



2025

# ANNUAL PURSUIT ANALYSIS

ALBANY POLICE DEPARTMENT

Approved by Chief Marcia Harnden

A handwritten signature in black ink, reading "Marcia A. Harnden".

Prepared By Accreditation Manager Merab Smith



## INTRODUCTION

The 2025 Albany Police Department Pursuit Analysis uses data from the past three years to compare trends. In 2025, Albany Police Department (APD) officers were involved in fourteen vehicle pursuits. Information in this analysis reviews and compares the pursuits from the current year to the two previous years. The data is broken down into sections, which include specific analysis of speed, distance, road conditions, pursuit termination, outcome of pursuits, and reasons for the elude. Each section will describe details surrounding the pursuits the department was involved in.



## OVERALL SUMMARY OF DATA

Due to the relatively low number of pursuits each year, small differences can indicate a large percentage change in the data. This is especially true with only fourteen pursuits this year. Changes in the data, positive or negative, are not always an accurate indicator of a trend or a result of our actions.

The following statistics are important to note from our 2025 pursuit data:


- 87.5% of the pursuits were terminated within five miles.
- 71.4% of the pursuits were terminated within five minutes.
- 64.3% of the pursuits were initiated due to traffic related incidents.



## POLICY REVIEW

The Vehicle Pursuit Policy 280 was reviewed by Operations Captain Buck Pearce. No discrepancies were found in the policy relating to our procedures. The policy was revised on February 3, 2025, which included several updates and language clarification. Vehicle pursuits pose a high risk for the community and the pursuing officers. It is the policy of the Albany Police Department to exercise good judgement and consider public safety in the decision to pursue, continue, or terminate vehicle pursuits and to use sound tactics during those pursuits to ensure safe resolution. The policy is consistent with law enforcement best practices across the United States.

Policy language was added on September 6, 2023, defining how to report eludes. In 2025, there were 20 eludes, which means there were 34 total incidents when suspects did not comply with officers' overhead lights and sirens, and officers continued to pursue in fourteen (41%) incidents. It is important to note that in 2021, the policy was revised to include strict language requiring officers to deactivate their overhead lights and sirens, and immediately pulling to the side of the road upon termination of a pursuit. APD began tracking vehicle eludes as a part of this change. An elude is when an officer initiates a traffic stop with lights and siren and the suspect does not comply. If the officer does not have an authorized reason to pursue the vehicle, the officer will deactivate their overhead lights and siren and pull to the side of the road, remain stationary, and observe the suspect if safe to do so. It is important for APD to track eludes in addition to pursuits.




## **POLICY REVIEW (CONTINUED)**

In accordance with the Vehicle Pursuit Policy 280, every pursuit and elude is reviewed by the involved officer's sergeant, lieutenant, captain, and an EVOC (emergency vehicle operator course) instructor. The pursuit review contributes to the creation of safer strategies for employees and citizens. The pursuit review includes policy adherence, training needs, equipment status, and corrective action.



## **TRAINING**

Emergency Vehicle Operator Course (EVOC) training was conducted for all sworn employees in September 2025. The training consisted of policy review, 4-hour of refresher training including defensive driving, pursuit tactics, vehicle placement, spike strip deployment, high-risk stops, pursuit scenarios, and driving drills. This training is conducted at least once every two years. It is valuable to have the officers drive patrol vehicles in a secure environment where they can learn and improve their driving techniques.



## CAUSE OF PURSUIT INITIATION

There was not a significant trend for reasons to initiate a pursuit. Traffic related incidents combined include traffic infraction, traffic crime, DUII, and stolen vehicles, all of which accounted for 64.3% of the pursuits in 2025.


Initiating Event	2023	2024	2025	2023	2024	2025
Traffic Infraction	2	2	3	15.4%	14.3%	21.4%
Traffic Crime	3	3	4	23.1%	21.4%	28.6%
Other Agency Initiated	1	0	2	7.7%	0.0%	14.3%
Suspicious Incident	0	1	0	0.0%	7.1%	0.0%
DUII	3	2	2	23.1%	14.3%	14.3%
Stolen Vehicle	0	1	1	0.0%	7.1%	7.1%
Person Felony	2	4	1	15.4%	28.6%	7.1%
Other Non-Person Felony	1	0	1	7.7%	0.0%	7.1%
Misdemeanor Crime	1	1	0	7.7%	7.1%	0.0%
<b>Total Pursuits</b>	<b>13</b>	<b>14</b>	<b>14</b>	<b>100.0%</b>	<b>100.0%</b>	<b>100.0%</b>



## SUSPECT REASON FOR ELUDE

Suspects elude police officers for various reasons. When the suspect successfully flees, it is usually unknown to the officer as to why the suspect eluded unless the vehicle was reported as stolen.

Suspect Reason for Elude	2023	2024	2025	2023	2024	2025
DUII	3	1	3	23.1%	7.1%	21.4%
Suspect of Crime	2	5	2	15.4%	35.7%	14.3%
Suspended, Revoked or No License	1	1	0	7.7%	7.1%	0.0%
Stolen Vehicle	3	2	1	23.1%	14.3%	7.1%
Warrants	3	2	1	23.1%	14.3%	7.1%
Unknown	1	3	7	7.7%	21.4%	50.0%
<b>Total Pursuits</b>	<b>13</b>	<b>14</b>	<b>14</b>	<b>100.0%</b>	<b>100.0%</b>	<b>100.0%</b>



## TOTAL DURATION (TIME) OF PURSUITS

In 2025, 71.4% of the pursuits were terminated within five minutes. The longer the pursuit is engaged, the greater opportunity there is for an accident, injury, or property damage to occur.


Pursuit Duration	2023	2024	2025	2023	2024	2025
1 Minute or Less	7	3	5	53.8%	21.4%	35.7%
1.1 - 5 Minutes	4	7	5	30.8%	50.0%	35.7%
5.1 - 10 Minutes	1	1	3	7.7%	7.1%	21.4%
10.1 - 15 Minutes	0	1	1	0.0%	7.1%	7.1%
15.1 - 20 Minutes	0	1	0	0.0%	7.1%	0.0%
20.1 Minutes or More	1	1	0	7.7%	7.1%	0.0%
<b>Total Pursuits</b>	<b>13</b>	<b>14</b>	<b>14</b>	<b>100.0%</b>	<b>100.0%</b>	<b>100.0%</b>



## TOTAL DISTANCE OF PURSUITS

In 2025, 85.7% of the pursuits were terminated within five miles. There is an increased opportunity for crashes, injuries, or property damage to occur the longer the pursuit is engaged.

Distance	2023	2024	2025	2023	2024	2025
1 Mile or Less	8	8	8	61.5%	57.1%	57.1%
1.1 - 5 Miles	3	1	4	23.1%	7.1%	28.6%
5.1 - 15 Miles	1	4	1	7.7%	28.6%	7.1%
15.1 Miles or More	1	1	1	7.7%	7.1%	7.1%
<b>Total Pursuits</b>	<b>13</b>	<b>14</b>	<b>14</b>	<b>100.0%</b>	<b>100.0%</b>	<b>100.0%</b>



## ROAD CONDITIONS DURING PURSUITS

Road conditions are an important factor when determining whether to engage in a vehicle pursuit. Weather, traffic, and road conditions can substantially increase the danger of continuing to pursue, which can easily outweigh the worth of apprehending the suspect.


Condition	2023	2024	2025	2023	2024	2025
Dry	7	11	13	53.8%	78.6%	92.9%
Wet	6	3	1	46.2%	21.4%	7.1%
Snow	0	0	0	0.0%	0.0%	0.0%
Ice	0	0	0	0.0%	0.0%	0.0%
Fog	0	0	0	0.0%	0.0%	0.0%
<b>Total</b>	<b>13</b>	<b>14</b>	<b>14</b>	<b>100.0%</b>	<b>100.0%</b>	<b>100.0%</b>



## PURSUIT TOP SPEED

This section evaluates the top speed during the pursuit, which can be used to estimate the speed of the suspect vehicle. Speed continues to be a high-risk factor in the justification of terminating a pursuit.

Speed (mph)	2023	2024	2025	2023	2024	2025
0 - 45	3	6	3	23.1%	42.9%	21.4%
46 - 75	6	1	5	46.2%	7.1%	35.7%
76 - 100	1	4	4	7.7%	28.6%	28.6%
101 +	3	3	2	23.1%	21.4%	14.3%
<b>Total Pursuits</b>	<b>13</b>	<b>14</b>	<b>14</b>	<b>100.0%</b>	<b>100.0%</b>	<b>100.0%</b>



## PURSUIT TERMINATION

Pursuit intervention is an attempt to terminate the ability of a suspect to continue to flee in a motor vehicle through tactical application of techniques including blocking, ramming, spikes, or pinning.

Termination of Pursuits	2023	2024	2025	2023	2024	2025
By Pursuing Officer	6	3	7	46.2%	21.4%	50.0%
By Supervisor	1	2	1	7.7%	14.3%	7.1%
By Collision	1	1	0	7.7%	7.1%	0.0%
Suspect Stopped/Pursuit Intervention	5	8	5	38.5%	57.1%	35.7%
Outside Agency	0	0	1	0.0%	0.0%	7.1%
<b>Total Pursuits</b>	<b>13</b>	<b>14</b>	<b>14</b>	<b>100.0%</b>	<b>100.0%</b>	<b>100.0%</b>



## PURSUIT COLLISION RESULTS

Zero pursuits resulted in collision in 2025.

Collision Data	2023	2024	2025	2023	2024	2025
Collision	2	3	0	15.4%	21.4%	0.0%
Non-Collision	11	11	14	84.6%	78.6%	100.0%
<b>Total Pursuits</b>	<b>13</b>	<b>14</b>	<b>14</b>	<b>100.0%</b>	<b>100.0%</b>	<b>100.0%</b>



## OUTCOME OF PURSUITS

In 2025, 50% pursuits resulted in arrest. This data correlates with 50% of the pursuits being self terminated by the officer's discretion.

Pursuit Outcome	2023	2024	2025	2023	2024	2025
Arrested	6	9	7	46.2%	64.3%	50.0%
Suspect Fled on Foot (No Arrest)	2	1	2	15.4%	7.1%	14.3%
Suspect Fled in Vehicle (No Arrest)	4	3	4	30.8%	21.4%	28.6%
Fatality	0	0	0	0.0%	0.0%	0.0%
Hospitalized - Unable to Arrest	0	0	0	0.0%	0.0%	0.0%
Outside Agency Took Over	1	1	1	7.7%	7.1%	7.1%
<b>Total Pursuits</b>	<b>13</b>	<b>14</b>	<b>14</b>	<b>100.0%</b>	<b>100.0%</b>	<b>100.0%</b>



2025

# ALBANY POLICE DEPARTMENT

541-917-7680

[www.albanyoregon.gov/police](http://www.albanyoregon.gov/police)

2600 Pacific Boulevard SW

Albany, Oregon 97321