

A photograph of Baltimore Police officers in uniform standing in formation on a city street. The officers are wearing dark blue uniforms with "BALTIMORE POLICE" patches on their shoulders. They are standing on a brick-paved area with trees and a modern building in the background. The image is slightly blurred, giving it a sense of motion or a candid shot. A white rectangular border is overlaid on the image, framing the text.

Contact Cover & Field Training Tactics



Oftentimes, this is a
common
misconception.

**Why should you
NOT consider an
FTO and a
trainee as a 2-
person car?**

An FTO and a trainee are
considered a 2-person car.

Objectives

Given a group activity, students will list reasons why an FTO and PTO are not to be considered a 2-person car.

Through facilitated discussion, students will identify and explain the field tactics associated with an FTO and POT during patrol functions.



You are **NOT** a 2-person car!

FTO Unit

- FTO
- Trainee

Additional Patrol Unit

- Back-up Officer



REMEMBER...

- Do not rely on or expect actions until proven capable
- Tactics may vary depending on the phase level of your POT
- Always think of proper back up

Contact Officer

- Initiates and conducts all business of the contact itself

Cover Officer

- Primary role is to protect the contact officer during the stop

The FTO Unit cannot employ both roles and effectively teach/evaluate a trainee.

Communication

Communicate early and often with your trainee regarding the roles each will play on EACH interaction.

At the end of an incident, thoroughly debrief the trainee about their performance.

Contact-Cover Principles

Always utilize officer safety tactics, keeping in mind POT limitations.

Discuss and share expectation with each POT.

FTO Responsibilities on Multi-Unit Calls for Service



Ensure safety of Trainee



Evaluate Trainee's actions

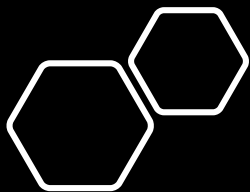


Provide feedback to Trainee

If an FTO divides
their attention to
other matters,
what could be the
result of those
actions?

Can result in...

- Injury or death
- Training scars
- Missed teaching opportunities



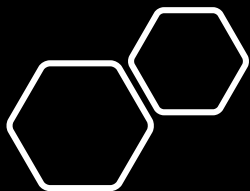
What does this
mean for...

Traffic crashes and direction?

Traffic stops?

Building searches?

Domestic disputes?



10 Fatal Errors

With a partner, compose a list of the 10 Fatal Errors you learned about when you were in the academy.

Attitude

Keep your mind on the job!

Tombstone Courage

Do NOT work alone.

Not Enough Rest

Get more sleep. Be alert.

Taking a Bad Position

Work for position of advantage

Danger Signs

Look for indicators!

Failing to Watch Hands

Hands kill. Watch them.

Relaxing Too Soon

Every situation is a new call.

Improper Use of Handcuffs

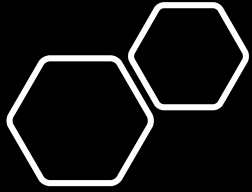
Use early and whenever reasonable

Incomplete Search

Take your time. Be thorough!

Dirty/Inoperative Equipment

Check everything, every day.



Fitness



When you became a police officer, you gave up the right to be unfit.

FTO's are an example, in every aspect of life (*whether you want to or not*).

Officer Safety Goals



How can I demonstrate and communicate with my trainee early?



How can I protect and teach my trainee during the body of our training?



How can I observe and evaluate my trainee during the end of our training?

General Field Training Tactics

You can't TEACH
them if you are
separated.

You are 2 bodies
working as ONE unit.

Early Training Tactics

Demonstrate Police Work

- Place them in a safe observation location
- Keep your escape route clear
- Do not place them in danger
- What can they see/hear from their location?
- Demonstrate proper techniques first



Communicate with Trainee

- What do you want?
- When do you want it?
- How should it be done?
- Why did we do it that way?

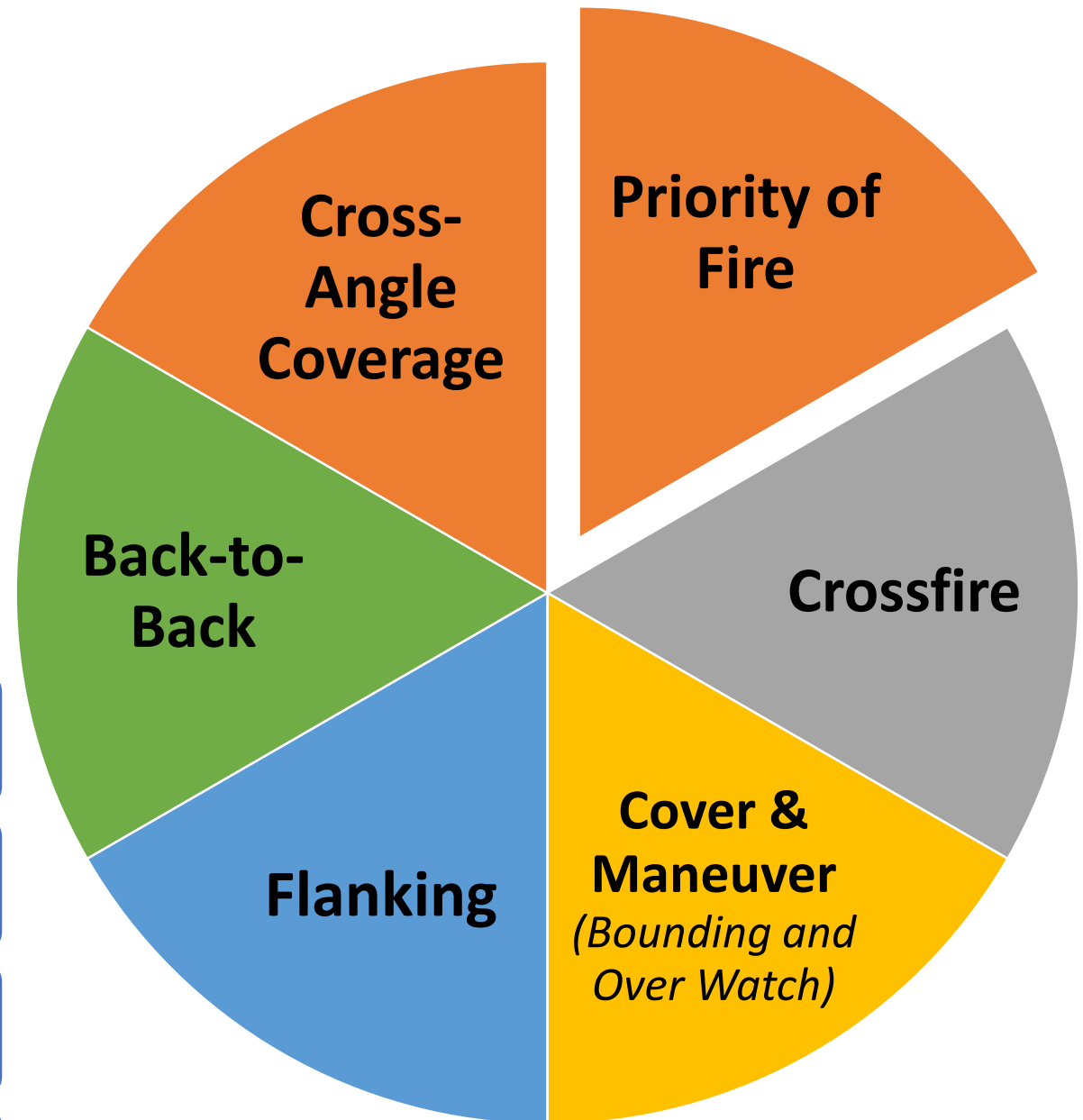
Basic Tactical Mechanisms

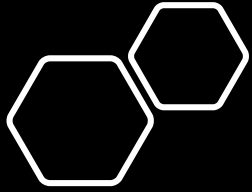
Discuss with POT early and practice as necessary

Remind of tactical L during Contact and Cover

Remind of vehicle and Officer positioning during traffic stops

Review how to clear a house or alley, clearing corners and blind spots, etc.





General Field Training Tactics

How can I protect them?

- **Physical Security** - *They may not have the instincts/tactics you have.*
- **Situational Security** - *They may not be ready to handle some questions/situations alone.*



**YOU are the overall umbrella
of protection.**



The Last Few Weeks...

- Switch positions from the beginning of training.
- Ensure you can safely observe and evaluate the trainee while still being “in the fight”.

Traffic Stops



Day 1

Day 90



Back Lighting





Clearing Buildings

It all comes
down to this...



Protect the public.



Protect your Trainee.



Protect yourself.



Train & evaluate your Trainee.



Questions?