



# Cincinnati Police Department STAFF NOTES

August 12, 2022

*Lieutenant Colonel Teresa A. Theetge, Interim Police Chief*



## Planning & Inspections Section

- [Transition to New Power DMS for Document Management](#)
- [Survey Regarding Private Complaint Mediation Program](#)
- [Residential Parking Permit Enforcement Temporarily Suspended](#)

## Police Training Section

- [Training Opportunity – Firearms; Back-to-Basics](#)
- [Career Development – The Path to SAST Interview](#)

## Chief's Office

- [S.T.A.R.S. Data](#)
- [Police Chief's Commendations for the Week](#)

## **1. TRANSITION TO NEW *POWER DMS* FOR DOCUMENT MANAGEMENT**

The Department is transitioning its document management and storage to a new system, ***Power DMS***. Power DMS is a cloud-based software platform that allows storage, workflow, and signatures on documents. All CPD manuals, Staff Notes, and Training Bulletins are transitioning to storage in Power DMS. This will allow officers to sign-off on documents virtually, making paper check-off lists no longer needed. As procedure revisions and updates are completed within Power DMS, employees will have the ability to easily identify changes.

In the future, the Department plans to also incorporate other paper forms and Form 17s into Power DMS, enabling workflows to be tracked and completed virtually. The first phase of transition/rollout is in process, beginning with Department manuals and Staff Notes.

Training videos are forthcoming to provide guidance to new users of Power DMS. It is **imperative**, as a new user, to watch and understand the information contained in the instructional video **PRIOR** to attempting the first log-in to Power DMS. The first time/initial log-in will grant the new user a **ONE-TIME ONLY OPPORTUNITY** to sign-off (in bulk) the 200 plus documents already uploaded to the platform. **Failure to perform the sign-off task correctly will result in the user losing the ability to perform the one-time bulk sign-off and instead must complete the document sign-off one at a time, for each individual document.** Watch and understand the video instruction first!

All employees who have not yet logged into Power DMS **must log-in between Monday, August 15, and Thursday, August 25, to complete the initial sign-off** of documents.

## **2. SURVEY REGARDING PRIVATE COMPLAINT MEDIATION PROGRAM**

The City of Cincinnati is currently exploring implementation of a proposed Private Complaint Mediation Program.

Private Complaint Mediation is designed to divert low-level offenders out of the criminal justice system. Certain minor, low-level, non-violent offenses and non-criminal disputes could possibly be referred to Private Complaint Mediation as an alternative to citation or arrest, where a mediated resolution may provide a more satisfying, lasting, and less time-intensive resolution to disputes, including disputes that are truly civil in nature, however often involve law enforcement.

All Department sworn members are required to complete a short anonymous survey to gauge feasibility of having a program of this nature. Use the following link, <https://forms.office.com/r/juedrY3iXU>, to complete the survey as soon as possible, but not later than **Wednesday, August 31, 2022**.

**3. RESIDENTIAL PARKING PERMIT ENFORCEMENT TEMPORARILY SUSPENDED**

The On-Street Parking Services Supervisor for the Department of Community and Economic Development, Parking Division, has indicated the Residential Parking Permits issued by the City's vendor have become digital only.

Changeover from a physical sticker to the all-digital format has left CPD with no capability to verify the validity of a Residential Parking Permit. The Department is working with the Parking Division management to obtain access to the proper equipment or otherwise have the ability to verify the validity of a Residential Parking Permit.

**Until further notice, all officers shall refrain from issuing citations enforcing Residential Parking Permits in all districts.** If necessary, Parking Division personnel may be contacted to assist officers and avoid erroneously issuing a citation for Residential Parking Permit matters.

**4. TRAINING OPPORTUNITY – FIREARMS: BACK-TO-BASICS**

Host/Sponsor: Police Training Section / Firearms Training Squad

Course Title: **Firearms: Back-to-Basics**

Presenter: CPD Target Range Staff

Date/Time(s): Monday, November 7, 2022, 0800 – 1600 hours

Location: Cincinnati Police Department Target Range

This course gives instructors an opportunity to slow the pace of training and focus primarily on the basics. Training starts in the classroom with a review of sight alignment and trigger press and breaks down presentation to the target to help increase speed and accuracy. Range time consists of fundamental drills designed to build on the development of accuracy and precision. **Attendance will be limited.**

Sworn personnel interested in voluntarily attending this training must submit a completed **Form 17TR, Training Request**, through the chain of command, to be received at Police Training Section by **Friday, September 16, 2022**. In addition to submitting a hard copy, an electronic copy of the Form 17TR must be emailed to the Police Academy at: [CPDTrainingUnit@cincinnati-oh.gov](mailto:CPDTrainingUnit@cincinnati-oh.gov).

Do NOT initiate a request to attend this training through the Records Management System (RMS). Police Training Section will complete all registrations, manage the entries into RMS, and notify personnel approved to attend.

Personnel may attend on-duty with the approval of their supervisor. No overtime will be provided for personnel attending this training. Attendees shall wear range attire and bring their duty weapon and gun belt. Direct any questions regarding this training to Administrative Specialist Ashley Hiett, Police Training Section, at 513-357-7552.

**5. CAREER DEVELOPMENT – THE PATH TO SAST INTERVIEW**

Course Title: **The Path to SAST Interview**

Presenter: Lieutenant Colonel Lisa A. Davis & Captain Dennis L. Swingley

Date/Time(s): Monday, October 17, 2022, 1500 – 1700 hours

Location: Cincinnati Police Academy, Room B

**“The Path”** is a series of individual, two-hour long, career development presentations, sponsored by the CPD Military Liaison Group. The purpose of the topic-specific presentation each month is to offer personnel with a career guidance educational opportunity.

Sworn personnel interested in voluntarily attending this training must submit a completed **Form 17TR, Training Request**, through the chain of command, to be received at Police Training Section by **Monday, September 26, 2022**. In addition to submitting a hard copy, an electronic copy of the Form 17TR must be emailed to the Police Academy at: [CPDTrainingUnit@cincinnati-oh.gov](mailto:CPDTrainingUnit@cincinnati-oh.gov).

Do NOT initiate a request to attend this training through the Records Management System (RMS). Police Training Section will complete all registrations, manage the entries into RMS, and notify personnel approved to attend.

Personnel may attend on duty with the approval of their supervisor. No overtime will be provided for personnel attending this training. Attendees shall wear conservative business attire or the operational uniform. Direct any questions regarding this training to Administrative Specialist Ashley Hiatt, Police Training Section, at 513-357-7552.

**6. S.T.A.R.S. DATA**

Attached to these Staff Notes is the most current Strategic and Tactical Analytic Review for Solutions (STARS) Data. Department personnel are directed to review this information to ensure they remain familiar with crime patterns and trends occurring within the City and their areas of responsibility.

**7. POLICE CHIEF'S COMMENDATIONS FOR THE WEEK**

Lieutenant Colonel Teresa A. Theetge, Interim Police Chief, is pleased to recognize the following Department personnel for the exemplary work they have performed:

**POLICE OFFICER ANTONIO HAMILTON**

**POLICE OFFICER KELLY MOORE**

**POLICE OFFICER WILLIAM WOLNER**

***Criminal Investigations Section, Personal Crimes Squad***

[Attached](#) to these Staff Notes are the Official Letters of Commendation issued to the above-named personnel for their dedication to duty and pursuit of excellence as representatives of the Cincinnati Police Department.



POPULATION: 303,940

AREA: 77 SQ. MILES

2021 VIOLENT CRIMES PER 1000: 6.1

2021 PART ONE CRIMES PER 1000: 40.9

INTERIM CHIEF OF POLICE



INTERIM POLICE CHIEF  
TERESA THEETGE

TOTAL SWORN PERSONNEL									
GENDER					RACE				
					WHITE	BLACK	OTHER		TOTAL
MALE					518	207	28		753
% of Total Males					68.8%	27.5%	3.7%		
FEMALE					148	69	4		221
% of Total Females					67.0%	31.2%	1.8%		
TOTAL					666	276	32		974
% of Total Sworn					68.4%	28.3%	3.3%		
Total Sworn in Districts					646				
% of Total Sworn in Districts					66.3%				

Source: Personnel Unit

CRIME STATISTICS for week ending 8/6/2022												
	7/10/22 to 8/6/22	3 YEAR AVG OF 28 DAYS	% CHANGE	5/8/22 to 8/6/22	3 YEAR AVG OF 91 DAYS	% CHANGE	YTD 2022	YTD 2021	% CHANGE	YTD 2022	3 YEAR YTD AVG	% CHANGE
<b>Violent Crimes</b>												
Homicide*	5	6.33	-21%	20	29.67	-33%	46	53	-13%	46	52.00	-12%
Rape	36	24.33	48%	88	69.33	27%	173	137	26%	173	149.67	16%
Robbery	64	60.00	7%	217	193.33	12%	394	349	13%	394	432.00	-9%
Aggravated Assault	76	81.67	-7%	256	267.67	-4%	499	542	-8%	499	517.67	-4%
<b>Total Violent Crime</b>	<b>181</b>	<b>172.33</b>	<b>5%</b>	<b>581</b>	<b>560.00</b>	<b>4%</b>	<b>1112</b>	<b>1081</b>	<b>3%</b>	<b>1112</b>	<b>1151.33</b>	<b>-3%</b>
<b>Property Crimes</b>												
Burglary / B&E	148	199.67	-26%	473	628.33	-25%	1060	983	8%	1060	1330.67	-20%
Theft from Auto	284	226.67	25%	869	716.00	21%	1797	1657	8%	1797	1646.33	9%
Personal / Other Theft**	443	418.00	6%	1402	1354.00	4%	3036	2618	16%	3036	3130.33	-3%
Auto Theft	259	116.00	123%	606	366.00	66%	1024	920	11%	1024	821.00	25%
<b>Total Property Crime</b>	<b>1134</b>	<b>960.33</b>	<b>18%</b>	<b>3350</b>	<b>3064.33</b>	<b>9%</b>	<b>6917</b>	<b>6178</b>	<b>12%</b>	<b>6917</b>	<b>6928.33</b>	<b>0%</b>
<b>Total Part 1 Crime</b>	<b>1315</b>	<b>1132.67</b>	<b>16%</b>	<b>3931</b>	<b>3624.33</b>	<b>8%</b>	<b>8029</b>	<b>7259</b>	<b>11%</b>	<b>8029</b>	<b>8079.67</b>	<b>-1%</b>

GUN RECOVERIES through week ending 7/30/2022												
	7/3/22 to 7/30/22	3 YEAR AVG OF 28 DAYS	% CHANGE	5/8/22 to 8/6/22	3 YEAR AVG OF 91 DAYS	% CHANGE	YTD 2022	YTD 2021	% CHANGE	YTD 2022	3 YEAR YTD AVG	% CHANGE
<b>Recovering District</b>												
District 1	4	10	-60%	44	37	20%	92	86	7%	92	77	20%
District 2	53	7	623%	74	33	127%	112	89	26%	112	72	56%
District 3	18	20	-8%	74	65	13%	162	193	-16%	162	154	5%
District 4	24	22	7%	82	68	20%	188	173	9%	188	154	22%
District 5	25	13	88%	53	53	0%	131	134	-2%	131	118	11%
Central Business Section	3	1	200%	8	4	85%	17	8	113%	17	7	143%
<b>Total Guns Recovered***</b>	<b>183</b>	<b>101.00</b>	<b>81%</b>	<b>515</b>	<b>348.67</b>	<b>48%</b>	<b>1057</b>	<b>984</b>	<b>7%</b>	<b>1057</b>	<b>804.33</b>	<b>31%</b>

\*Homicide statistics are counts by victims and do not include police interventions nor vehicular homicides.

\*\*Includes unauthorized use of a motor vehicle

\*\*\*Includes guns recovered by non-district personnel

N/C - Not Calculable

Statistics based on the report date of the crime or arrest. Crime statistics are incident based, meaning each offense in an incident is counted. Arrest statistics are based on charges, meaning each charge in an arrest is counted. Auto Theft does not include Unauthorized Use (no consent by owner)



INTERIM CHIEF OF POLICE



INTERIM CHIEF OF POLICE  
TERESA THEETGE



AREA: 4.5 SQ. MILES

DISTRICT 1 CAPTAIN



MATTHEW HAMMER

DISTRICT 1 SWORN PERSONNEL									
GENDER					RACE				
					WHITE	BLACK	OTHER	TOTAL	
MALE					42	24	4	70	
% of Total Males					60.0%	34.3%	5.7%		
FEMALE					11	10	1	22	
% of Total Females					50.0%	45.5%	4.5%		
TOTAL					53	34	5	92	
% of Total Sworn					57.6%	37.0%	5.4%		

Source: Personnel Unit

CRIME STATISTICS for week ending 8/6/2022												
	7/10/22 to 8/6/22	3 YEAR AVG OF 28 DAYS	% CHANGE	5/8/22 to 8/6/22	3 YEAR AVG OF 91 DAYS	% CHANGE	YTD 2022	YTD 2021	% CHANGE	YTD 2022	3 YEAR YTD AVG	% CHANGE
<b>VIOLENT CRIMES</b>												
HOMICIDE*	1	0.00	N/C	4	5.67	-29%	5	7	-29%	5	7.67	-35%
RAPE	6	2.67	125%	9	7.33	23%	16	24	-33%	16	18.00	-11%
ROBBERY	6	6.00	0%	30	22.00	36%	57	38	50%	57	45.67	25%
AGGRAVATED ASSAULTS	9	11.00	-18%	39	36.67	6%	74	84	-12%	74	71.00	4%
<b>TOTAL VIOLENT</b>	<b>22</b>	<b>19.67</b>	<b>12%</b>	<b>82</b>	<b>71.67</b>	<b>14%</b>	<b>152</b>	<b>153</b>	<b>-1%</b>	<b>152</b>	<b>142.33</b>	<b>7%</b>
<b>PROPERTY CRIMES</b>												
BURGLARY/B&E	6	17.67	-66%	36	51.33	-30%	97	85	14%	97	110.67	-12%
THEFT FROM AUTO	25	26.00	-4%	151	81.00	86%	303	179	69%	303	165.00	84%
PERSONAL/OTHER THEFT*	48	30.33	58%	129	105.67	22%	256	193	33%	256	244.00	5%
AUTO THEFT	26	15.33	70%	92	45.00	104%	147	84	75%	147	81.33	81%
<b>TOTAL PROPERTY</b>	<b>105</b>	<b>89.33</b>	<b>18%</b>	<b>408</b>	<b>283.00</b>	<b>44%</b>	<b>803</b>	<b>541</b>	<b>48%</b>	<b>803</b>	<b>601.00</b>	<b>34%</b>
<b>TOTAL PART 1</b>	<b>127</b>	<b>109.00</b>	<b>17%</b>	<b>490</b>	<b>354.67</b>	<b>38%</b>	<b>955</b>	<b>694</b>	<b>38%</b>	<b>955</b>	<b>743.33</b>	<b>28%</b>

N/C - Not Calculable

Repeat Drug Calls-for-Service Addresses and Intersections			
	7/10/22 to 8/6/22	6/12/22 to 7/9/22	5/15/22 to 6/11/22
FIRST	101 E 13TH ST / total of 5	138 E CLIFTON AV / total of 3	138 E CLIFTON AV / total of 5
SECOND	1317 CLAY ST / total of 3	101 E 13TH ST / total of 2	124 E 13TH ST / total of 2
THIRD	1300 VINE ST / total of 2	1027 LINN ST / total of 1	1322 SYCAMORE ST / total of 2

\*Homicide statistics are counts by victims and do not include police interventions nor vehicular homicides.

\*\*Includes unauthorized use of a motor vehicle

Statistics based on the report date of the crime or arrest. Crime statistics are incident based, meaning each offense in an incident is counted. Arrest statistics are based on charges, meaning each charge in an arrest is counted. Auto Theft does not include Unauthorized Use (no consent by owner). \*\*Other theft Includes unauthorized use of a motor vehicle.

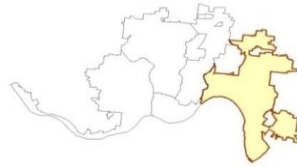




INTERIM CHIEF OF POLICE



INTERIM CHIEF OF POLICE  
TERESA THEETGE



AREA: 24.9 SQ. MILES

DISTRICT 2 CAPTAIN



DANITA PETTIS

DISTRICT 2 SWORN PERSONNEL									
GENDER				RACE					
				WHITE	BLACK	OTHER	TOTAL		
MALE	73	77.7%		42	26	5	73		
% of Total Males				57.5%	35.6%	6.8%			
FEMALE	21	22.3%		16	5	0	21		
% of Total Females				76.2%	23.8%	0.0%			
TOTAL	94			58	31	5	94		
% of Total Sworn				61.7%	33.0%	5.3%			

Source: Personnel Unit

CRIME STATISTICS for week ending 8/6/2022												
	7/10/22 to 8/6/22	3 YEAR AVG OF 28 DAYS	% CHANGE	5/8/22 to 8/6/22	3 YEAR AVG OF 91 DAYS	% CHANGE	YTD 2022	YTD 2021	% CHANGE	YTD 2022	3 YEAR AVERAGE	% CHANGE
<b>VIOLENT CRIMES</b>												
HOMICIDE*	1	1.00	0%	3	2.67	13%	7	2	250%	7	4.00	75%
RAPE	5	2.33	114%	11	7.00	57%	23	17	35%	23	18.00	28%
ROBBERY	4	4.33	-8%	16	13.33	20%	33	22	50%	33	33.33	-1%
AGGRAVATED ASSAULTS	8	8.67	-8%	18	26.67	-33%	32	42	-24%	32	49.33	-35%
<b>TOTAL VIOLENT</b>	<b>18</b>	<b>16.33</b>	<b>10%</b>	<b>48</b>	<b>49.67</b>	<b>-3%</b>	<b>95</b>	<b>83</b>	<b>14%</b>	<b>95</b>	<b>104.67</b>	<b>-9%</b>
<b>PROPERTY CRIMES</b>												
BURGLARY/B&E	22	30.33	-27%	68	90.67	-25%	128	138	-7%	128	190.00	-33%
THEFT FROM AUTO	55	45.33	21%	146	144.67	1%	289	353	-18%	289	356.00	-19%
PERSONAL/OTHER THEFT*	94	59.33	58%	295	193.00	53%	610	402	52%	610	481.00	27%
AUTO THEFT	36	14.33	151%	83	39.67	109%	135	105	29%	135	93.33	45%
<b>TOTAL PROPERTY</b>	<b>207</b>	<b>149.33</b>	<b>39%</b>	<b>592</b>	<b>468.00</b>	<b>26%</b>	<b>1162</b>	<b>998</b>	<b>16%</b>	<b>1162</b>	<b>1120.33</b>	<b>4%</b>
<b>TOTAL PART 1</b>	<b>225</b>	<b>165.67</b>	<b>36%</b>	<b>640</b>	<b>517.67</b>	<b>24%</b>	<b>1257</b>	<b>1081</b>	<b>16%</b>	<b>1257</b>	<b>1225.00</b>	<b>3%</b>

N/C - Not Calculable

Repeat Drug Calls-for-Service Addresses and Intersections			
	7/10/22 to 8/6/22	6/12/22 to 7/9/22	5/15/22 to 6/11/22
FIRST	3204 WOLD AV / total of 2	1832 DANA AV / total of 1	1815 CLARION AV / total of 2
SECOND	6395 BRAMBLE AV / total of 2	1838 HURON AV / total of 1	3601 MONTGOMERY RD / total of 2
THIRD	1713 BRACHMAN AV / total of 1	2064 OXFORD AV / total of 1	3641 MONTGOMERY RD / total of 2

\*Homicide statistics are counts by victims and do not include police interventions nor vehicular homicides.

\*\*Includes unauthorized use of a motor vehicle

Statistics based on the report date of the crime or arrest. Crime statistics are incident based, meaning each offense in an incident is counted. Arrest statistics are based on charges, meaning each charge in an arrest is counted. Auto Theft does not include Unauthorized Use (no consent by owner). \*\*Other theft includes unauthorized use of a motor vehicle.





INTERIM CHIEF OF POLICE



INTERIM CHIEF OF POLICE  
TERESA THEETGE



AREA: 20 SQ. MILES

DISTRICT 3 CAPTAIN



DAVID JOHNSTON

DISTRICT 3 SWORN PERSONNEL										
GENDER				RACE						
				WHITE	BLACK	OTHER	TOTAL			
MALE				132	82.5%	95	30	7	132	
% of Total Males						72.0%	22.7%	5.3%		
FEMALE				28	17.5%	22	6	0	28	
% of Total Females						78.6%	21.4%	0.0%		
TOTAL				160		117	36	7	160	
% of Total Sworn						73.1%	22.5%	4.4%		

Source: Personnel Unit

CRIME STATISTICS for week ending 8/6/2022												
VIOLENT CRIMES	7/10/22 to 8/6/22	3 YEAR AVG OF 28 DAYS	% CHANGE	5/8/22 to 8/6/22	3 YEAR AVG OF 91 DAYS	% CHANGE	YTD 2022	YTD 2021	% CHANGE	YTD 2022	3 YEAR AVERAGE	% CHANGE
HOMICIDE*	1	2.67	-63%	5	8.00	-38%	9	17	-47%	9	16.67	-46%
RAPE	9	9.00	0%	21	24.00	-13%	42	42	0%	42	43.67	-4%
ROBBERY	14	18.33	-24%	66	61.00	8%	111	119	-7%	111	146.00	-24%
AGGRAVATED ASSAULTS	23	25.00	-8%	79	77.67	2%	144	157	-8%	144	155.67	-7%
<b>TOTAL VIOLENT</b>	<b>47</b>	<b>55.00</b>	<b>-15%</b>	<b>171</b>	<b>170.67</b>	<b>0%</b>	<b>306</b>	<b>335</b>	<b>-9%</b>	<b>306</b>	<b>362.00</b>	<b>-15%</b>
PROPERTY CRIMES	7/10/22 to 8/6/22	3 YEAR AVG OF 28 DAYS	% CHANGE	5/8/22 to 8/6/22	3 YEAR AVG OF 91 DAYS	% CHANGE	YTD 2022	YTD 2021	% CHANGE	YTD 2022	3 YEAR AVERAGE	% CHANGE
BURGLARY/B&E	39	58.00	-33%	129	188.67	-32%	326	324	1%	326	419.67	-22%
THEFT FROM AUTO	88	47.67	85%	204	154.67	32%	391	303	29%	391	349.67	12%
PERSONAL/OTHER THEFT*	126	131.67	-4%	401	439.67	-9%	872	833	5%	872	1013.00	-14%
AUTO THEFT	75	30.67	145%	164	89.33	84%	260	258	1%	260	229.33	13%
<b>TOTAL PROPERTY</b>	<b>328</b>	<b>268.00</b>	<b>22%</b>	<b>898</b>	<b>872.33</b>	<b>3%</b>	<b>1849</b>	<b>1718</b>	<b>8%</b>	<b>1849</b>	<b>2011.67</b>	<b>-8%</b>
<b>TOTAL PART 1</b>	<b>375</b>	<b>323.00</b>	<b>16%</b>	<b>1069</b>	<b>1043.00</b>	<b>2%</b>	<b>2155</b>	<b>2053</b>	<b>5%</b>	<b>2155</b>	<b>2373.67</b>	<b>-9%</b>

N/C - Not Calculable

Repeat Drug Calls-for-Service Addresses and Intersections			
	7/10/22 to 8/6/22	6/12/22 to 7/9/22	5/15/22 to 6/11/22
FIRST	3285 MOOSEWOOD AV / total of 3	702 TRENTON AV / total of 3	1860 QUEEN CITY AV / total of 2
SECOND	2314 IROLL AV / total of 2	3415 MCFARLAN RD / total of 2	2314 IROLL AV / total of 2
THIRD	2447 WESTWOOD NORTHERN BLVD / total of 2	3749 GLENWAY AV / total of 2	2322 FERGUSON RD / total of 2

\*Homicide statistics are counts by victims and do not include police interventions nor vehicular homicides.

\*\*Includes unauthorized use of a motor vehicle

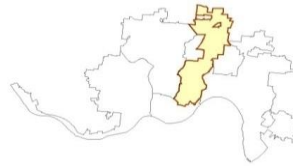
Statistics based on the report date of the crime or arrest. Crime statistics are incident based, meaning each offense in an incident is counted. Arrest statistics are based on charges, meaning each charge in an arrest is counted. Auto Theft does not include Unauthorized Use (no consent by owner). \*\*Other theft includes unauthorized use of a motor vehicle.



INTERIM CHIEF OF POLICE



INTERIM CHIEF OF POLICE  
TERESA THEETGE



AREA: 11.7 SQ. MILES

DISTRICT 4 CAPTAIN



MARK BURNS

DISTRICT 4 SWORN PERSONNEL									
GENDER				RACE					
				WHITE	BLACK	OTHER	TOTAL		
MALE	107	78.1%	75	32	0	107			
% of Total Males			70.1%	29.9%	0.0%				
FEMALE	30	21.9%	17	11	2	30			
% of Total Females			56.7%	36.7%	6.7%				
TOTAL	137		92	43	2	137			
% of Total Sworn			67.2%	31.4%	1.5%				

Source: Personnel Unit

CRIME STATISTICS for week ending 8/6/2022												
	7/10/22 to 8/6/22	3 YEAR AVG OF 28 DAYS	% CHANGE	5/8/22 to 8/6/22	3 YEAR AVG OF 91 DAYS	% CHANGE	YTD 2022	YTD 2021	% CHANGE	YTD 2022	3 YEAR AVERAGE	% CHANGE
<b>VIOLENT CRIMES</b>												
HOMICIDE*	1	1.00	0%	3	6.33	-53%	13	15	-13%	13	12.33	5%
RAPE	7	6.00	17%	21	14.33	47%	48	20	140%	48	34.67	38%
ROBBERY	24	18.00	33%	55	54.00	2%	114	87	31%	114	114.33	0%
AGGRAVATED ASSAULTS	19	22.33	-15%	58	74.33	-22%	132	160	-18%	132	150.33	-12%
<b>TOTAL VIOLENT</b>	<b>51</b>	<b>47.33</b>	<b>8%</b>	<b>137</b>	<b>149.00</b>	<b>-8%</b>	<b>307</b>	<b>282</b>	<b>9%</b>	<b>307</b>	<b>311.67</b>	<b>-1%</b>
<b>PROPERTY CRIMES</b>												
BURGLARY/B&E	38	44.67	-15%	107	149.33	-28%	248	266	-7%	248	312.33	-21%
THEFT FROM AUTO	43	46.67	-8%	152	143.67	6%	300	407	-26%	300	351.33	-15%
PERSONAL/OTHER THEFT*	92	99.67	-8%	291	314.67	-8%	651	658	-1%	651	727.33	-10%
AUTO THEFT	63	26.00	142%	136	86.33	58%	263	230	14%	263	198.00	33%
<b>TOTAL PROPERTY</b>	<b>236</b>	<b>217.00</b>	<b>9%</b>	<b>686</b>	<b>694.00</b>	<b>-1%</b>	<b>1462</b>	<b>1561</b>	<b>-6%</b>	<b>1462</b>	<b>1589.00</b>	<b>-8%</b>
<b>TOTAL PART 1</b>	<b>287</b>	<b>264.33</b>	<b>9%</b>	<b>823</b>	<b>843.00</b>	<b>-2%</b>	<b>1769</b>	<b>1843</b>	<b>-4%</b>	<b>1769</b>	<b>1900.67</b>	<b>-7%</b>

N/C - Not Calculable

Repeat Drug Calls-for-Service Addresses and Intersections			
	7/10/22 to 8/6/22	6/12/22 to 7/9/22	5/15/22 to 6/11/22
FIRST	15 W 69TH ST / total of 2	1869 LOSANTIVILLE AV / total of 3	1869 LOSANTIVILLE AV / total of 3
SECOND	2220 MCGREGOR PL / total of 2	726 E MITCHELL AV / total of 3	2923 GILBERT AV / total of 2
THIRD	106 WILDWOOD ST / total of 1	114 GLENRIDGE PL / total of 2	3000 BURNET AV / total of 2

\*Homicide statistics are counts by victims and do not include police interventions nor vehicular homicides.

\*\*Includes unauthorized use of a motor vehicle

Statistics based on the report date of the crime or arrest. Crime statistics are incident based, meaning each offense in an incident is counted. Arrest statistics are based on charges, meaning each charge in an arrest is counted. Auto Theft does not include Unauthorized Use (no consent by owner). \*\*Other theft includes unauthorized use of a motor vehicle.



INTERIM CHIEF OF POLICE



INTERIM CHIEF OF POLICE  
TERESA THEETGE



AREA: 18 SQ. MILES

DISTRICT 5 CAPTAIN



ADAM HENNIE

DISTRICT 5 SWORN PERSONNEL						
GENDER			RACE			
			WHITE	BLACK	OTHER	TOTAL
MALE	97	79.5%	65	29	3	97
% of Total Males			67.0%	29.9%	3.1%	
FEMALE	25	20.5%	14	11	0	25
% of Total Females			56.0%	44.0%	0.0%	
TOTAL	122		79	40	3	122
% of Total Sworn			64.8%	32.8%	2.5%	

Source: Personnel Unit

CRIME STATISTICS for week ending 8/6/2022												
	7/10/22 to 8/6/22	3 YEAR AVG OF 28 DAYS	% CHANGE	5/8/22 to 8/6/22	3 YEAR AVG OF 91 DAYS	% CHANGE	YTD 2022	YTD 2021	% CHANGE	YTD 2022	3 YEAR AVERAGE	% CHANGE
<b>VIOLENT CRIMES</b>												
HOMICIDE*	1	1.67	-40%	5	6.00	-17%	12	10	20%	12	10.33	16%
RAPE	8	3.00	167%	23	12.00	92%	39	27	44%	39	29.33	33%
ROBBERY	10	11.33	-12%	35	35.67	-2%	59	76	-22%	59	79.00	-25%
AGGRAVATED ASSAULTS	15	12.67	18%	54	45.00	20%	105	84	25%	105	79.33	32%
<b>TOTAL VIOLENT</b>	<b>34</b>	<b>28.67</b>	<b>19%</b>	<b>117</b>	<b>98.67</b>	<b>19%</b>	<b>215</b>	<b>197</b>	<b>9%</b>	<b>215</b>	<b>198.00</b>	<b>9%</b>
<b>PROPERTY CRIMES</b>												
BURGLARY/B&E	39	43.33	-10%	125	149.33	-16%	238	152	57%	238	270.33	-12%
THEFT FROM AUTO	50	49.00	2%	130	143.67	-10%	328	299	10%	328	335.67	-2%
PERSONAL/OTHER THEFT*	56	72.00	-22%	195	314.67	-38%	446	398	12%	446	487.00	-8%
AUTO THEFT	53	26.67	99%	117	86.33	36%	187	210	-11%	187	194.33	-4%
<b>TOTAL PROPERTY</b>	<b>198</b>	<b>191.00</b>	<b>4%</b>	<b>567</b>	<b>694.00</b>	<b>-18%</b>	<b>1199</b>	<b>1059</b>	<b>13%</b>	<b>1199</b>	<b>1287.33</b>	<b>-7%</b>
<b>TOTAL PART 1</b>	<b>232</b>	<b>219.67</b>	<b>6%</b>	<b>684</b>	<b>792.67</b>	<b>-14%</b>	<b>1414</b>	<b>1256</b>	<b>13%</b>	<b>1414</b>	<b>1485.33</b>	<b>-5%</b>

N/C - Not Calculable

Repeat Drug Calls-for-Service Addresses and Intersections			
	7/10/22 to 8/6/22	6/12/22 to 7/9/22	5/15/22 to 6/11/22
FIRST	1200 W GALBRAITH RD / total of 7	1200 W GALBRAITH RD / total of 3	615 MCALPIN AV / total of 4
SECOND	1209 W GALBRAITH RD / total of 5	2467 W MCMICKEN AV / total of 2	3217 CLIFTON AV / total of 3
THIRD	1205 W GALBRAITH RD / total of 1	2568 W NORTH BEND RD / total of 2	650 STRAIGHT ST / total of 3

\*Homicide statistics are counts by victims and do not include police interventions nor vehicular homicides.

\*\*Includes unauthorized use of a motor vehicle

Statistics based on the report date of the crime or arrest. Crime statistics are incident based, meaning each offense in an incident is counted. Arrest statistics are based on charges, meaning each charge in an arrest is counted. Auto Theft does not include Unauthorized Use (no consent by owner). \*\*Other theft includes unauthorized use of a motor vehicle.



INTERIM CHIEF OF POLICE



INTERIM CHIEF OF POLICE  
TERESA THEETGE



AREA: 1 SQ. MILE

CBS CAPTAIN



DOUGLAS WIESMAN

CBS SWORN PERSONNEL									
GENDER					RACE				
					WHITE	BLACK	OTHER	TOTAL	
MALE					25	9	1	35	
% of Total Males					71.4%	25.7%	2.9%		
FEMALE					4	2	0	6	
% of Total Females					66.7%	33.3%	0.0%		
TOTAL					29	11	1	41	
% of Total Sworn					70.7%	26.8%	2.4%		

Source: Personnel Unit

CRIME STATISTICS for week ending 8/6/2022												
VIOLENT CRIMES	7/10/22 to 8/6/22	3 YEAR AVG OF 28 DAYS	% CHANGE	5/8/22 to 8/6/22	3 YEAR AVG OF 91 DAYS	% CHANGE	YTD 2022	YTD 2021	% CHANGE	YTD 2022	3 YEAR AVERAGE	% CHANGE
HOMICIDE*	0	0.00	N/C	0	1.00	-100%	0	2	-100%	0	1.00	-100%
RAPE	1	1.33	-25%	3	4.33	-31%	5	6	-17%	5	5.33	-6%
ROBBERY	6	2.00	200%	15	7.33	105%	20	7	186%	20	13.67	46%
AGGRAVATED ASSAULTS	2	2.00	0%	8	7.33	9%	12	15	-20%	12	12.00	0%
<b>TOTAL VIOLENT</b>	<b>9</b>	<b>5.33</b>	<b>69%</b>	<b>26</b>	<b>20.00</b>	<b>30%</b>	<b>37</b>	<b>30</b>	<b>23%</b>	<b>37</b>	<b>32.00</b>	<b>16%</b>
PROPERTY CRIMES	7/10/22 to 8/6/22	3 YEAR AVG OF 28 DAYS	% CHANGE	5/8/22 to 8/6/22	3 YEAR AVG OF 91 DAYS	% CHANGE	YTD 2022	YTD 2021	% CHANGE	YTD 2022	3 YEAR AVERAGE	% CHANGE
BURGLARY/B&E	4	5.67	-29%	8	17.67	-55%	23	18	28%	23	27.67	-17%
THEFT FROM AUTO	23	12.00	92%	86	47.33	82%	186	116	60%	186	88.33	111%
PERSONAL/OTHER THEFT*	27	25.00	8%	89	82.33	8%	199	134	49%	199	177.67	12%
AUTO THEFT	6	3.00	100%	14	13.00	8%	32	33	-3%	32	24.33	32%
<b>TOTAL PROPERTY</b>	<b>60</b>	<b>45.67</b>	<b>31%</b>	<b>197</b>	<b>160.33</b>	<b>23%</b>	<b>440</b>	<b>301</b>	<b>46%</b>	<b>440</b>	<b>318.00</b>	<b>38%</b>
<b>TOTAL PART 1</b>	<b>69</b>	<b>51.00</b>	<b>35%</b>	<b>223</b>	<b>180.33</b>	<b>24%</b>	<b>477</b>	<b>331</b>	<b>44%</b>	<b>477</b>	<b>350.00</b>	<b>36%</b>

Repeat Drug Calls-for-Service Addresses and Intersections			
	7/10/22 to 8/6/22	6/12/22 to 7/9/22	5/15/22 to 6/11/22
FIRST	0 PURPLE PEOPLE BRIDGE / total of 1	115 E 5TH ST / total of 3	601 W 3RD ST / total of 2
SECOND	10 E 5TH ST / total of 1	500 VINE ST / total of 2	1000 SYCAMORE ST / total of 1
THIRD	100 BROADWAY / total of 1	100 W MEHRING WY / total of 1	1005 GILBERT AV / total of 1

\*Homicide statistics are counts by victims and do not include police interventions nor vehicular homicides.

\*\*Includes unauthorized use of a motor vehicle

Statistics based on the report date of the crime or arrest. Crime statistics are incident based, meaning each offense in an incident is counted. Arrest statistics are based on charges, meaning each charge in an arrest is counted. Auto Theft does not include Unauthorized Use (no consent by owner). \*\*Other theft includes unauthorized use of a motor vehicle.

N/C - Not Calculable

July 14, 2022

Police Officer Antonio Hamilton  
Criminal Investigations Section Personal Crimes Squad  
801 Linn Street  
Cincinnati, Ohio 45203

We wish to extend our thanks and official commendation to you for the following:

On February 5, 2020, while assigned to the Criminal Investigations Section Personal Crimes Squad, you assisted with a sexual assault case involving three juvenile victims. Upon receiving the case, you spoke with Hamilton County Job and Family Services and set up interviews for the victims at the Cincinnati Children's Hospital Mayerson Child Advocacy Center. You followed up on several different leads and worked on identifying a suspect.


Due to the thoroughness of your investigation, you were able to determine the potential for additional child victims making the total number of victims seven children. You conducted additional interviews of witnesses and quickly determined Mr. Darrell Hammonds and his brother, Mr. Mark Hammonds, were the suspects in the sexual assaults. Additional evidence also revealed Mr. Andre Miller was also a suspect involved in the case.

All suspects refused to provide statements regarding this investigation but denied all allegations.


Thanks to your hard work and dedication, Mr. Darrell Hammonds and Mr. Mark Hammonds were convicted of a total of 19 felony counts of Rape and Gross Sexual Imposition on July 7, 2022. Both are currently serving life sentences for these heinous crimes. Mr. Miller was found guilty of one count of Gross Sexual Imposition and is currently serving a three-year sentence.

You are deserving of this commendation for your investigative skills and dedication to duty which exemplifies your outstanding work ethic. Your diligence with this investigation has resulted in the removal of a violent offender from the streets of Cincinnati.


Sincerely,




**Lieutenant Colonel Teresa A. Theetge**  
Interim Police Chief



**Lieutenant Colonel Michael K. John**  
Assistant Police Chief



**Lieutenant Colonel Lisa A. Davis**  
Assistant Police Chief



**Captain Brian C. Norris**  
Interim Assistant Chief



July 14, 2022

Police Officer Kelly Moore  
Criminal Investigations Section Personal Crimes Squad  
801 Linn Street  
Cincinnati, Ohio 45203

We wish to extend our thanks and official commendation to you for the following:

On February 5, 2020, while assigned to the Criminal Investigations Section Personal Crimes Squad, you were assigned to investigate a sexual assault case involving three juvenile victims. Upon receiving the case, you spoke with Hamilton County Job and Family Services and set up interviews for the victims at the Cincinnati Children's Hospital Mayerson Child Advocacy Center. You followed up on several different leads and worked on identifying a suspect.





Due to the thoroughness of your investigation, you were able to determine the potential for additional child victims making the total number of victims seven children. You conducted additional interviews of witnesses and quickly determined Mr. Darrell Hammonds and his brother, Mr. Mark Hammonds, were the suspects in the sexual assaults. Additional evidence also revealed Mr. Andre Miller was also a suspect involved in the case.

All suspects refused to provide statements regarding this investigation but denied all allegations.

Thanks to your hard work and dedication, Mr. Darrell Hammonds and Mr. Mark Hammonds were convicted of a total of 19 felony counts of Rape and Gross Sexual Imposition on July 7, 2022. Both are currently serving life sentences for these heinous crimes. Mr. Miller was found guilty of one count of Gross Sexual Imposition and is currently serving a three-year sentence.

You are deserving of this commendation for your investigative skills and dedication to duty which exemplifies your outstanding work ethic. Your diligence with this investigation has resulted in the removal of a violent offender from the streets of Cincinnati.

Sincerely,

  
\_\_\_\_\_  
**Lieutenant Colonel Teresa A. Theetge**  
**Interim Police Chief**  
\_\_\_\_\_  
**Lieutenant Colonel Michael K. John**  
**Assistant Police Chief**  
\_\_\_\_\_  
**Lieutenant Colonel Lisa A. Davis**  
**Assistant Police Chief**  
\_\_\_\_\_  
**Captain Brian C. Norris**  
**Interim Assistant Chief**

July 14, 2022

Police Officer William Wolner  
Criminal Investigations Section Personal Crimes Squad  
801 Linn Street  
Cincinnati, Ohio 45203

We wish to extend our thanks and official commendation to you for the following:

On February 5, 2020, while assigned to the Criminal Investigations Section Personal Crimes Squad, you assisted with a sexual assault case involving three juvenile victims. Upon receiving the case, you spoke with Hamilton County Job and Family Services and set up interviews for the victims at the Cincinnati Children's Hospital Mayerson Child Advocacy Center. You followed up on several different leads and worked on identifying a suspect.


Due to the thoroughness of your investigation, you were able to determine the potential for additional child victims making the total number of victims seven children. You conducted additional interviews of witnesses and quickly determined Mr. Darrell Hammonds and his brother, Mr. Mark Hammonds, were the suspects in the sexual assaults. Additional evidence also revealed Mr. Andre Miller was also a suspect involved in the case.

All suspects refused to provide statements regarding this investigation but denied all allegations.


Thanks to your hard work and dedication, Mr. Darrell Hammonds and Mr. Mark Hammonds were convicted of a total of 19 felony counts of Rape and Gross Sexual Imposition on July 7, 2022. Both are currently serving life sentences for these heinous crimes. Mr. Miller was found guilty of one count of Gross Sexual Imposition and is currently serving a three-year sentence.


You are deserving of this commendation for your investigative skills and dedication to duty which exemplifies your outstanding work ethic. Your diligence with this investigation has resulted in the removal of a violent offender from the streets of Cincinnati.

Sincerely,

  
Lieutenant Colonel Teresa A. Theetge  
Interim Police Chief

  
Lieutenant Colonel Michael K. John  
Assistant Police Chief

  
Lieutenant Colonel Lisa A. Davis  
Assistant Police Chief

  
Captain Brian C. Norris  
Interim Assistant Chief