



Cincinnati Police Department **STAFF NOTES**

November 11, 2022

Lieutenant Colonel Teresa A. Theetge, Interim Police Chief



Planning & Inspections Section

- [Revisions to Procedure 12.818, Kronos, and Procedure 16.112, Mandatory Shift and Off Day Deviation and Voluntary Shift and Off Day Deviation](#)

Evidence & Property Management Unit

- [Directive to Issue Cincinnati Parking Infraction \(CPI\) When Towing Vehicles for Parking Violations](#)

Law Department

- [Citizens Making Claims for Damages from Police Activity](#)

Police Training Section

- [Shadowing Opportunity At Police Target Range](#)
- [Career Development – The Path to Promotion](#)

Chief's Office

- [S.T.A.R.S. Data](#)
- [Patrol Bureau Commander's Commendations](#)

Personnel Management

- [Emotional Survival: A Guide for Officers and Their Families with Dr. Kevin Gilmartin](#)

1. REVISION TO PROCEDURE 12.818, KRONOS, AND PROCEDURE 16.112, MANDATORY SHIFT AND OFF DAY DEVIATION AND VOLUNTARY SHIFT AND OFF DAY DEVIATION

Procedure 12.818, Kronos, and Procedure 16.112, Mandatory Shift and Off Day Deviation and Voluntary Shift and Off Day Deviation, have been revised to reflect changes to the voluntary off day and shift deviation process.

- Employees are allowed to enter a voluntary shift or off day deviation request in Kronos after receiving pre-approval from a supervisor.
- The requesting employee will complete Form 440, Voluntary Shift Deviation, or Form 443, Voluntary Off Day Deviation, in RMS, when required.
- Supervisors will review and approve voluntary shift and off day deviation requests, staff levels permitting, and ensure the new off day and new workday are scheduled within the same week.
- Before approving any request, supervisors will verify the employee has entered all necessary information in the note section in Kronos, and completed Form 440 or Form 443 in RMS, when required.
- Form 440 is no longer required for:
 - A voluntary shift deviation in conjunction with the use of off time, or
 - Any voluntary shift deviation in conjunction with working overtime as a result of being recalled for duty on the same day.
- Bureau Commanders will approve Captains off time requests within one (1) business day after the off time has been used. District/Section Commanders are required to include the pre-approving Bureau Commander's name in the note section when requesting time off.
- Procedure 16.112 has been revised to be consistent with shift deviation language in Procedure 12.818, Kronos.

These revisions are effective immediately. Personnel should review Procedures 12.818 and 16.112 in their entirety. The revised procedures are available through the **Power DMS** portal. Additional information and "cheat" sheets can be found on the Department intranet under the Technology tab. Questions should be directed to **CPD_Kronos_Support@cincinnati-oh.gov**.

2. DIRECTIVE TO ISSUE CINCINNATI PARKING INFRACTION (CPI) WHEN TOWING VEHICLES FOR PARKING VIOLATIONS

The Police Chief has issued a directive superseding Procedure 12.270, effective immediately, for all Department members to issue a Cincinnati Parking Infraction (CPI) whenever towing a vehicle for a parking violation.

Procedure 12.270, *Impounding, Moving, and Release of Vehicles*, does not currently require issuing a CPI before towing a vehicle to Police Impound for parking violations. The Evidence & Property Management Unit (EPMU) will be working with the Planning & Inspections Section to revise Procedure 12.270 to reflect this new directive.

The Office of Administrative Hearings (OAH) offers defendants the opportunity to contest their CPI. In cases when the CPI is dismissed, EPMU is required to reimburse all towing and impoundment fees. This OAH reimbursement policy applies, uncontested, for all vehicles impounded without a CPI for the parking violation.

Additionally, all procedures regarding dispatching, towing, storage, and release of vehicles will be revised as the new **Auto Return** system is implemented in early 2023.

3. CITIZENS MAKING CLAIMS FOR DAMAGES FROM POLICE ACTIVITY

When a citizen wants to make a claim for compensation because of damage from police action, Department members should refer them to CPD Finance Management. Do **not** refer the citizen to the Law Department or City Hall.

Department personnel should recommend to anyone wishing to make a claim against the Police Department to submit the claim in writing, along with any supporting documentation, to **CPDFiscal@cincinnati-oh.gov**. Officers and supervisors should **not** tell a citizen that the City will reimburse for damages when providing guidance on how to make a claim. In most circumstances, the City has immunity and statements offering to pay can be used as an admission of fault against officers.

4. SHADOWING OPPORTUNITY AT POLICE TARGET RANGE

The Department anticipates the need to fill the critical position of Rangemaster within the Firearms Training Squad, in early 2023. Police Training Section will provide qualified sergeants (*see requirements below*) an opportunity to shadow the Firearms Training Squad Rangemaster to determine Department-wide interest, develop a qualified candidate pool, and provide the candidates with firsthand experience of the position.

Interested/qualified sergeants should contact Lieutenant Germaine Love, Police Training Section, to schedule a shadowing opportunity. Shadowing will be on-duty only and no overtime will be provided. Candidates may shadow the Target Range Staff, a maximum of two dates, between:

- Monday, November 28, 2022, through Friday, December 9, 2022,
- The times for those dates will be 0700-1700 hours.
- Excluding Saturday or Sunday

Consideration will be given to interested **sergeants** with the following **minimum qualification**:

- Ohio Peace Officer Training Commission instructor certification in Instructional Skills (80-hours)

Additionally, Rangemaster candidates will possess, or shall obtain **within one year** of selection/appointment to the position, the following certifications/qualifications:

- Instructor certification in Semi-Automatic Pistol
- Instructor certification in Simunitions Scenario and Safety Instructor
- Armorer certification for the repair and maintenance of Department firearms
- Ability to successfully complete the PPC and Combat course
- Ability to provide continuous attention to safe working and operating procedures.

Candidates should email **CPDTrainingUnit@cincinnati-oh.gov** by **Thursday, November 17, 2022**, to be considered for the shadowing opportunity. Final approval will be made by the Police Chief or her designee.

5. CAREER DEVELOPMENT – THE PATH TO PROMOTION

Course Title: **The Path to Promotion**

Presenter: Lieutenant Colonel Lisa A. Davis & Captain Dennis L. Swingley

Date/Time(s): Monday, January 16, 2023, 1500 – 1700 hours

Location: Cincinnati Police Academy, Room B

“**The Path**” is a series of individual, two-hour long, career development presentations, sponsored by the CPD Military Liaison Group. The purpose of the topic-specific presentation each month is to offer personnel with a career guidance educational opportunity.

Sworn personnel interested in voluntarily attending this training must submit a completed **Form 17TR, Training Request**, through the chain of command, to be received at Police Training Section by **Monday, December 26, 2022**. In addition to submitting a hard copy, an electronic copy of the Form 17TR must be emailed to the Police Academy at: **CPDTrainingUnit@cincinnati-oh.gov**.

Do NOT initiate a request to attend this training through the Records Management System (RMS). Police Training Section will complete all registrations, manage the entries into RMS, and notify personnel approved to attend.

Personnel may attend on duty with the approval of their supervisor. No overtime will be provided for personnel attending this training. Attendees shall wear conservative business attire or the operational uniform. Direct any questions regarding this training to Administrative Specialist Ashley Hiett, Police Training Section, at 513-357-7552.

6. S.T.A.R.S. DATA

[Attached](#) to these Staff Notes is the most current Strategic and Tactical Analytic Review for Solutions (STARS) Data. Department personnel are directed to review this information to ensure they remain familiar with crime patterns and trends occurring within the City and their areas of responsibility.

7. PATROL BUREAU COMMANDER'S COMMENDATIONS

Lieutenant Colonel Michael K. John, Patrol Bureau Commander, is pleased to recognize the following Department personnel for the exemplary work they have performed:

SERGEANT DANIEL ROELLIG
POLICE OFFICER TRAVIS SCHWAB
Special Events Unit

[Attached](#) to these Staff Notes are the Official Letters of Commendation issued to the above-named personnel for their dedication to duty and pursuit of excellence as representatives of the Cincinnati Police Department.

8. *EMOTIONAL SURVIVAL: A GUIDE FOR OFFICERS AND THEIR FAMILIES* WITH DR. KEVIN GILMARTIN

The CPD Wellness Program is co-sponsoring the free seminar: ***Emotional Survival: A Guide for Officers and Their Families*** with Dr. Kevin Gilmartin, through Mental Health America. The seminar will take place on Thursday, January 12, 2023, 0830 – 1630 hours, at the Mill Race Banquet Center, 1515 West Sharon Road, Cincinnati, OH 45240.

Dr. Kevin Gilmartin is a retired law enforcement officer and behavioral scientist specializing in law enforcement and public safety related issues. He is the author of the book *Emotional Survival for Law Enforcement: A Guide for Officers and Their Families*.

Personnel interested in attending should use [this registration link](#), or email the Wellness Coordinator at CPDPeerSupport@Cincinnati-OH.gov and submit a request through RMS. Seating is limited so it is recommended to sign up through the link early.



POPULATION: 303,940
AREA: 77 SQ. MILES
2021 VIOLENT CRIMES PER 1000: 6.1
2021 PART ONE CRIMES PER 1000: 40.9

INTERIM CHIEF OF POLICE



INTERIM POLICE CHIEF
TERESA THEETGE

TOTAL SWORN PERSONNEL									
GENDER				RACE				TOTAL	
				WHITE	BLACK	OTHER			
MALE	753	77.3%		518	207	28		753	
% of Total Males				68.8%	27.5%	3.7%			
FEMALE	221	22.7%		148	69	4		221	
% of Total Females				67.0%	31.2%	1.8%			
TOTAL	974			666	276	32		974	
% of Total Sworn				68.4%	28.3%	3.3%			
Total Sworn in Districts				646					
% of Total Sworn in Districts				66.3%					
									Source: Personnel Unit

Source: Personnel Unit

CRIME STATISTICS for week ending 11/5/2022												
	10/9/22 to 11/5/22	3 YEAR AVG OF 28 DAYS	% CHANGE	8/7/22 to 11/5/22	3 YEAR AVG OF 91 DAYS	% CHANGE	YTD 2022	YTD 2021	% CHANGE	YTD 2022	3 YEAR YTD AVG	% CHANGE
Violent Crimes												
Homicide*	10	7.33	36%	22	22.67	-3%	70	81	-14%	70	74.67	-6%
Rape	16	20.67	-23%	80	76.33	5%	246	196	26%	246	226.00	9%
Robbery	65	65.33	-1%	191	203.33	-6%	581	528	10%	581	635.33	-9%
Aggravated Assault	63	60.00	5%	208	215.33	-3%	708	758	-7%	708	733.00	-3%
Total Violent Crime	154	153.33	0%	501	517.67	-3%	1605	1563	3%	1605	1669.00	-4%
Property Crimes												
Burglary / B&E	161	186.00	-13%	532	615.67	-14%	1593	1493	7%	1593	1946.33	-18%
Theft from Auto	237	221.00	7%	781	839.67	-7%	2575	2429	6%	2575	2486.00	4%
Personal / Other Theft**	401	416.00	-4%	1315	1358.00	-3%	4361	3784	15%	4361	4488.67	-3%
Auto Theft	169	124.33	36%	620	390.00	59%	1640	1274	29%	1640	1211.00	35%
Total Property Crime	968	947.33	2%	3248	3203.33	1%	10169	8980	13%	10169	10132.00	0%
Total Part 1 Crime	1122	1100.67	2%	3749	3721.00	1%	11774	10543	12%	11774	11801.00	0%

GUN RECOVERIES through week ending 10/29/2022													
Recovering District	10/2/22 to 10/29/22	3 YEAR AVG OF 28 DAYS	% CHANGE		3 YEAR AVG OF 91 DAYS	% CHANGE	YTD 2022	YTD 2021	% CHANGE	YTD 2022	3 YEAR YTD AVG	% CHANGE	
District 1	6	12	-49%		28	45	-38%	117	141	-17%	117	122	-4%
District 2	7	10	-30%		21	36	-42%	133	127	5%	133	108	24%
District 3	41	21	95%		110	76	44%	273	280	-3%	273	230	19%
District 4	24	21	14%		79	73	8%	266	265	0%	266	227	17%
District 5	14	15	-9%		43	47	-9%	174	173	1%	174	165	5%
Central Business Section	1	2	-50%		4	8	-50%	21	16	31%	21	15	40%
Total Guns Recovered***	115	127.33	-10%		378	429.00	-12%	1432	1481	-3%	1432	1232.00	16%

*Homicide statistics are counts by victims and do not include police interventions nor vehicular homicides.

**Includes unauthorized use of a motor vehicle

***Includes guns recovered by non-district personnel

N/C - Not Calculable

Statistics based on the report date of the crime or arrest. Crime statistics are incident based, meaning each offense in an incident is counted. Arrest statistics are based on charges, meaning each charge in an arrest is counted. Auto Theft does not include Unauthorized Use (no consent by owner)



INTERIM CHIEF OF POLICE



INTERIM CHIEF OF POLICE
TERESA THEETGE



AREA: 4.5 SQ. MILES

DISTRICT 1 CAPTAIN



MATTHEW HAMMER

DISTRICT 1 SWORN PERSONNEL						
GENDER			RACE			
			WHITE	BLACK	OTHER	TOTAL
MALE	70	76.1%	42	24	4	70
% of Total Males			60.0%	34.3%	5.7%	
FEMALE	22	23.9%	11	10	1	22
% of Total Females			50.0%	45.5%	4.5%	
TOTAL	92		53	34	5	92
% of Total Sworn			57.6%	37.0%	5.4%	

Source: Personnel Unit

CRIME STATISTICS for week ending 11/5/2022												
	10/9/22 to 11/5/22	3 YEAR AVG OF 28 DAYS	% CHANGE	8/7/22 to 11/5/22	3 YEAR AVG OF 91 DAYS	% CHANGE	YTD 2022	YTD 2021	% CHANGE	YTD 2022	3 YEAR YTD AVG	% CHANGE
VIOLENT CRIMES												
HOMICIDE*	0	1.00	-100%	2	6.00	-67%	7	17	-59%	7	13.67	-49%
RAPE	3	1.67	80%	14	12.00	17%	29	31	-6%	29	30.00	-3%
ROBBERY	10	11.33	-12%	23	30.67	-25%	79	63	25%	79	76.33	3%
AGGRAVATED ASSAULTS	9	8.33	8%	31	35.00	-11%	104	131	-21%	104	106.00	-2%
TOTAL VIOLENT	22	22.33	-1%	70	83.67	-16%	219	242	-10%	219	226.00	-3%
PROPERTY CRIMES												
BURGLARY/B&E	16	11.67	37%	61	44.00	39%	158	126	25%	158	154.67	2%
THEFT FROM AUTO	39	23.00	70%	88	95.33	-8%	390	267	46%	390	260.33	50%
PERSONAL/OTHER THEFT*	29	37.67	-23%	93	110.67	-16%	348	279	25%	348	355.00	-2%
AUTO THEFT	17	12.33	38%	67	42.00	60%	214	130	65%	214	123.33	74%
TOTAL PROPERTY	101	84.67	19%	309	292.00	6%	1110	802	38%	1110	893.33	24%
TOTAL PART 1	123	107.00	15%	379	375.67	1%	1329	1044	27%	1329	1119.33	19%

N/C - Not Calculable

Repeat Drug Calls-for-Service Addresses and Intersections			
	10/9/22 to 11/5/22	9/11/22 to 10/8/22	8/14/22 to 9/10/22
FIRST	1322 SYCAMORE ST / total of 4	1801 RACE ST / total of 3	1318 CLAY ST / total of 5
SECOND	1708 RACE ST / total of 3	115 W MCMICKEN AV / total of 2	1300 VINE ST / total of 4
THIRD	101 E 13TH ST / total of 2	1300 VINE ST / total of 2	1708 RACE ST / total of 3

*Homicide statistics are counts by victims and do not include police interventions nor vehicular homicides.

**Includes unauthorized use of a motor vehicle

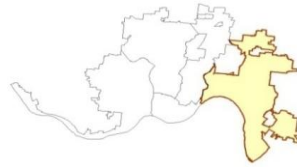
Statistics based on the report date of the crime or arrest. Crime statistics are incident based, meaning each offense in an incident is counted. Arrest statistics are based on charges, meaning each charge in an arrest is counted. Auto Theft does not include Unauthorized Use (no consent by owner). **Other theft includes unauthorized use of a motor vehicle.



INTERIM CHIEF OF POLICE



INTERIM CHIEF OF POLICE
TERESA THEETGE



AREA: 24.9 SQ. MILES

DISTRICT 2 CAPTAIN



DANITA PETTIS

DISTRICT 2 SWORN PERSONNEL									
GENDER					RACE				
					WHITE	BLACK	OTHER	TOTAL	
MALE					73	77.7%			
% of Total Males					42	26	5	73	
					57.5%	35.6%	6.8%		
FEMALE					21	22.3%			
% of Total Females					16	5	0	21	
					76.2%	23.8%	0.0%		
TOTAL					94				
% of Total Sworn					58	31	5	94	
					61.7%	33.0%	5.3%		

Source: Personnel Unit

CRIME STATISTICS for week ending 11/5/2022												
	10/9/22 to 11/5/22	3 YEAR AVG OF 28 DAYS	% CHANGE	8/7/22 to 11/5/22	3 YEAR AVG OF 91 DAYS	% CHANGE	YTD 2022	YTD 2021	% CHANGE	YTD 2022	3 YEAR AVERAGE	% CHANGE
VIOLENT CRIMES												
HOMICIDE*	1	0.67	50%	2	1.67	20%	10	6	67%	10	5.67	76%
RAPE	4	2.33	71%	15	7.33	105%	38	20	90%	38	25.33	50%
ROBBERY	3	4.00	-25%	11	11.67	-6%	44	33	33%	44	45.00	-2%
AGGRAVATED ASSAULTS	5	6.67	-25%	12	18.33	-35%	44	65	-32%	44	67.67	-35%
TOTAL VIOLENT	13	13.67	-5%	40	39.00	3%	136	124	10%	136	143.67	-5%
PROPERTY CRIMES												
BURGLARY/B&E	23	26.33	-13%	74	85.67	-14%	202	202	0%	202	275.67	-27%
THEFT FROM AUTO	28	41.00	-32%	120	163.00	-26%	408	453	-10%	408	519.00	-21%
PERSONAL/OTHER THEFT*	82	63.67	29%	244	209.67	16%	854	591	45%	854	690.67	24%
AUTO THEFT	17	19.00	-11%	66	45.33	46%	201	142	42%	201	138.67	45%
TOTAL PROPERTY	150	150.00	0%	504	503.67	0%	1665	1388	20%	1665	1624.00	3%
TOTAL PART 1	163	163.67	0%	544	542.67	0%	1801	1512	19%	1801	1767.67	2%

N/C - Not Calculable

Repeat Drug Calls-for-Service Addresses and Intersections			
	10/9/22 to 11/5/22	9/11/22 to 10/8/22	8/14/22 to 9/10/22
FIRST	1228 DELIQUIA DR / total of 1	4003 EASTERN AV / total of 3	2675 MADISON RD / total of 2
SECOND	1344 WILLIAM H TAFT RD / total of 1	1614 BEACON ST / total of 1	5312 WELTNER ST / total of 2
THIRD	1640 BREWSTER AV / total of 1	2145 DANA AV / total of 1	1529 RUTH AV / total of 1

*Homicide statistics are counts by victims and do not include police interventions nor vehicular homicides.

**Includes unauthorized use of a motor vehicle

Statistics based on the report date of the crime or arrest. Crime statistics are incident based, meaning each offense in an incident is counted. Arrest statistics are based on charges, meaning each charge in an arrest is counted. Auto Theft does not include Unauthorized Use (no consent by owner). **Other theft includes unauthorized use of a motor vehicle.



INTERIM CHIEF OF POLICE



INTERIM CHIEF OF POLICE
TERESA THEETGE



AREA: 20 SQ. MILES

DISTRICT 3 CAPTAIN



DAVID JOHNSTON

DISTRICT 3 SWORN PERSONNEL										
GENDER				RACE						
				WHITE	BLACK	OTHER	TOTAL			
MALE				132	82.5%		95	30	7	132
% of Total Males							72.0%	22.7%	5.3%	
FEMALE				28	17.5%		22	6	0	28
% of Total Females							78.6%	21.4%	0.0%	
TOTAL				160			117	36	7	160
% of Total Sworn							73.1%	22.5%	4.4%	

Source: Personnel Unit

CRIME STATISTICS for week ending 11/5/2022												
VIOLENT CRIMES	10/9/22 to 11/5/22	3 YEAR AVG OF 28 DAYS	% CHANGE	8/7/22 to 11/5/22	3 YEAR AVG OF 91 DAYS	% CHANGE	YTD 2022	YTD 2021	% CHANGE	YTD 2022	3 YEAR AVERAGE	% CHANGE
HOMICIDE*	4	2.67	50%	8	4.00	100%	17	19	-11%	17	20.67	-18%
RAPE	1	7.33	-86%	21	24.67	-15%	61	68	-10%	61	68.33	-11%
ROBBERY	16	19.67	-19%	44	57.00	-23%	154	160	-4%	154	203.00	-24%
AGGRAVATED ASSAULTS	21	20.33	3%	62	60.00	3%	206	228	-10%	206	215.67	-4%
TOTAL VIOLENT	42	50.00	-16%	135	145.67	-7%	438	475	-8%	438	507.67	-14%
PROPERTY CRIMES	10/9/22 to 11/5/22	3 YEAR AVG OF 28 DAYS	% CHANGE	8/7/22 to 11/5/22	3 YEAR AVG OF 91 DAYS	% CHANGE	YTD 2022	YTD 2021	% CHANGE	YTD 2022	3 YEAR AVERAGE	% CHANGE
BURGLARY/B&E	49	52.67	-7%	158	186.00	-15%	485	493	-2%	485	605.67	-20%
THEFT FROM AUTO	52	51.00	2%	166	176.33	-6%	557	507	10%	557	526.00	6%
PERSONAL/OTHER THEFT*	104	128.67	-19%	365	431.00	-15%	1245	1193	4%	1245	1443.67	-14%
AUTO THEFT	44	32.67	35%	152	105.67	44%	408	360	13%	408	335.00	22%
TOTAL PROPERTY	249	265.00	-6%	841	899.00	-6%	2695	2553	6%	2695	2910.33	-7%
TOTAL PART 1	291	315.00	-8%	976	1044.67	-7%	3133	3028	3%	3133	3418.00	-8%

N/C - Not Calculable

Repeat Drug Calls-for-Service Addresses and Intersections			
	10/9/22 to 11/5/22	9/11/22 to 10/8/22	8/14/22 to 9/10/22
FIRST	2358 HARRISON AV / total of 4	3415 MCFARLAN RD / total of 3	1636 CARLL ST / total of 3
SECOND	3207 GOBEL AV / total of 3	3749 GLENWAY AV / total of 3	5015 SIDNEY RD / total of 3
THIRD	2837 URWILER AV / total of 2	1149 MORADO DR / total of 2	2228 WESTWOOD NORTHERN BLVD / total of 2

*Homicide statistics are counts by victims and do not include police interventions nor vehicular homicides.

**Includes unauthorized use of a motor vehicle

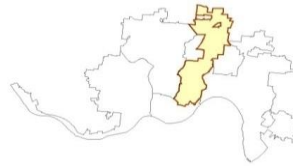
Statistics based on the report date of the crime or arrest. Crime statistics are incident based, meaning each offense in an incident is counted. Arrest statistics are based on charges, meaning each charge in an arrest is counted. Auto Theft does not include Unauthorized Use (no consent by owner). **Other theft includes unauthorized use of a motor vehicle.



INTERIM CHIEF OF POLICE



INTERIM CHIEF OF POLICE
TERESA THEETGE



AREA: 11.7 SQ. MILES

DISTRICT 4 CAPTAIN



MARK BURNS

DISTRICT 4 SWORN PERSONNEL									
GENDER					RACE				
					WHITE	BLACK	OTHER	TOTAL	
MALE	107	78.1%		75	32	0			107
% of Total Males				70.1%	29.9%	0.0%			
FEMALE	30	21.9%		17	11	2			30
% of Total Females				56.7%	36.7%	6.7%			
TOTAL	137			92	43	2			137
% of Total Sworn				67.2%	31.4%	1.5%			

Source: Personnel Unit

CRIME STATISTICS for week ending 11/5/2022												
VIOLENT CRIMES	10/9/22 to 11/5/22	3 YEAR AVG OF 28 DAYS	% CHANGE	8/7/22 to 11/5/22	3 YEAR AVG OF 91 DAYS	% CHANGE	YTD 2022	YTD 2021	% CHANGE	YTD 2022	3 YEAR AVERAGE	% CHANGE
HOMICIDE*	3	1.33	125%	5	6.00	-17%	18	21	-14%	18	18.33	-2%
RAPE	3	6.00	-50%	16	16.33	-2%	62	27	130%	62	51.00	22%
ROBBERY	24	18.67	29%	70	56.00	25%	182	140	30%	182	170.33	7%
AGGRAVATED ASSAULTS	17	14.67	16%	72	60.67	19%	205	202	1%	205	211.00	-3%
TOTAL VIOLENT	47	40.67	16%	163	139.00	17%	467	390	20%	467	450.67	4%
PROPERTY CRIMES	10/9/22 to 11/5/22	3 YEAR AVG OF 28 DAYS	% CHANGE	8/7/22 to 11/5/22	3 YEAR AVG OF 91 DAYS	% CHANGE	YTD 2022	YTD 2021	% CHANGE	YTD 2022	3 YEAR AVERAGE	% CHANGE
BURGLARY/B&E	45	51.33	-12%	132	153.00	-14%	380	401	-5%	380	465.33	-18%
THEFT FROM AUTO	36	35.33	2%	161	160.00	1%	461	538	-14%	461	511.33	-10%
PERSONAL/OTHER THEFT*	97	96.33	1%	327	316.33	3%	981	943	4%	981	1043.67	-6%
AUTO THEFT	34	25.00	36%	168	83.33	102%	432	308	40%	432	281.33	54%
TOTAL PROPERTY	212	208.00	2%	788	712.67	11%	2254	2190	3%	2254	2301.67	-2%
TOTAL PART 1	259	248.67	4%	951	851.67	12%	2721	2580	5%	2721	2752.33	-1%

N/C - Not Calculable

Repeat Drug Calls-for-Service Addresses and Intersections			
	10/9/22 to 11/5/22	9/11/22 to 10/8/22	8/14/22 to 9/10/22
FIRST	1623 SUMMIT RD / total of 3	3750 READING RD / total of 3	2330 READING RD / total of 5
SECOND	2924 VAUGHN ST / total of 3	2704 JEFFERSON AV / total of 2	3 E NORTH BEND RD / total of 3
THIRD	3 E NORTH BEND RD / total of 3	2833 ASHLAND AV / total of 2	3011 PARK AV / total of 3

*Homicide statistics are counts by victims and do not include police interventions nor vehicular homicides.

**Includes unauthorized use of a motor vehicle

Statistics based on the report date of the crime or arrest. Crime statistics are incident based, meaning each offense in an incident is counted. Arrest statistics are based on charges, meaning each charge in an arrest is counted. Auto Theft does not include Unauthorized Use (no consent by owner). **Other theft includes unauthorized use of a motor vehicle.



INTERIM CHIEF OF POLICE



INTERIM CHIEF OF POLICE
TERESA THEETGE



AREA: 18 SQ. MILES

DISTRICT 5 CAPTAIN



ADAM HENNIE

DISTRICT 5 SWORN PERSONNEL									
GENDER					RACE				
					WHITE	BLACK	OTHER	TOTAL	
MALE	97	79.5%		65	29	3		97	
% of Total Males				67.0%	29.9%	3.1%			
FEMALE	25	20.5%		14	11	0		25	
% of Total Females				56.0%	44.0%	0.0%			
TOTAL	122			79	40	3		122	
% of Total Sworn				64.8%	32.8%	2.5%			

Source: Personnel Unit

CRIME STATISTICS for week ending 11/5/2022												
	10/9/22 to 11/5/22	3 YEAR AVG OF 28 DAYS	% CHANGE	8/7/22 to 11/5/22	3 YEAR AVG OF 91 DAYS	% CHANGE	YTD 2022	YTD 2021	% CHANGE	YTD 2022	3 YEAR AVERAGE	% CHANGE
VIOLENT CRIMES												
HOMICIDE*	2	1.67	20%	5	4.67	7%	18	16	13%	18	15.00	20%
RAPE	5	3.00	67%	9	12.67	-29%	46	40	15%	46	42.00	10%
ROBBERY	8	8.00	0%	32	35.33	-9%	91	117	-22%	91	114.33	-20%
AGGRAVATED ASSAULTS	8	9.00	-11%	24	35.67	-33%	130	115	13%	130	115.00	13%
TOTAL VIOLENT	23	21.67	6%	70	88.33	-21%	285	288	-1%	285	286.33	0%
PROPERTY CRIMES												
BURGLARY/B&E	27	42.67	-37%	94	153.00	-39%	331	243	36%	331	409.67	-19%
THEFT FROM AUTO	69	59.33	16%	194	160.00	21%	521	496	5%	521	530.67	-2%
PERSONAL/OTHER THEFT*	65	63.33	3%	211	316.33	-33%	657	566	16%	657	687.33	-4%
AUTO THEFT	46	30.00	53%	144	83.33	73%	330	285	16%	330	294.67	12%
TOTAL PROPERTY	207	195.33	6%	643	712.67	-10%	1839	1590	16%	1839	1922.33	-4%
TOTAL PART 1	230	217.00	6%	713	801.00	-11%	2124	1878	13%	2124	2208.67	-4%

N/C - Not Calculable

Repeat Drug Calls-for-Service Addresses and Intersections			
	10/9/22 to 11/5/22	9/11/22 to 10/8/22	8/14/22 to 9/10/22
FIRST	1209 W GALBRAITH RD / total of 5	1200 W GALBRAITH RD / total of 2	1200 W GALBRAITH RD / total of 3
SECOND	1626 LLANFAIR AV / total of 2	2974 COLERAIN AV / total of 2	1209 W GALBRAITH RD / total of 3
THIRD	2410 OHIO AV / total of 2	1205 W GALBRAITH RD / total of 1	3356 CENTRAL PKWY / total of 3

*Homicide statistics are counts by victims and do not include police interventions nor vehicular homicides.

**Includes unauthorized use of a motor vehicle

Statistics based on the report date of the crime or arrest. Crime statistics are incident based, meaning each offense in an incident is counted. Arrest statistics are based on charges, meaning each charge in an arrest is counted. Auto Theft does not include Unauthorized Use (no consent by owner). **Other theft includes unauthorized use of a motor vehicle.



INTERIM CHIEF OF POLICE



INTERIM CHIEF OF POLICE
TERESA THEETGE



AREA: 1 SQ. MILE

CBS CAPTAIN



DOUGLAS WIESMAN

CBS SWORN PERSONNEL									
GENDER				RACE					
				WHITE	BLACK	OTHER	TOTAL		
MALE	35	85.4%		25	9	1	35		
% of Total Males				71.4%	25.7%	2.9%			
FEMALE	6	14.6%		4	2	0	6		
% of Total Females				66.7%	33.3%	0.0%			
TOTAL	41			29	11	1	41		
% of Total Sworn				70.7%	26.8%	2.4%			

Source: Personnel Unit

CRIME STATISTICS for week ending 11/5/2022												
	10/9/22 to 11/5/22	3 YEAR AVG OF 28 DAYS	% CHANGE	8/7/22 to 11/5/22	3 YEAR AVG OF 91 DAYS	% CHANGE	YTD 2022	YTD 2021	% CHANGE	YTD 2022	3 YEAR AVERAGE	% CHANGE
VIOLENT CRIMES												
HOMICIDE*	0	0.00	N/C	0	0.33	-100%	0	2	-100%	0	1.33	-100%
RAPE	0	0.33	-100%	5	3.33	50%	10	9	11%	10	8.67	15%
ROBBERY	4	3.67	9%	11	12.67	-13%	31	15	107%	31	26.33	18%
AGGRAVATED ASSAULTS	3	1.00	200%	7	5.67	24%	19	17	12%	19	17.67	8%
TOTAL VIOLENT	7	5.00	40%	23	22.00	5%	60	43	40%	60	54.00	11%
PROPERTY CRIMES												
BURGLARY/B&E	1	1.33	-25%	13	7.67	70%	37	28	32%	37	35.33	5%
THEFT FROM AUTO	13	11.33	15%	52	50.00	4%	238	168	42%	238	138.33	72%
PERSONAL/OTHER THEFT*	23	26.33	-13%	74	90.33	-18%	273	212	29%	273	268.00	2%
AUTO THEFT	10	5.33	88%	22	13.33	65%	54	49	10%	54	37.67	43%
TOTAL PROPERTY	47	44.33	6%	161	161.33	0%	602	457	32%	602	479.33	26%
TOTAL PART 1	54	49.33	9%	184	183.33	0%	662	500	32%	662	533.33	24%

Repeat Drug Calls-for-Service Addresses and Intersections			
	10/9/22 to 11/5/22	9/11/22 to 10/8/22	8/14/22 to 9/10/22
FIRST	100 BROADWAY / total of 1	1000 BROADWAY / total of 3	100 E COURT ST / total of 2
SECOND	100 W MEHRING WY / total of 1	1005 GILBERT AV / total of 2	501 E 4TH ST / total of 2
THIRD	1000 MAIN ST / total of 1	100 W MEHRING WY / total of 1	1 FOUNTAIN SQUARE PLAZA / total of 1

*Homicide statistics are counts by victims and do not include police interventions nor vehicular homicides.

**Includes unauthorized use of a motor vehicle

Statistics based on the report date of the crime or arrest. Crime statistics are incident based, meaning each offense in an incident is counted. Arrest statistics are based on charges, meaning each charge in an arrest is counted. Auto Theft does not include Unauthorized Use (no consent by owner). **Other theft includes unauthorized use of a motor vehicle.

N/C - Not Calculable

October 20, 2022

Sergeant Dan Roellig
Special Events Unit
Address 150 E. Freedom Way
Cincinnati, Ohio 45202

I wish to extend my thanks and official commendation to you for the following:

The city of Cincinnati hosted Blink from October 13, 2022, to October 16, 2022. Sergeant Dan Roellig was the primary organizer of this event. Although Sergeant Roellig had help from other sergeants from The Special Events Unit, Sergeant Roellig was the point of contact for several other city Departments and took the lead regarding meetings, utilization of resources and overall organization of this event. Due to your hard work and attention to detail, there were minimal issues affiliated with this event.

You are to be commended for your organizational skills and ability to manipulate complex elements of an event and from that preparation, ensure that event occurs seamlessly and without incident. Thank you for your professionalism and dedication to duty.

Sincerely,



Michael K. John
Assistant Police Chief

October 20, 2022


Police Officer Travis Schwab
Special Events Unit
Address 150 E. Freedom Way
Cincinnati, Ohio 45202

I wish to extend my thanks and official commendation to you for the following:

The city of Cincinnati hosted Blink from October 13, 2022, to October 16, 2022. Officer Travis Schwab assisted Sergeant Dan Roellig, who was the primary organizer of this event. Although Officer Schwab had help from other members of The Special Events Unit, Officer Schwab along with Sergeant Roellig was the point of contact for several other city Departments and took the lead regarding meetings, utilization of resources and overall organization of this event. Due to your hard work and attention to detail, there were minimal issues affiliated with this event.

You are to be commended for your organizational skills and ability to manipulate complex elements of an event and from that preparation, ensure that event occurs seamlessly and without incident. Thank you for your professionalism and dedication to duty.

Sincerely,



Michael K. John
Assistant Police Chief