



Cincinnati Police Department STAFF NOTES

December 23, 2022

Lieutenant Colonel Teresa A. Theetge, Interim Police Chief



Planning & Inspections Section

- [Revision to Form 55, Letter of Understanding](#)
- [Revision to Form 301I, Crime or Incident Information](#)

Finance Management

- [Travel Reimbursement – Change in Policy Directive](#)
- [Requesting Donated Time for Andre Ewing](#)

Law Department

- [Refusing or Accepting Defense Subpoenas or Summons](#)

Chief's Office

- [Police Chief's Advisory Board Applications](#)
- [S.T.A.R.S. Data](#)
- [Patrol Bureau Commander's Commendations](#)

1. REVISION TO FORM 55, LETTER OF UNDERSTANDING

Department Form 55, Letter of Understanding, has been revised.

The revised Form 55 is to be used for all agreements being entered into which will occur on or after **Sunday, January 1, 2023**. The hourly rate for the use of a police vehicle has increased to \$25.00/hour.

This revision is effective immediately. Revised Form 55 is available in the CPDFORMS folder on the H: drive of Department computers. The revised Form 55 reflects a revision date of "11/04/22." Previous versions of this form shall no longer be used.

2. REVISION TO FORM 301I, CRIME OR INCIDENT INFORMATION

Form 301I, Crime or Incident Information, has been revised. Minor changes to language and existing data fields have been updated at the request of Police Records Section. Additionally, Police Records Section will be adding Form 301I to the Police Department's Records Retention Schedule and Records Destruction list.

This revision is effective immediately. Revised Form 301I is available in the CPDFORMS folder on the H: drive of Department computers. Previous versions of this form shall no longer be used.

3. TRAVEL REIMBURSEMENT – CHANGE IN POLICY DIRECTIVE

The City of Cincinnati Finance Department implemented a change in policy impacting employee travel reimbursement. As a result of the City Finance Department policy shift, Planning & Inspections Section will be publishing a revision to Procedure 16.125, Travel on City Business, in the upcoming weeks.

In the interim, and effective immediately, employees are directed not to pay expenditures with their personal credit card.

All travel expenses must have prior approval. Once approved, registration, lodging, and airfare will be paid with City travel card. Central Payroll will enter the agreed reimbursable amount into the CHRIS Payroll System for payment to the employee's next available payroll check. Personnel should direct travel expense reimbursement related questions to Lynnette Lowery, Finance Management, at 513-352-4863.

4. REQUESTING DONATED TIME FOR ANDRE EWING

Police Officer Andre Ewing, District Two, has exhausted his leave time balances due to an extended medical leave.

Any Department member wishing to voluntarily donate time to Police Officer Ewing should complete the [Donation of Time Processing Form](#), attached to these Staff Notes, and submit it to Ms. Angela Winkfield, Finance Management, either via email to angela.winkfield@cincinnati-oh.gov or forward a hard copy through interdepartmental mail.

As a reminder, leave may be donated as follows:

Donor Category	Donation Options
AFSCME Member, Unrepresented Employee	Vacation Leave Compensatory Time
CODE Member	Vacation Leave Compensatory Time Sick Leave * ** <i>*Sick leave may only be donated to other CODE members</i> <i>**May only donate up to forty (40) sick leave hours per year</i>
FOP Member	Vacation Leave Compensatory Time Overtime Court Time

5. REFUSING OR ACCEPTING DEFENSE SUBPOENAS OR SUMMONS

All Department personnel, especially those assigned to the district front desks, are reminded they **should not** accept defense subpoenas or summons addressed or directed to another individual employee by name.

Per the Law Department, if subpoena/summons service by the defense is attempted on an employee that is not the person to whom the subpoena/summons is addressed, the employee should refuse service, unless:

- The person named on the subpoena/summons can be located to personally accept service; or
- The person named specifically advises the intermediate employee to accept service on their behalf.

If the person named cannot be located or contacted, service should be refused.

Subpoenas/summons improperly served by simply being dropped off at a district for a specific employee and failing to make it to that named individual could result in the Court's belief there was proper service because the return states the service occurred.

This directive does not apply to any subpoena addressed to the “City of Cincinnati” or “Cincinnati Police Department” as organizations. Direct any questions regarding refusal or acceptance of subpoenas/summons to Mr. Mark Manning, City of Cincinnati Law Department, at 513-352-4576, for assistance. General questions about responding to a subpoena should be directed to the Civil Litigation Section of the Law Department, at 513-352-3334.

6. POLICE CHIEF’S ADVISORY BOARD APPLICATIONS

Interim Police Chief Theetge is reconstituting an internal Police Chief’s advisory board. Members will have the opportunity to impact Departmental operations more directly through constructive and professional discussions in furtherance of the Department’s mission.

This opportunity is open to all civilian and sworn ranks below captain. Meetings will be held at least quarterly but may occur more frequently. Membership on the board will be for a one-year term. Any member interested in participating should submit a Form 17 through the chain of command by **Sunday, January 15, 2023**.

7. S.T.A.R.S. DATA

[Attached](#) to these Staff Notes is the most current Strategic and Tactical Analytic Review for Solutions (STARS) Data. Department personnel are directed to review this information to ensure they remain familiar with crime patterns and trends occurring within the City and their areas of responsibility.

8. PATROL BUREAU COMMANDER’S COMMENDATIONS

Lieutenant Colonel Michael K. John, Patrol Bureau Commander, is pleased to recognize the following Department personnel for the exemplary work they have performed:

**LIEUTENANT ROBERT VAN HORN
SERGEANT STEVEN FOX
SERGEANT JOHN HEINE
SERGEANT MARK SCHUTTE
POLICE SPECIALIST MICHAEL FLAMM
*Traffic Unit***

**POLICE OFFICER AUSTIN LEE
*District One***

**POLICE OFFICER COLLIN JOYCE
*District Two***

**POLICE OFFICER SHAYLA HOGAN
POLICE OFFICER JACOB HUGHES
POLICE OFFICER SHAWNA REDD
POLICE OFFICER JUSTIN SHIELDS
*District Three***

**POLICE OFFICER BENJAMIN GUNN
POLICE OFFICER SAMUEL MYRES
*District Four***

**POLICE OFFICER RYAN NEIHEISEL
POLICE OFFICER ANDREW TURNBULL
*District Five***

Attached to these Staff Notes are the Official Letters of Commendation issued to the above-named personnel for their dedication to duty and pursuit of excellence as representatives of the Cincinnati Police Department.

Donation of Time Processing Form

Part A: Employee Requestor Information

Name: CHRIS ID#:

Department: Bargaining Unit:

Job Title: Hourly Rate:

Part B: Employee Donor Information

Name: CHRIS ID#:

Department: Bargaining Unit:

Job Title: Hourly Rate:

Option 1: No. of Hours Donated: Type (Vacation, Comp):

For CODE Employees Only:

CODE Employees may donate up to 40 hours of Sick Leave per calendar year to other CODE members.

Option 2: No. of Sick Leave Hours Donated:

CODE Employees may donate vacation or comp time to the CODE Time Bank.

Option 3: No. of Leave Hours Donated: Type (Vacation, Comp):

Part C: Departmental Use Only

Hours Donated: X Hourly Rate: = Total:

Total: ÷ Requestor Rate: = Number of Donated Hours:



POPULATION: 303,940
AREA: 77 SQ. MILES
2021 VIOLENT CRIMES PER 1000: 6.1
2021 PART ONE CRIMES PER 1000: 40.9

INTERIM CHIEF OF POLICE



INTERIM POLICE CHIEF
TERESA THEETGE

TOTAL SWORN PERSONNEL									
GENDER				RACE				TOTAL	
				WHITE	BLACK	OTHER			
MALE	753	77.3%		518	207	28		753	
% of Total Males				68.8%	27.5%	3.7%			
FEMALE	221	22.7%		148	69	4		221	
% of Total Females				67.0%	31.2%	1.8%			
TOTAL	974			666	276	32		974	
% of Total Sworn				68.4%	28.3%	3.3%			
Total Sworn in Districts				646					
% of Total Sworn in Districts				66.3%					
									Source: Personnel Unit

Source: Personnel Unit

CRIME STATISTICS for week ending 12/17/2022												
	11/20/22 to 12/17/22	3 YEAR AVG OF 28 DAYS	% CHANGE	9/18/22 to 12/17/22	3 YEAR AVG OF 91 DAYS	% CHANGE	YTD 2022	YTD 2021	% CHANGE	YTD 2022	3 YEAR YTD AVG	% CHANGE
Violent Crimes												
Homicide*	4	6.67	-40%	18	21.00	-14%	76	89	-15%	76	84.33	-10%
Rape	20	19.00	5%	79	72.67	9%	285	224	27%	285	256.00	11%
Robbery	47	62.00	-24%	175	205.33	-15%	644	614	5%	644	729.00	-12%
Aggravated Assault	48	59.67	-20%	178	195.33	-9%	782	847	-8%	782	820.33	-5%
Total Violent Crime	119	147.33	-19%	450	494.33	-9%	1787	1774	1%	1787	1889.67	-5%
Property Crimes												
Burglary / B&E	160	174.00	-8%	511	580.00	-12%	1827	1713	7%	1827	2206.00	-17%
Theft from Auto	172	175.33	-2%	723	681.67	6%	2881	2736	5%	2881	2761.33	4%
Personal / Other Theft**	395	415.33	-5%	1276	1310.67	-3%	4941	4290	15%	4941	5107.00	-3%
Auto Theft	185	123.67	50%	558	395.00	41%	1904	1437	32%	1904	1386.67	37%
Total Property Crime	912	888.33	3%	3068	2967.33	3%	11553	10176	14%	11553	11461.00	1%
Total Part 1 Crime	1031	1035.67	0%	3518	3461.67	2%	13340	11950	12%	13340	13350.67	0%

GUN RECOVERIES through week ending 12/10/2022												
Recovering District	11/13/22 to 12/10/22	3 YEAR AVG OF 28 DAYS	% CHANGE		3 YEAR AVG OF 91 DAYS	% CHANGE	YTD 2022	YTD 2021	% CHANGE	YTD 2022	3 YEAR YTD AVG	% CHANGE
District 1	6	7	-18%		22	36	125	157	-20%	125	136	-8%
District 2	15	10	45%		29	29	151	141	7%	151	122	24%
District 3	29	20	47%		112	71	315	316	0%	315	260	21%
District 4	15	26	-42%		60	71	287	301	-5%	287	261	10%
District 5	12	12	3%		49	45	198	194	2%	198	183	8%
Central Business Section	3	3	13%		5	7	26	20	30%	26	18	44%
Total Guns Recovered***	103	109.67	-6%		355	386.33	1587	1658	-4%	1587	1398.33	13%

*Homicide statistics are counts by victims and do not include police interventions nor vehicular homicides.

**Includes unauthorized use of a motor vehicle

***Includes guns recovered by non-district personnel

N/C - Not Calculable

Statistics based on the report date of the crime or arrest. Crime statistics are incident based, meaning each offense in an incident is counted. Arrest statistics are based on charges, meaning each charge in an arrest is counted. Auto Theft does not include Unauthorized Use (no consent by owner)



INTERIM CHIEF OF POLICE



INTERIM CHIEF OF POLICE
TERESA THEETGE



AREA: 4.5 SQ. MILES

DISTRICT 1 CAPTAIN



MATTHEW HAMMER

DISTRICT 1 SWORN PERSONNEL									
GENDER					RACE				
					WHITE	BLACK	OTHER	TOTAL	
MALE					70	76.1%		42	24
% of Total Males								60.0%	34.3%
FEMALE					22	23.9%		11	10
% of Total Females								50.0%	45.5%
TOTAL					92			53	34
% of Total Sworn								57.6%	37.0%

Source: Personnel Unit

CRIME STATISTICS for week ending 12/17/2022												
	11/20/22 to 12/17/22	3 YEAR AVG OF 28 DAYS	% CHANGE	9/18/22 to 12/17/22	3 YEAR AVG OF 91 DAYS	% CHANGE	YTD 2022	YTD 2021	% CHANGE	YTD 2022	3 YEAR YTD AVG	% CHANGE
VIOLENT CRIMES												
HOMICIDE*	0	0.00	N/C	0	3.67	-100%	7	17	-59%	7	14.00	-50%
RAPE	1	2.33	-57%	10	9.67	3%	33	33	0%	33	33.33	-1%
ROBBERY	8	8.67	-8%	27	30.67	-12%	91	72	26%	91	89.00	2%
AGGRAVATED ASSAULTS	9	9.00	0%	26	29.33	-11%	113	151	-25%	113	119.00	-5%
TOTAL VIOLENT	18	20.00	-10%	63	73.33	-14%	244	273	-11%	244	255.33	-4%
PROPERTY CRIMES												
BURGLARY/B&E	13	19.67	-34%	39	48.33	-19%	172	152	13%	172	179.00	-4%
THEFT FROM AUTO	23	17.67	30%	103	72.00	43%	433	311	39%	433	289.67	49%
PERSONAL/OTHER THEFT*	34	28.67	19%	102	103.33	-1%	400	319	25%	400	400.33	0%
AUTO THEFT	15	12.67	18%	50	43.33	15%	230	152	51%	230	141.33	63%
TOTAL PROPERTY	85	78.67	8%	294	267.00	10%	1235	934	32%	1235	1010.33	22%
TOTAL PART 1	103	98.67	4%	357	340.33	5%	1479	1207	23%	1479	1265.67	17%

N/C - Not Calculable

Repeat Drug Calls-for-Service Addresses and Intersections			
	11/20/22 to 12/17/22	10/23/22 to 11/19/22	9/25/22 to 10/22/22
FIRST	1300 VINE ST / total of 4	1322 SYCAMORE ST / total of 5	1801 RACE ST / total of 4
SECOND	1301 VINE ST / total of 3	1708 RACE ST / total of 4	115 W MCMICKEN AV / total of 2
THIRD	411 GEST ST / total of 3	CHARLOTTE ST / JOHN ST / total of 3	1107 VINE ST / total of 1

*Homicide statistics are counts by victims and do not include police interventions nor vehicular homicides.

**Includes unauthorized use of a motor vehicle

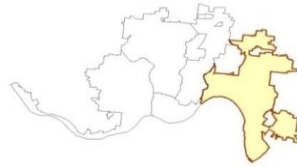
Statistics based on the report date of the crime or arrest. Crime statistics are incident based, meaning each offense in an incident is counted. Arrest statistics are based on charges, meaning each charge in an arrest is counted. Auto Theft does not include Unauthorized Use (no consent by owner). **Other theft includes unauthorized use of a motor vehicle.



INTERIM CHIEF OF POLICE



INTERIM CHIEF OF POLICE
TERESA THEETGE



AREA: 24.9 SQ. MILES

DISTRICT 2 CAPTAIN



DANITA PETTIS

DISTRICT 2 SWORN PERSONNEL									
GENDER			RACE						
			WHITE	BLACK	OTHER	TOTAL			
MALE			73	77.7%	42	26	5	73	
% of Total Males			57.5%	35.6%	6.8%				
FEMALE			21	22.3%	16	5	0	21	
% of Total Females			76.2%	23.8%	0.0%				
TOTAL			94		58	31	5	94	
% of Total Sworn			61.7%	33.0%	5.3%				

Source: Personnel Unit

CRIME STATISTICS for week ending 12/17/2022												
	11/20/22 to 12/17/22	3 YEAR AVG OF 28 DAYS	% CHANGE	9/18/22 to 12/17/22	3 YEAR AVG OF 91 DAYS	% CHANGE	YTD 2022	YTD 2021	% CHANGE	YTD 2022	3 YEAR AVERAGE	% CHANGE
VIOLENT CRIMES												
HOMICIDE*	0	0.33	-100%	1	1.33	-25%	10	6	67%	10	6.00	67%
RAPE	0	2.00	-100%	11	6.33	74%	42	23	83%	42	28.00	50%
ROBBERY	1	4.00	-75%	10	11.67	-14%	48	37	30%	48	50.67	-5%
AGGRAVATED ASSAULTS	1	5.67	-82%	10	18.33	-45%	48	70	-31%	48	76.00	-37%
TOTAL VIOLENT	2	12.00	-83%	32	37.67	-15%	148	136	9%	148	160.67	-8%
PROPERTY CRIMES												
BURGLARY/B&E	21	19.00	11%	65	75.33	-14%	230	224	3%	230	304.00	-24%
THEFT FROM AUTO	31	34.67	-11%	102	125.00	-18%	453	479	-5%	453	571.33	-21%
PERSONAL/OTHER THEFT*	76	64.00	19%	243	194.67	25%	961	669	44%	961	785.33	22%
AUTO THEFT	29	13.67	112%	66	46.33	42%	234	156	50%	234	156.33	50%
TOTAL PROPERTY	157	131.33	20%	476	441.33	8%	1878	1528	23%	1878	1817.00	3%
TOTAL PART 1	159	143.33	11%	508	479.00	6%	2026	1664	22%	2026	1977.67	2%

N/C - Not Calculable

Repeat Drug Calls-for-Service Addresses and Intersections			
	11/20/22 to 12/17/22	10/23/22 to 11/19/22	9/25/22 to 10/22/22
FIRST	2558 MADISON RD / total of 1	3359 MADISON RD / total of 2	3623 CLARION AV / total of 2
SECOND	3759 HUTTON ST / total of 1	1228 DELIQUA DR / total of 1	1640 BREWSTER AV / total of 1
THIRD	3777 HUTTON ST / total of 1	1344 WILLIAM H TAFT RD / total of 1	1730 MEARS AV / total of 1

*Homicide statistics are counts by victims and do not include police interventions nor vehicular homicides.

**Includes unauthorized use of a motor vehicle

Statistics based on the report date of the crime or arrest. Crime statistics are incident based, meaning each offense in an incident is counted. Arrest statistics are based on charges, meaning each charge in an arrest is counted. Auto Theft does not include Unauthorized Use (no consent by owner). **Other theft includes unauthorized use of a motor vehicle.



INTERIM CHIEF OF POLICE



INTERIM CHIEF OF POLICE
TERESA THEETGE



AREA: 20 SQ. MILES

DISTRICT 3 CAPTAIN



DAVID JOHNSTON

DISTRICT 3 SWORN PERSONNEL									
GENDER					RACE				
					WHITE	BLACK	OTHER	TOTAL	
MALE	132	82.5%		95	30	7		132	
% of Total Males				72.0%	22.7%	5.3%			
FEMALE	28	17.5%		22	6	0		28	
% of Total Females				78.6%	21.4%	0.0%			
TOTAL	160			117	36	7		160	
% of Total Sworn				73.1%	22.5%	4.4%			

Source: Personnel Unit

CRIME STATISTICS for week ending 12/17/2022												
VIOLENT CRIMES	11/20/22 to 12/17/22	3 YEAR AVG OF 28 DAYS	% CHANGE	9/18/22 to 12/17/22	3 YEAR AVG OF 91 DAYS	% CHANGE	YTD 2022	YTD 2021	% CHANGE	YTD 2022	3 YEAR AVERAGE	% CHANGE
HOMICIDE*	1	3.67	-73%	6	8.00	-25%	18	24	-25%	18	25.67	-30%
RAPE	2	4.67	-57%	13	22.00	-41%	67	77	-13%	67	76.00	-12%
ROBBERY	10	21.33	-53%	39	64.67	-40%	166	194	-14%	166	236.00	-30%
AGGRAVATED ASSAULTS	20	20.33	-2%	58	63.00	-8%	236	258	-9%	236	245.33	-4%
TOTAL VIOLENT	33	50.00	-34%	116	157.67	-26%	487	553	-12%	487	583.00	-16%
PROPERTY CRIMES	11/20/22 to 12/17/22	3 YEAR AVG OF 28 DAYS	% CHANGE	9/18/22 to 12/17/22	3 YEAR AVG OF 91 DAYS	% CHANGE	YTD 2022	YTD 2021	% CHANGE	YTD 2022	3 YEAR AVERAGE	% CHANGE
BURGLARY/B&E	47	59.67	-21%	156	183.00	-15%	554	561	-1%	554	695.67	-20%
THEFT FROM AUTO	33	42.33	-22%	142	156.33	-9%	613	577	6%	613	587.67	4%
PERSONAL/OTHER THEFT*	119	129.67	-8%	367	415.33	-12%	1423	1339	6%	1423	1640.33	-13%
AUTO THEFT	49	43.67	12%	130	121.67	7%	467	415	13%	467	398.67	17%
TOTAL PROPERTY	248	275.33	-10%	795	876.33	-9%	3057	2892	6%	3057	3322.33	-8%
TOTAL PART 1	281	325.33	-14%	911	1034.00	-12%	3544	3445	3%	3544	3905.33	-9%

N/C - Not Calculable

Repeat Drug Calls-for-Service Addresses and Intersections			
	11/20/22 to 12/17/22	10/23/22 to 11/19/22	9/25/22 to 10/22/22
FIRST	2138 HATMAKER ST / total of 2	5015 SIDNEY RD / total of 3	3207 GOBEL AV / total of 3
SECOND	2140 WERON LN / total of 2	2310 FERGUSON RD / total of 2	1149 MORADO DR / total of 2
THIRD	1149 MORADO DR / total of 1	2358 HARRISON AV / total of 2	2140 WERON LN / total of 2

*Homicide statistics are counts by victims and do not include police interventions nor vehicular homicides.

**Includes unauthorized use of a motor vehicle

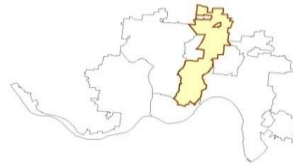
Statistics based on the report date of the crime or arrest. Crime statistics are incident based, meaning each offense in an incident is counted. Arrest statistics are based on charges, meaning each charge in an arrest is counted. Auto Theft does not include Unauthorized Use (no consent by owner). **Other theft includes unauthorized use of a motor vehicle.



INTERIM CHIEF OF POLICE



INTERIM CHIEF OF POLICE
TERESA THEETGE



AREA: 11.7 SQ. MILES

DISTRICT 4 CAPTAIN



MARK BURNS

DISTRICT 4 SWORN PERSONNEL									
GENDER					RACE				
					WHITE	BLACK	OTHER	TOTAL	
MALE	107	78.1%		75	32	0		107	
% of Total Males				70.1%	29.9%	0.0%			
FEMALE	30	21.9%		17	11	2		30	
% of Total Females				56.7%	36.7%	6.7%			
TOTAL	137			92	43	2		137	
% of Total Sworn				67.2%	31.4%	1.5%			

Source: Personnel Unit

CRIME STATISTICS for week ending 12/17/2022												
VIOLENT CRIMES	11/20/22 to 12/17/22	3 YEAR AVG OF 28 DAYS	% CHANGE	9/18/22 to 12/17/22	3 YEAR AVG OF 91 DAYS	% CHANGE	YTD 2022	YTD 2021	% CHANGE	YTD 2022	3 YEAR AVERAGE	% CHANGE
HOMICIDE*	3	2.33	29%	9	5.33	69%	23	23	0%	23	21.67	6%
RAPE	10	5.00	100%	26	19.67	32%	76	33	130%	76	59.33	28%
ROBBERY	20	15.67	28%	66	57.33	15%	206	168	23%	206	195.00	6%
AGGRAVATED ASSAULTS	10	12.67	-21%	53	47.67	11%	223	223	0%	223	230.00	-3%
TOTAL VIOLENT	43	35.67	21%	154	130.00	18%	528	447	18%	528	506.00	4%
PROPERTY CRIMES	11/20/22 to 12/17/22	3 YEAR AVG OF 28 DAYS	% CHANGE	9/18/22 to 12/17/22	3 YEAR AVG OF 91 DAYS	% CHANGE	YTD 2022	YTD 2021	% CHANGE	YTD 2022	3 YEAR AVERAGE	% CHANGE
BURGLARY/B&E	44	38.33	15%	143	144.00	-1%	445	459	-3%	445	527.67	-16%
THEFT FROM AUTO	23	31.33	-27%	113	121.33	-7%	502	606	-17%	502	561.67	-11%
PERSONAL/OTHER THEFT*	74	100.33	-26%	288	309.67	-7%	1101	1071	3%	1101	1190.67	-8%
AUTO THEFT	39	25.33	54%	133	82.67	61%	501	345	45%	501	316.67	58%
TOTAL PROPERTY	180	195.33	-8%	677	657.67	3%	2549	2481	3%	2549	2596.67	-2%
TOTAL PART 1	223	231.00	-3%	831	787.67	6%	3077	2928	5%	3077	3102.67	-1%

N/C - Not Calculable

Repeat Drug Calls-for-Service Addresses and Intersections			
	11/20/22 to 12/17/22	10/23/22 to 11/19/22	9/25/22 to 10/22/22
FIRST	1226 FRANKLIN AV / total of 2	1623 SUMMIT RD / total of 3	3 E NORTH BEND RD / total of 4
SECOND	8301 CONSTITUTION DR / total of 2	3 E NORTH BEND RD / total of 3	911 ROGERS PL / total of 4
THIRD	122 GLENWOOD AV / total of 1	3750 READING RD / total of 3	1226 FRANKLIN AV / total of 2

*Homicide statistics are counts by victims and do not include police interventions nor vehicular homicides.

**Includes unauthorized use of a motor vehicle

Statistics based on the report date of the crime or arrest. Crime statistics are incident based, meaning each offense in an incident is counted. Arrest statistics are based on charges, meaning each charge in an arrest is counted. Auto Theft does not include Unauthorized Use (no consent by owner). **Other theft includes unauthorized use of a motor vehicle.



INTERIM CHIEF OF POLICE



INTERIM CHIEF OF POLICE
TERESA THEETGE



AREA: 18 SQ. MILES

DISTRICT 5 CAPTAIN



ADAM HENNIE

DISTRICT 5 SWORN PERSONNEL									
GENDER					RACE				
					WHITE	BLACK	OTHER		TOTAL
MALE 97 79.5%					65	29	3		97
% of Total Males					67.0%	29.9%	3.1%		
FEMALE 25 20.5%					14	11	0		25
% of Total Females					56.0%	44.0%	0.0%		
TOTAL 122					79	40	3		122
% of Total Sworn					64.8%	32.8%	2.5%		

Source: Personnel Unit

CRIME STATISTICS for week ending 12/17/2022												
VIOLENT CRIMES	11/20/22 to 12/17/22	3 YEAR AVG OF 28 DAYS	% CHANGE	9/18/22 to 12/17/22	3 YEAR AVG OF 91 DAYS	% CHANGE	YTD 2022	YTD 2021	% CHANGE	YTD 2022	3 YEAR AVERAGE	% CHANGE
HOMICIDE*	0	0.00	N/C	2	2.33	-14%	18	17	6%	18	15.33	17%
RAPE	5	3.33	50%	15	11.67	29%	54	45	20%	54	48.33	12%
ROBBERY	5	11.00	-55%	24	31.67	-24%	99	128	-23%	99	130.00	-24%
AGGRAVATED ASSAULTS	5	10.67	-53%	24	32.00	-25%	139	125	11%	139	130.33	7%
TOTAL VIOLENT	15	25.00	-40%	65	77.67	-16%	310	315	-2%	310	324.00	-4%
PROPERTY CRIMES	11/20/22 to 12/17/22	3 YEAR AVG OF 28 DAYS	% CHANGE	9/18/22 to 12/17/22	3 YEAR AVG OF 91 DAYS	% CHANGE	YTD 2022	YTD 2021	% CHANGE	YTD 2022	3 YEAR AVERAGE	% CHANGE
BURGLARY/B&E	32	31.33	2%	92	144.00	-36%	382	281	36%	382	456.67	-16%
THEFT FROM AUTO	51	34.33	49%	204	121.33	68%	614	564	9%	614	590.33	4%
PERSONAL/OTHER THEFT*	66	62.33	6%	204	309.67	-34%	747	633	18%	747	779.00	-4%
AUTO THEFT	50	26.67	88%	160	82.67	94%	412	318	30%	412	332.67	24%
TOTAL PROPERTY	199	154.67	29%	660	657.67	0%	2155	1796	20%	2155	2158.67	0%
TOTAL PART 1	214	179.67	19%	725	735.33	-1%	2465	2111	17%	2465	2482.67	-1%

N/C - Not Calculable

Repeat Drug Calls-for-Service Addresses and Intersections			
	11/20/22 to 12/17/22	10/23/22 to 11/19/22	9/25/22 to 10/22/22
FIRST	1200 W GALBRAITH RD / total of 6	1209 W GALBRAITH RD / total of 3	1200 W GALBRAITH RD / total of 3
SECOND	2528 FLANIGAN CT / total of 2	1200 W GALBRAITH RD / total of 2	1209 W GALBRAITH RD / total of 2
THIRD	1059 ROXIE LN / total of 1	2410 OHIO AV / total of 2	2568 W NORTH BEND RD / total of 2

*Homicide statistics are counts by victims and do not include police interventions nor vehicular homicides.

**Includes unauthorized use of a motor vehicle

Statistics based on the report date of the crime or arrest. Crime statistics are incident based, meaning each offense in an incident is counted. Arrest statistics are based on charges, meaning each charge in an arrest is counted. Auto Theft does not include Unauthorized Use (no consent by owner). **Other theft includes unauthorized use of a motor vehicle.



INTERIM CHIEF OF POLICE



INTERIM CHIEF OF POLICE
TERESA THEETGE



AREA: 1 SQ. MILE

CBS CAPTAIN



DOUGLAS WIESMAN

CBS SWORN PERSONNEL									
GENDER					RACE				
					WHITE	BLACK	OTHER	TOTAL	
MALE					35	9	1	35	
% of Total Males					71.4%	25.7%	2.9%		
FEMALE					6	2	0	6	
% of Total Females					66.7%	33.3%	0.0%		
TOTAL					41	11	1	41	
% of Total Sworn					70.7%	26.8%	2.4%		

Source: Personnel Unit

CRIME STATISTICS for week ending 12/17/2022												
	11/20/22 to 12/17/22	3 YEAR AVG OF 28 DAYS	% CHANGE	9/18/22 to 12/17/22	3 YEAR AVG OF 91 DAYS	% CHANGE	YTD 2022	YTD 2021	% CHANGE	YTD 2022	3 YEAR AVERAGE	% CHANGE
VIOLENT CRIMES												
HOMICIDE*	0	0.33	-100%	0	0.33	-100%	0	2	-100%	0	1.67	-100%
RAPE	2	1.67	20%	4	3.33	20%	13	12	8%	13	10.33	26%
ROBBERY	3	1.33	125%	9	9.33	-4%	34	15	127%	34	28.33	20%
AGGRAVATED ASSAULTS	3	1.33	125%	7	5.00	40%	23	20	15%	23	19.67	17%
TOTAL VIOLENT	8	4.67	71%	20	18.00	11%	70	49	43%	70	60.00	17%
PROPERTY CRIMES												
BURGLARY/B&E	3	6.00	-50%	16	10.33	55%	44	36	22%	44	43.00	2%
THEFT FROM AUTO	10	15.00	-33%	58	43.00	35%	265	199	33%	265	160.33	65%
PERSONAL/OTHER THEFT*	26	30.33	-14%	71	92.00	-23%	306	259	18%	306	311.00	-2%
AUTO THEFT	3	1.67	80%	18	11.33	59%	59	51	16%	59	40.67	45%
TOTAL PROPERTY	42	53.00	-21%	163	156.67	4%	674	545	24%	674	555.00	21%
TOTAL PART 1	50	57.67	-13%	183	174.67	5%	744	594	25%	744	615.00	21%

Repeat Drug Calls-for-Service Addresses and Intersections			
	11/20/22 to 12/17/22	10/23/22 to 11/19/22	9/25/22 to 10/22/22
FIRST	1000 SYCAMORE ST / total of 2	115 E 5TH ST / total of 1	1005 GILBERT AV / total of 2
SECOND	100 JOE NUXHALL WY / total of 1	13 W 9TH ST / total of 1	100 BROADWAY / total of 1
THIRD	126 E 6TH ST / total of 1	221 E 4TH ST / total of 1	100 W MEHRING WY / total of 1

*Homicide statistics are counts by victims and do not include police interventions nor vehicular homicides.

**Includes unauthorized use of a motor vehicle

Statistics based on the report date of the crime or arrest. Crime statistics are incident based, meaning each offense in an incident is counted. Arrest statistics are based on charges, meaning each charge in an arrest is counted. Auto Theft does not include Unauthorized Use (no consent by owner). **Other theft includes unauthorized use of a motor vehicle.

N/C - Not Calculable

December 12, 2022

Lieutenant Robert Van Horn
Special Services Section - Traffic Unit
3201 Warsaw Avenue
Cincinnati, Ohio 45205

I wish to extend my thanks and official commendation to you for the following:

From October 9, 2022, to October 22, 2022, you managed the Department's Traffic Enforcement Blitz. During this time, your leadership ensured a successful traffic blitz initiative and OVI checkpoint. Your attention to detail, combined with a great attitude, encouraged the officers to engage our community during this citywide safety initiative.

You are deserving of this commendation for all your extra efforts which led to a successful and effective traffic blitz. Thank you for your leadership and commitment to serving our communities.

Sincerely,



Lieutenant Colonel Michael K. John
Patrol Bureau Commander

December 12, 2022


Sergeant Steven Fox
Special Services Section - Traffic Unit
3201 Warsaw Avenue
Cincinnati, Ohio 45205

I wish to extend my thanks and official commendation to you for the following:

From October 9, 2022, to October 22, 2022, you supervised the Department's Traffic Enforcement Blitz. During this time, you took the initiative to perform additional tasks, maintain traffic statistics, manage the additional officers' schedules, and communicate daily with the Records Section to process an additional 557 citations over the two-week period. Your attention to detail, combined with a great attitude, encouraged the officers to engage our community during this citywide safety initiative.

You are deserving of this commendation for all your extra efforts which led to a successful and effective traffic blitz. Thank you for your leadership and commitment to serving our communities.

Sincerely,



Lieutenant Colonel Michael K. John
Patrol Bureau Commander

December 12, 2022

Sergeant John Heine
Special Services Section - Traffic Unit
3201 Warsaw Avenue
Cincinnati, Ohio 45205

I wish to extend my thanks and official commendation to you for the following:

From October 9, 2022, to October 22, 2022, you supervised the Department's Traffic Enforcement Blitz. During this time, you took the initiative to perform additional tasks, maintain traffic statistics, manage the additional officers' schedules, and communicate daily with the Records Section to process an additional 557 citations over the two-week period. Your attention to detail, combined with a great attitude, encouraged the officers to engage our community during this citywide safety initiative.

You are deserving of this commendation for all your extra efforts which led to a successful and effective traffic blitz. Thank you for your leadership and commitment to serving our communities.

Sincerely,



Lieutenant Colonel Michael K. John
Patrol Bureau Commander

December 12, 2022

Sergeant Mark Schutte
Special Services Section - Traffic Unit
3201 Warsaw Avenue
Cincinnati, Ohio 45205

I wish to extend my thanks and official commendation to you for the following:

From October 9, 2022, to October 22, 2022, you supervised the Department's Traffic Enforcement Blitz. During this time, you took the initiative to perform additional tasks, maintain traffic statistics, manage the additional officers' schedules, and communicate daily with the Records Section to process an additional 557 citations over the two-week period. Your attention to detail, combined with a great attitude, encouraged the officers to engage our community during this citywide safety initiative.

You are deserving of this commendation for all your extra efforts which led to a successful and effective traffic blitz. Thank you for your leadership and commitment to serving our communities.

Sincerely,



Lieutenant Colonel Michael K. John
Patrol Bureau Commander

December 12, 2022


Police Specialist Michael Flamm
Special Services Section - Traffic Unit
3201 Warsaw Avenue
Cincinnati, Ohio 45205

I wish to extend my thanks and official commendation to you for the following:

From October 9, 2022, to October 22, 2022, you organized the Department's Traffic Enforcement Blitz. During this time, you took on additional responsibilities which included training officers, coordinating an OVI checkpoint, and assisting with the administrative responsibilities throughout the two-week period. Your attention to detail, combined with a great attitude, encouraged the officers to engage our community during this citywide safety initiative.

You are deserving of this commendation for all your extra efforts which led to a successful and effective traffic blitz. Thank you for your leadership and commitment to serving our communities.

Sincerely,



Lieutenant Colonel Michael K. John
Patrol Bureau Commander

December 12, 2022

Police Officer Austin Lee
District One
310 Ezzard Charles Drive
Cincinnati, Ohio 45214


I wish to extend my thanks and official commendation to you for the following:

You volunteered to participate in a two-week Traffic Enforcement Blitz from October 9, 2022, to October 22, 2022. During that time, you were detailed to the Traffic Unit to conduct high visibility enforcement in locations identified by data driven analytics and community input in areas experiencing a high number of hazardous moving violations and traffic accidents.

During the two-week period, the Traffic Enforcement Blitz resulted in 345 hazardous moving violations, 101 driver license violations, and 55 arrests.

You are deserving of this commendation for your dedication to duty and teamwork, which resulted in a successful citywide safety initiative.

Sincerely,



Lieutenant Colonel Michael K. John
Patrol Bureau Commander

December 12, 2022

Police Officer Collin Joyce
District Two
3295 Erie Avenue
Cincinnati, Ohio 45208


I wish to extend my thanks and official commendation to you for the following:

You volunteered to participate in a two-week Traffic Enforcement Blitz from October 9, 2022, to October 22, 2022. During that time, you were detailed to the Traffic Unit to conduct high visibility enforcement in locations identified by data driven analytics and community input in areas experiencing a high number of hazardous moving violations and traffic accidents.

During the two-week period, the Traffic Enforcement Blitz resulted in 345 hazardous moving violations, 101 driver license violations, and 55 arrests.

You are deserving of this commendation for your dedication to duty and teamwork, which resulted in a successful citywide safety initiative.

Sincerely,



Lieutenant Colonel Michael K. John
Patrol Bureau Commander

December 12, 2022

Police Officer Shayla Hogan
District Three
2300 Ferguson Road
Cincinnati, Ohio 45238

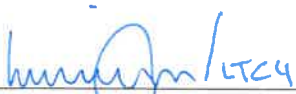
I wish to extend my thanks and official commendation to you for the following:

You volunteered to participate in a two-week Traffic Enforcement Blitz from October 9, 2022, to October 22, 2022. During that time, you were detailed to the Traffic Unit to conduct high visibility enforcement in locations identified by data driven analytics and community input in areas experiencing a high number of hazardous moving violations and traffic accidents.

During the two-week period, the Traffic Enforcement Blitz resulted in 345 hazardous moving violations, 101 driver license violations, and 55 arrests.

You are deserving of this commendation for your dedication to duty and teamwork, which resulted in a successful citywide safety initiative.

Sincerely,



Lieutenant Colonel Michael K. John
Patrol Bureau Commander

December 12, 2022

Police Officer Jacob Hughes
District Three
2300 Ferguson Road
Cincinnati, Ohio 45238


I wish to extend my thanks and official commendation to you for the following:

You volunteered to participate in a two-week Traffic Enforcement Blitz from October 9, 2022, to October 22, 2022. During that time, you were detailed to the Traffic Unit to conduct high visibility enforcement in locations identified by data driven analytics and community input in areas experiencing a high number of hazardous moving violations and traffic accidents.

During the two-week period, the Traffic Enforcement Blitz resulted in 345 hazardous moving violations, 101 driver license violations, and 55 arrests.

You are deserving of this commendation for your dedication to duty and teamwork, which resulted in a successful citywide safety initiative.

Sincerely,



Lieutenant Colonel Michael K. John
Patrol Bureau Commander

December 12, 2022

Police Officer Shawna Redd
District Three
2300 Ferguson Road
Cincinnati, Ohio 45238


I wish to extend my thanks and official commendation to you for the following:

You volunteered to participate in a two-week Traffic Enforcement Blitz from October 9, 2022, to October 22, 2022. During that time, you were detailed to the Traffic Unit to conduct high visibility enforcement in locations identified by data driven analytics and community input in areas experiencing a high number of hazardous moving violations and traffic accidents.

During the two-week period, the Traffic Enforcement Blitz resulted in 345 hazardous moving violations, 101 driver license violations, and 55 arrests.

You are deserving of this commendation for your dedication to duty and teamwork, which resulted in a successful citywide safety initiative.

Sincerely,



Lieutenant Colonel Michael K. John
Patrol Bureau Commander

December 12, 2022

Police Officer Justin Shields
District Three
2300 Ferguson Road
Cincinnati, Ohio 45238

I wish to extend my thanks and official commendation to you for the following:

You volunteered to participate in a two-week Traffic Enforcement Blitz from October 9, 2022, to October 22, 2022. During that time, you were detailed to the Traffic Unit to conduct high visibility enforcement in locations identified by data driven analytics and community input in areas experiencing a high number of hazardous moving violations and traffic accidents.

During the two-week period, the Traffic Enforcement Blitz resulted in 345 hazardous moving violations, 101 driver license violations, and 55 arrests.

You are deserving of this commendation for your dedication to duty and teamwork, which resulted in a successful citywide safety initiative.

Sincerely,



Lieutenant Colonel Michael K. John
Patrol Bureau Commander

December 12, 2022

Police Officer Benjamin Gunn
District Four
4150 Reading Road
Cincinnati, Ohio 45229

I wish to extend my thanks and official commendation to you for the following:

You volunteered to participate in a two-week Traffic Enforcement Blitz from October 9, 2022, to October 22, 2022. During that time, you were detailed to the Traffic Unit to conduct high visibility enforcement in locations identified by data driven analytics and community input in areas experiencing a high number of hazardous moving violations and traffic accidents.

During the two-week period, the Traffic Enforcement Blitz resulted in 345 hazardous moving violations, 101 driver license violations, and 55 arrests.

You are deserving of this commendation for your dedication to duty and teamwork, which resulted in a successful citywide safety initiative.

Sincerely,



Lieutenant Colonel Michael K. John
Patrol Bureau Commander

December 12, 2022

Police Officer Samuel Myres
District Four
4150 Reading Road
Cincinnati, Ohio 45229


I wish to extend my thanks and official commendation to you for the following:

You volunteered to participate in a two-week Traffic Enforcement Blitz from October 9, 2022, to October 22, 2022. During that time, you were detailed to the Traffic Unit to conduct high visibility enforcement in locations identified by data driven analytics and community input in areas experiencing a high number of hazardous moving violations and traffic accidents.

During the two-week period, the Traffic Enforcement Blitz resulted in 345 hazardous moving violations, 101 driver license violations, and 55 arrests.

You are deserving of this commendation for your dedication to duty and teamwork, which resulted in a successful citywide safety initiative.

Sincerely,



Lieutenant Colonel Michael K. John
Patrol Bureau Commander

December 12, 2022

Police Officer Ryan Neiheisel
District Five
5837 Hamilton Avenue
Cincinnati, Ohio 45224


I wish to extend my thanks and official commendation to you for the following:

You volunteered to participate in a two-week Traffic Enforcement Blitz from October 9, 2022, to October 22, 2022. During that time, you were detailed to the Traffic Unit to conduct high visibility enforcement in locations identified by data driven analytics and community input in areas experiencing a high number of hazardous moving violations and traffic accidents.

During the two-week period, the Traffic Enforcement Blitz resulted in 345 hazardous moving violations, 101 driver license violations, and 55 arrests.

You are deserving of this commendation for your dedication to duty and teamwork, which resulted in a successful citywide safety initiative.

Sincerely,



Lieutenant Colonel Michael K. John
Patrol Bureau Commander

December 12, 2022

Police Officer Andrew Turnbull
District Five
5837 Hamilton Avenue
Cincinnati, Ohio 45224


I wish to extend my thanks and official commendation to you for the following:

You volunteered to participate in a two-week Traffic Enforcement Blitz from October 9, 2022, to October 22, 2022. During that time, you were detailed to the Traffic Unit to conduct high visibility enforcement in locations identified by data driven analytics and community input in areas experiencing a high number of hazardous moving violations and traffic accidents.

During the two-week period, the Traffic Enforcement Blitz resulted in 345 hazardous moving violations, 101 driver license violations, and 55 arrests.

You are deserving of this commendation for your dedication to duty and teamwork, which resulted in a successful citywide safety initiative.

Sincerely,



Lieutenant Colonel Michael K. John
Patrol Bureau Commander