

City and County of Honolulu  
Department of the Medical Examiner

Annual Statistical Report  
July 1, 2020 to June 30, 2021

June 2023  
(Last amendment: 11/28/23)

Department of the Medical Examiner  
Annual Statistical Report  
July 1, 2020 to June 30, 2021

**Total death notification**

Jurisdiction accepted	1,242
Jurisdiction declined	2,025
<hr/>	
Total deaths notified	3,267

**Death scenes investigated** 644

**Bodies transported to the morgue**

Jurisdiction cases body transported to the morgue	1,074
Storage cases (non-jurisdiction cases)	43
<hr/>	
Total bodies transported to the morgue	1,117

**Manner of death**

Natural	555
Accident	504
Suicide	125
Homicide	28
Undetermined	30
<hr/>	
Total cases accepted	1,242

**Types of procedures**

Autopsy	433
External examinations	641
Medical records review	168
<hr/>	
Total procedures	1,242

Department of the Medical Examiner  
Annual Statistical Report  
July 1, 2020 to June 30, 2021

**Histology**

Cases where histology ordered	203
-------------------------------	-----

**Toxicology**

Cases where toxicology performed	864
----------------------------------	-----

**Unclaimed remains**

State-assisted cremation	116
--------------------------	-----

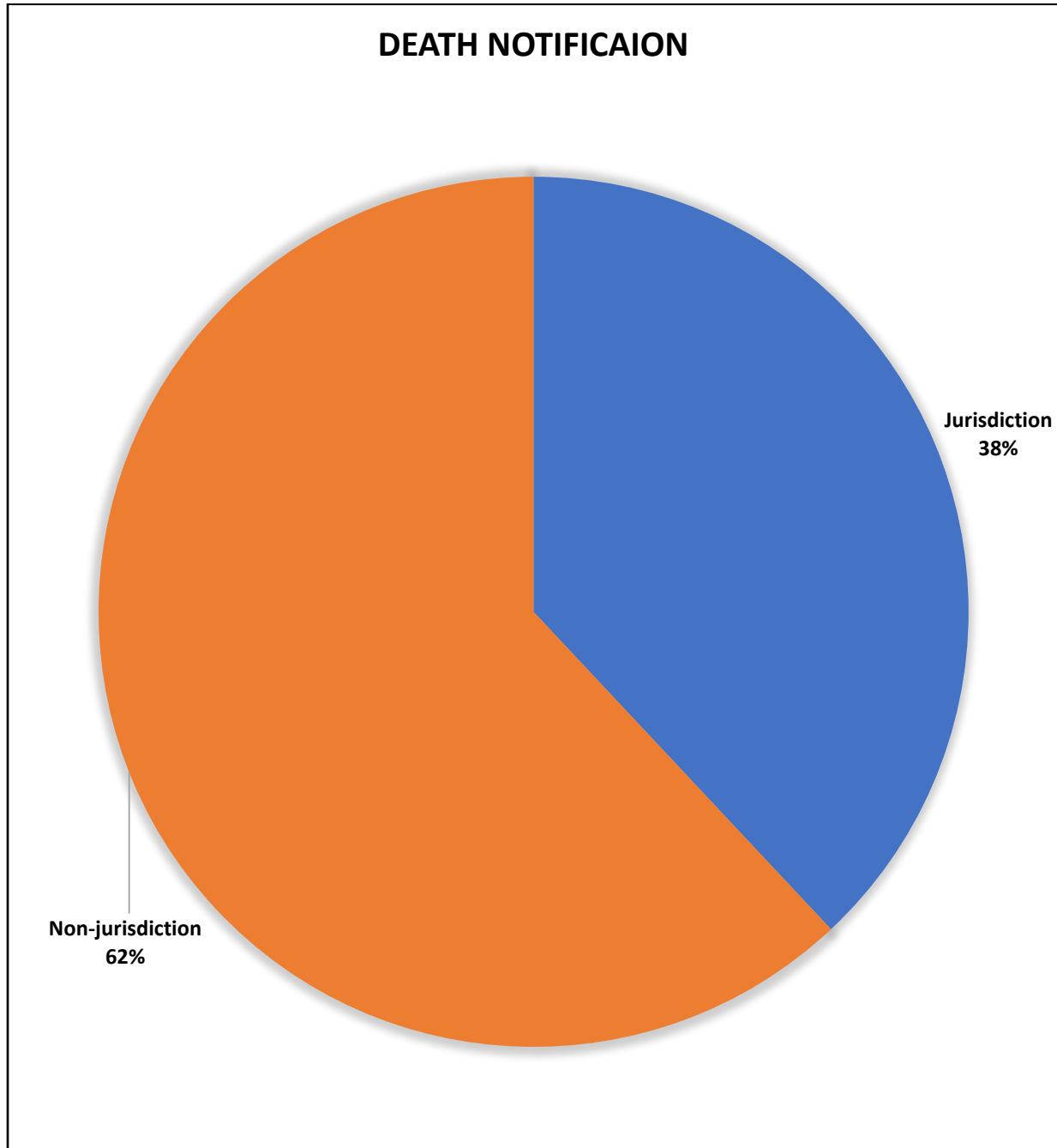
<b>Unidentified remains</b>	<b>5</b>
-----------------------------	----------

<b>Organ and tissue donations</b>	<b>49</b>
-----------------------------------	-----------

Department of the Medical Examiner  
Annual Statistical Report  
July 1, 2020 to June 30, 2021

**Death notification**

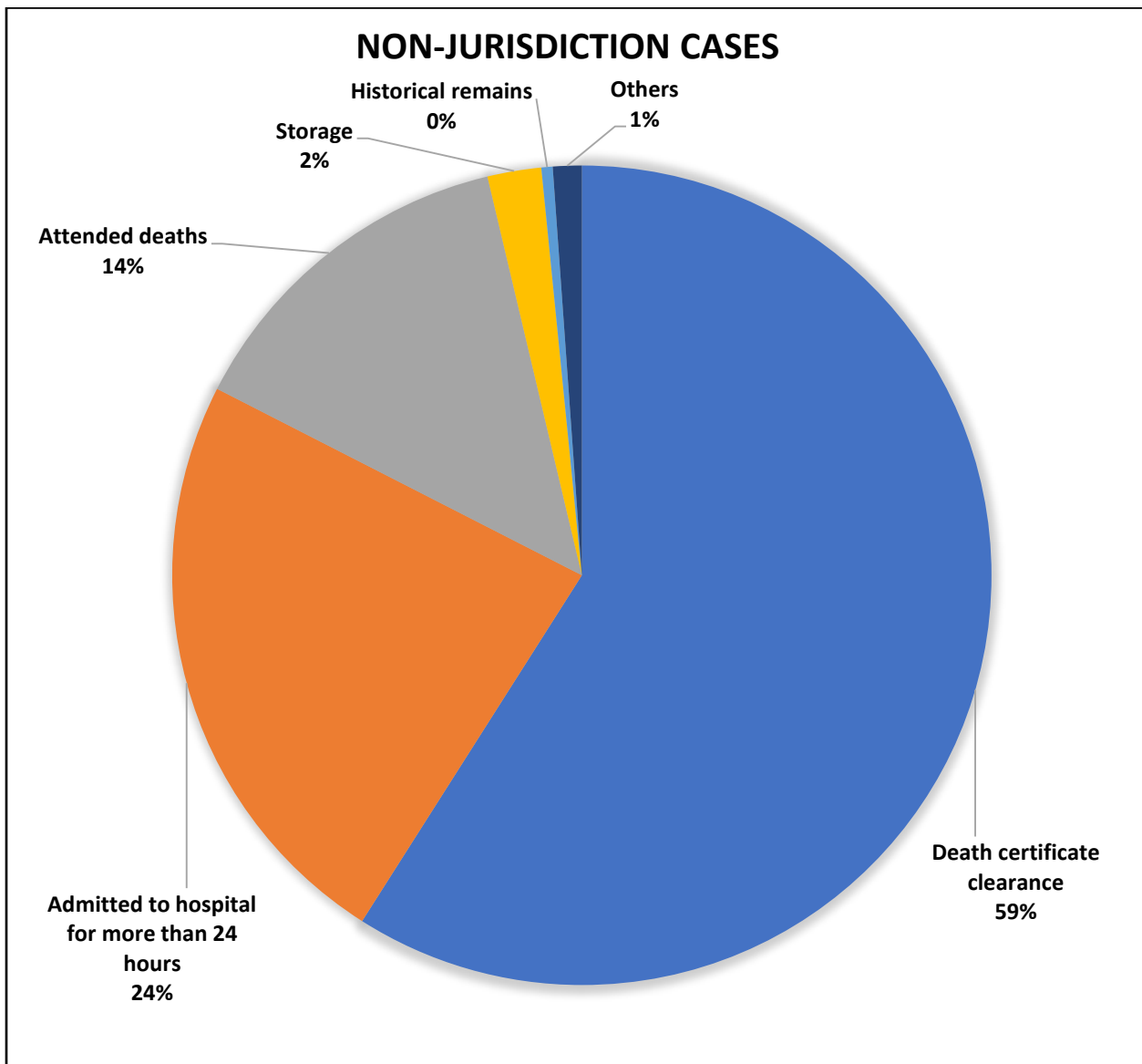
Type of case	Cases
Jurisdiction	1,242
Non-jurisdiction	2,025
Total death notifications	3,267



Department of the Medical Examiner  
Annual Statistical Report  
July 1, 2020 to June 30, 2021

**Non-jurisdiction cases**

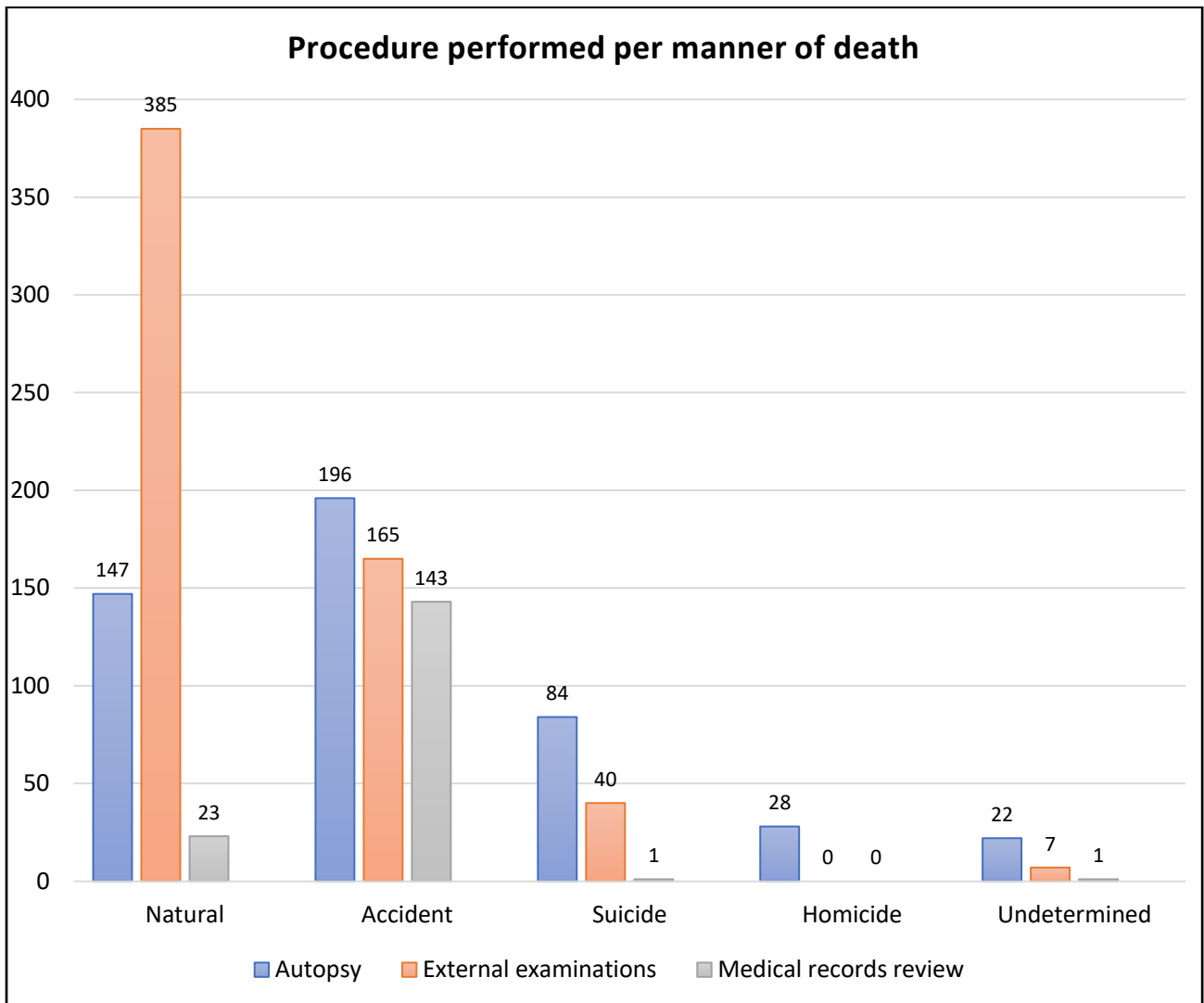
Non-jurisdiction cases	Cases	Total
Death certificate clearance	1,195	
Admitted to hospital for less than 24 hours	476	
Attended deaths	279	
Storage	43	
Historical remains	9	
Others	23	
Total non-jurisdiction cases		2,025



Department of the Medical Examiner  
Annual Statistical Report  
July 1, 2020 to June 30, 2021

**Procedure performed per manner of death**

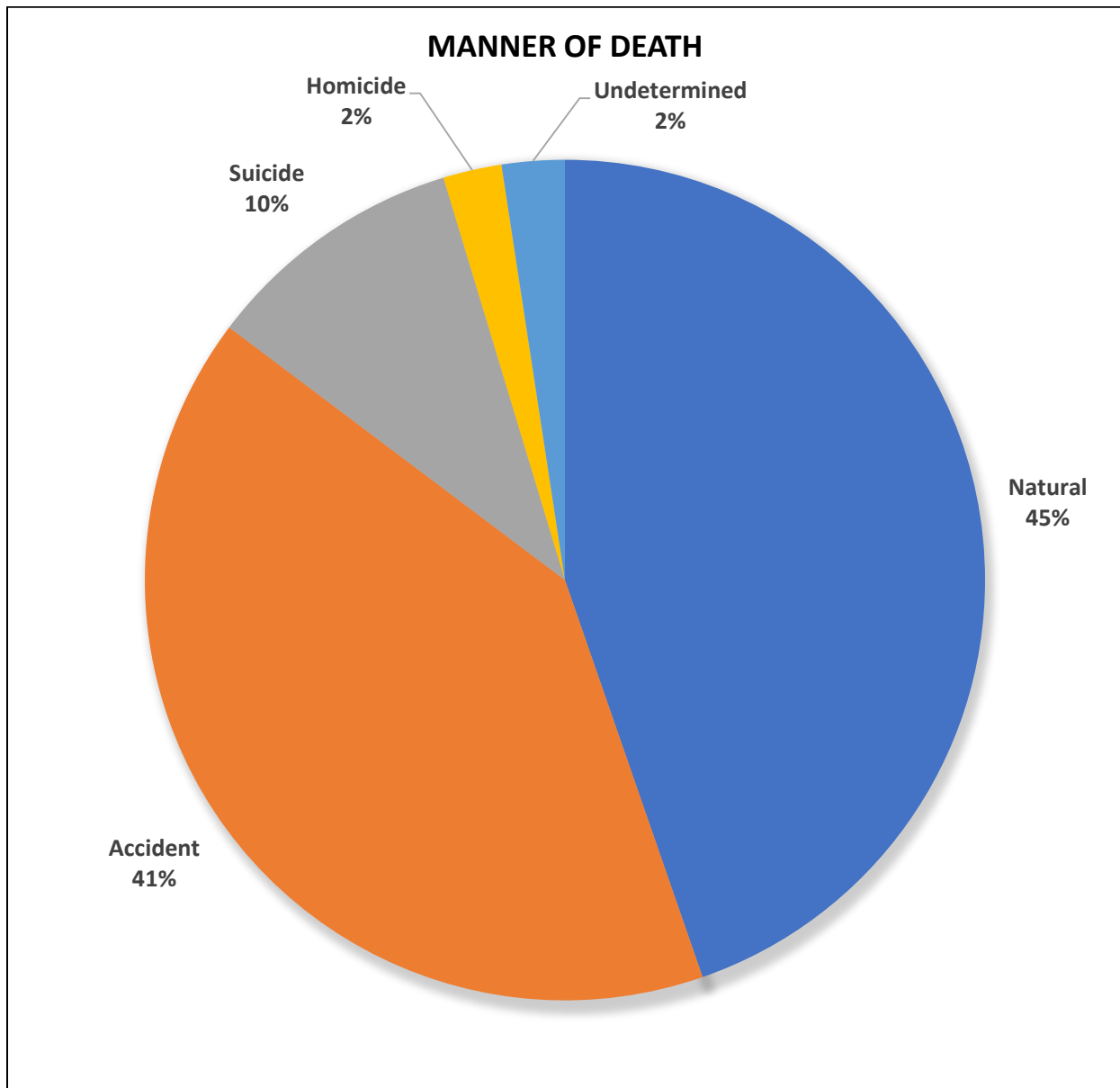
Manner of death	Autopsy	External examinations	Medical records review	Total
Natural	147	385	23	555
Accident	196	165	143	504
Suicide	84	40	1	125
Homicide	28	0	0	28
Undetermined	22	7	1	30
Total jurisdictional cases	477	597	168	1,242



Department of the Medical Examiner  
Annual Statistical Report  
July 1, 2020 to June 30, 2021

**Manner of death**

Manner of death	Total
Natural	555
Accident	504
Suicide	125
Homicide	28
Undetermined	30
Total cases accepted	1,242

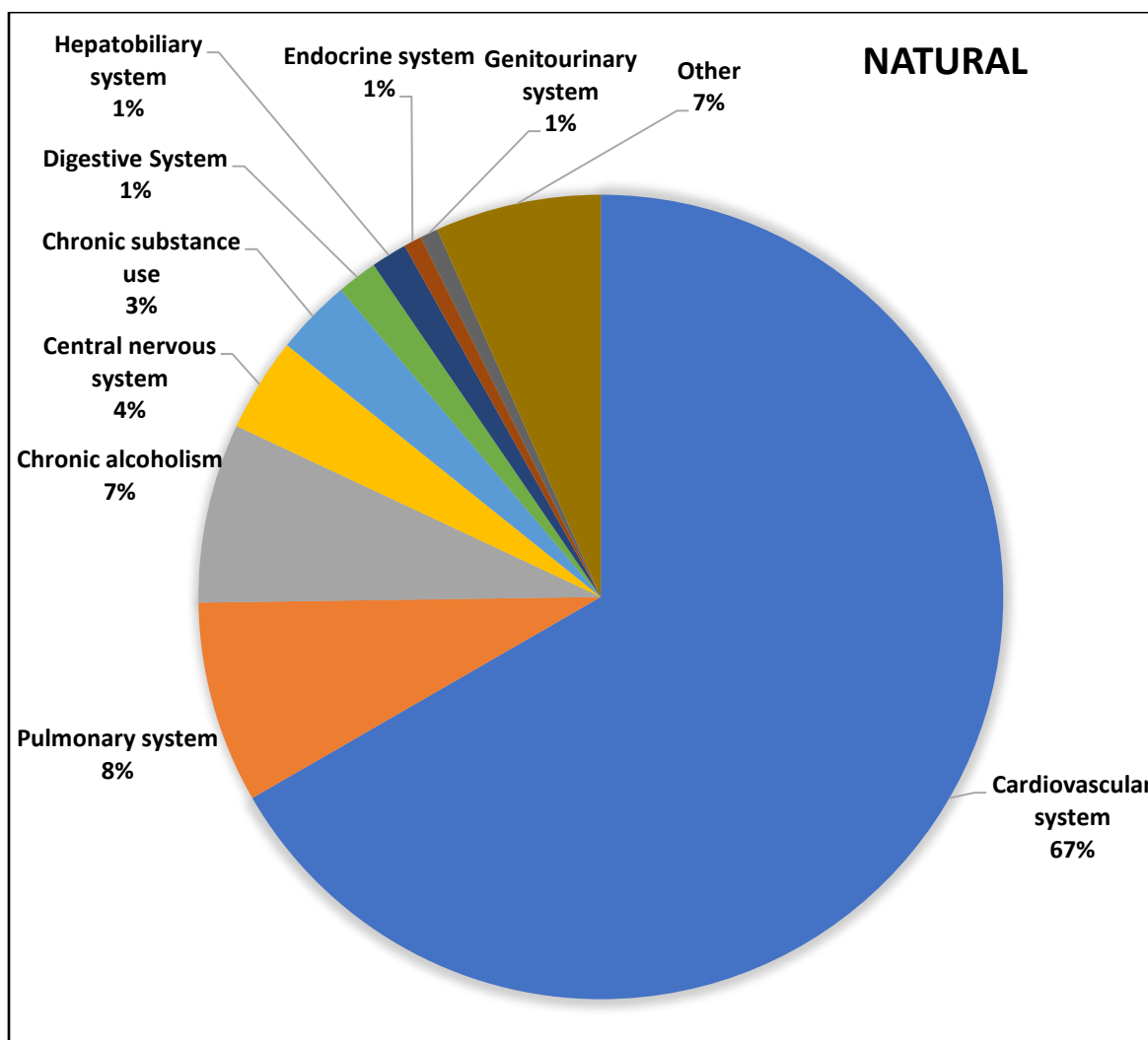


Department of the Medical Examiner  
Annual Statistical Report  
July 1, 2020 to June 30, 2021

### Natural

Manner of death category	Cases
Cardiovascular system	370
Pulmonary system	45*
Chronic alcoholism	40
Central nervous system	21
Chronic substance use	17
Digestive System	9
Hepatobiliary system	8
Endocrine system	4
Genitourinary system	4
Other	37
Total cases	555

\* Including 21 cases of COVID-19

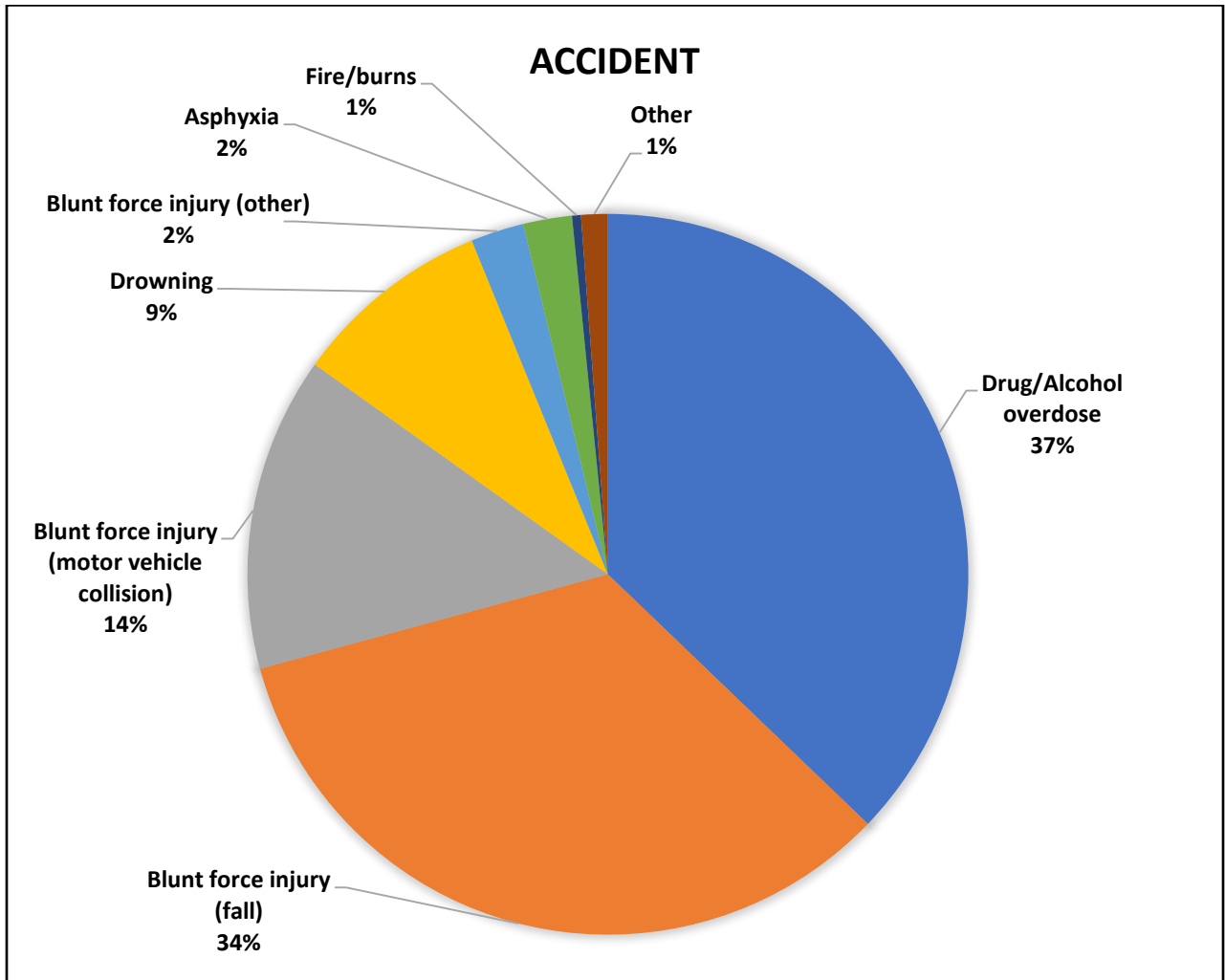




Department of the Medical Examiner  
Annual Statistical Report  
July 1, 2020 to June 30, 2021

**Accident**

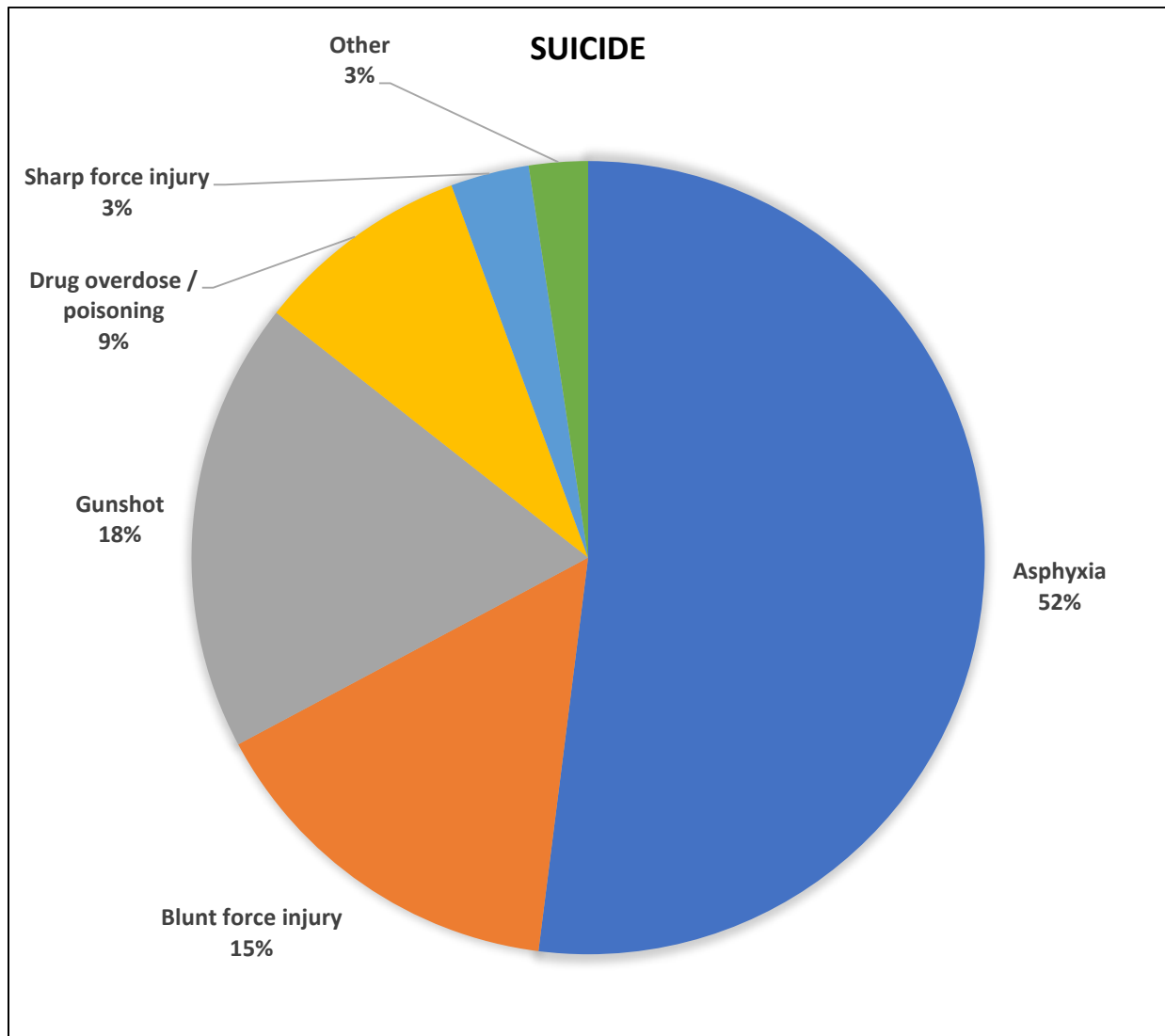
Manner of death category	Cases
Drug/Alcohol overdose	187
Blunt force injury (fall)	169
Blunt force injury (motor vehicle collision)	71
Drowning	45
Blunt force injury (other)	12
Asphyxia	11
Fire/burns	2
Other	7
Total cases	504



Department of the Medical Examiner  
Annual Statistical Report  
July 1, 2020 to June 30, 2021

**Suicide**

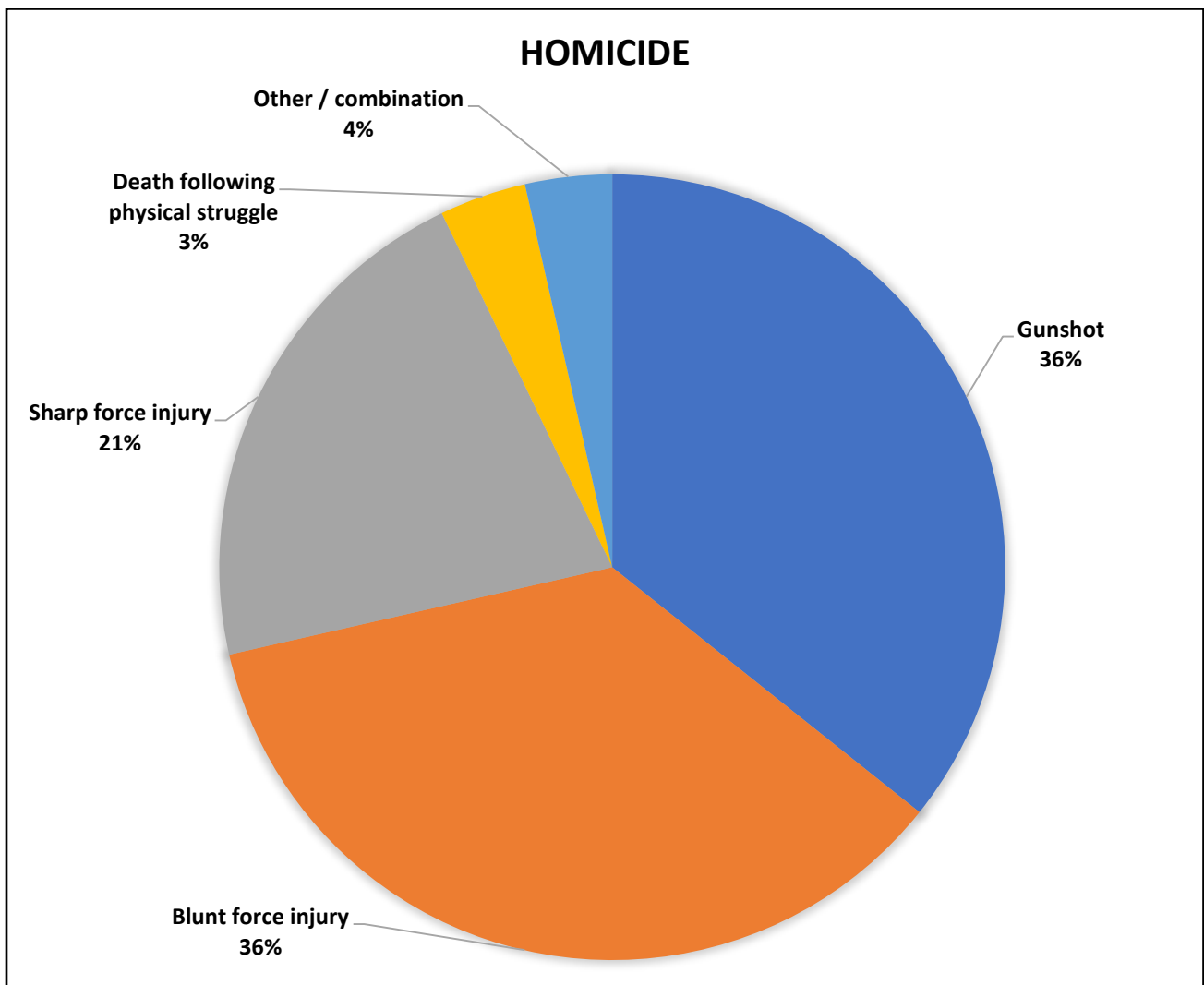
Manner of death category	Cases
Asphyxia	65
Blunt force injury	19
Gunshot	23
Drug overdose / poisoning	11
Sharp force injury	4
Other	3
Total cases	125



Department of the Medical Examiner  
Annual Statistical Report  
July 1, 2020 to June 30, 2021

**Homicide**

Manner of death category	Cases
Gunshot	10
Blunt force injury	10
Sharp force injury	6
Death following physical struggle	1
Other / combination	1
Total cases	28



Department of the Medical Examiner  
Annual Statistical Report  
July 1, 2020 to June 30, 2021

**Undetermined**

Manner of death category	Cases
Possible non-natural etiology / severe decomposition	15
Unexplained infant/child death	5
Drowning	4
Traumatic injury	3
Drug/poisoning	3
Total cases	30

