

City and County of Honolulu  
Department of the Medical Examiner

Annual Statistical Report  
July 1, 2023 to June 30, 2024

July 2025

Department of the Medical Examiner  
Annual Statistical Report  
July 1, 2023 to June 30, 2024

**Total death notification**

Jurisdiction accepted	1,324
Jurisdiction declined	2,208
<hr/>	
Total deaths notified	3,532

Death scenes investigated 836

**Bodies transported to the morgue\***

Jurisdiction cases body transported to the morgue	1,076
Storage cases (non-jurisdiction cases)	46
<hr/>	
Total bodies transported to the morgue	1,122

\* All bodies were transported by order of the Department.

**Manner of death**

Natural	605
Accident	533
Suicide	121
Homicide	40
Undetermined	25
<hr/>	
Total cases accepted	1,324

Department of the Medical Examiner  
Annual Statistical Report  
July 1, 2023 to June 30, 2024

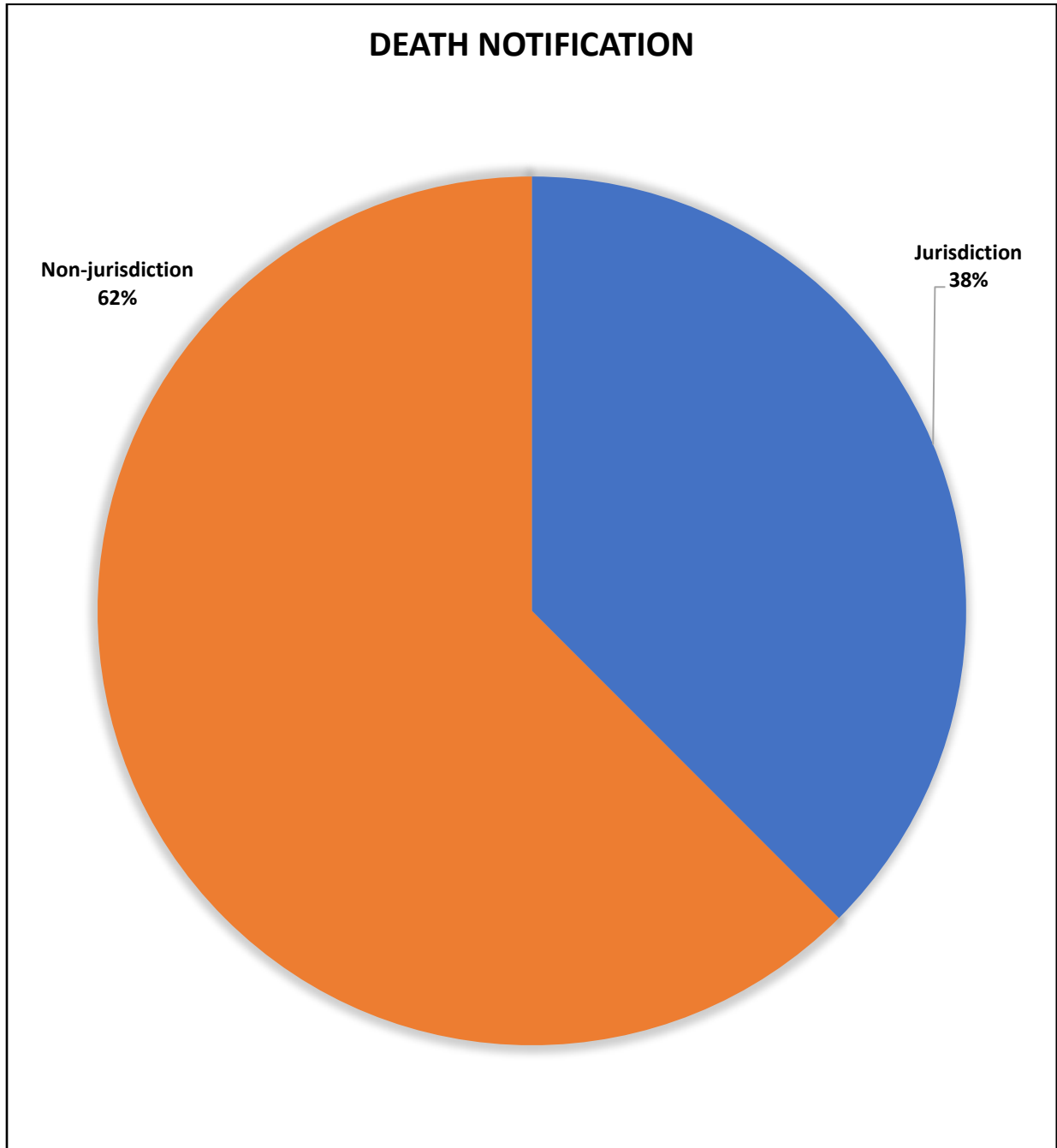
**Types of procedures**

Full autopsy	425
Partial autopsy	53
External examination	631
Medical records review	215
<hr/>	
Total procedures	1,324
Cases where histology ordered	224
Cases where toxicology performed	876
State-assisted cremation	99
Unidentified remains	3
Organ and tissue donations	113
Hospital autopsies retained under jurisdiction	0
Exhumation	0

Department of the Medical Examiner  
Annual Statistical Report  
July 1, 2023 to June 30, 2024

**Death notification**

Type of case	Cases
Jurisdiction	1,324
Non-jurisdiction	2,208
Total death notifications	3,532

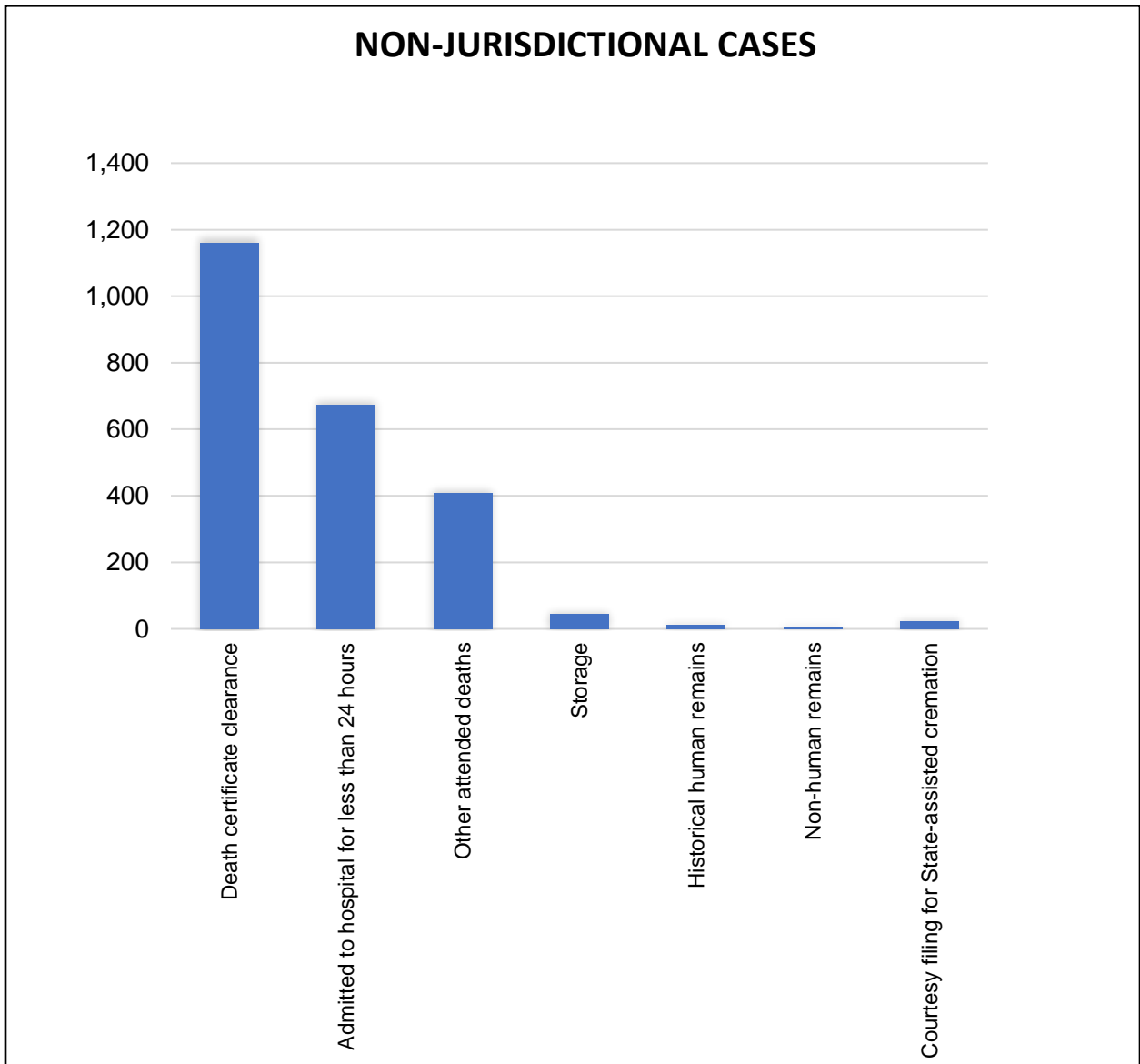


Department of the Medical Examiner  
Annual Statistical Report  
July 1, 2023 to June 30, 2024

**Non-jurisdictional cases**

Non-jurisdiction cases*	Cases
Death certificate clearance	1,161
Admitted to hospital for less than 24 hours	675
Other attended deaths	408
Storage	46
Historical human remains	12
Non-human remains	6
Courtesy filing for State-assisted cremation	23
<b>Total</b>	<b>2,331*</b>

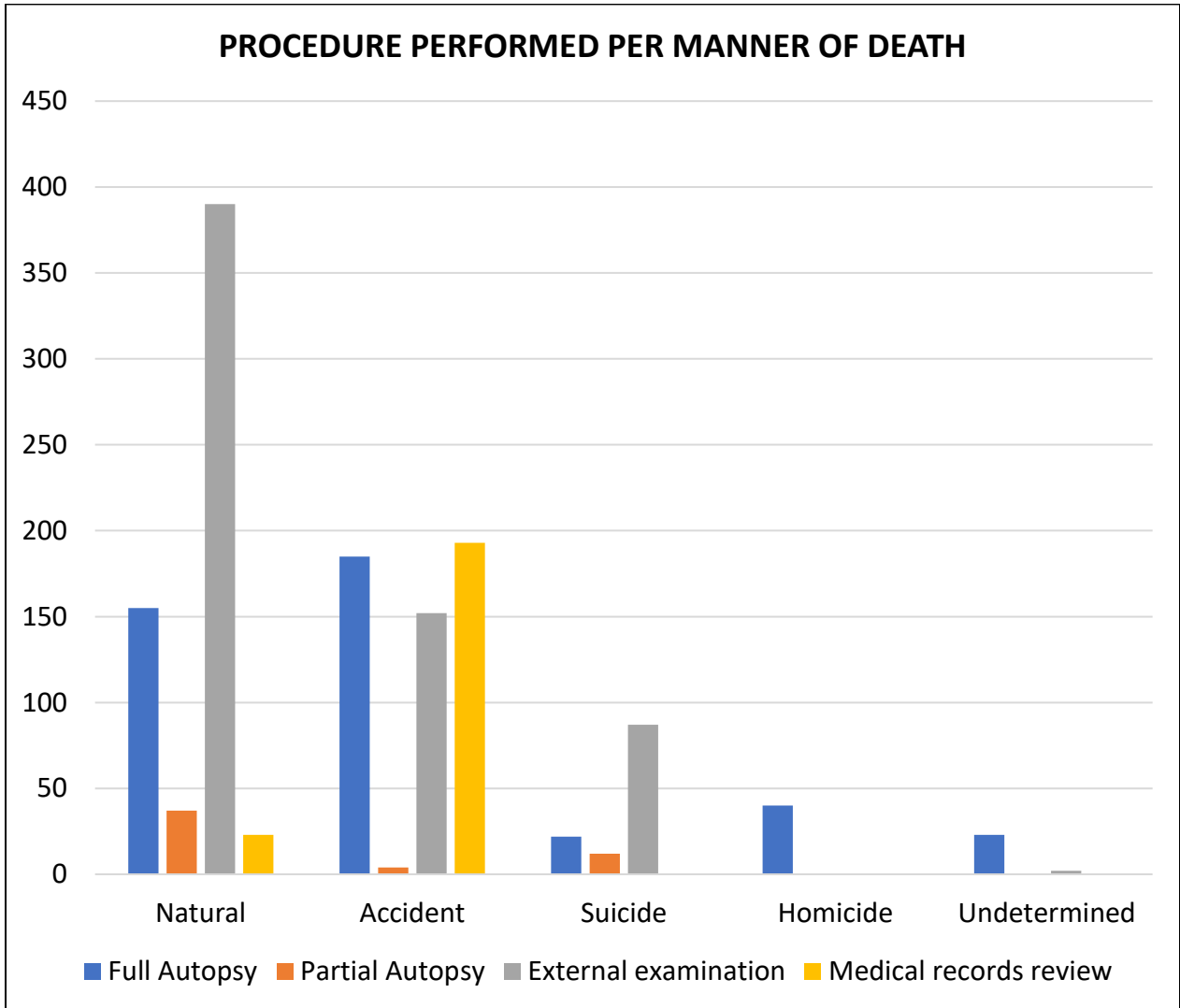
\* There is overlap. The total number of non-jurisdictional cases is 2,208.



Department of the Medical Examiner  
Annual Statistical Report  
July 1, 2023 to June 30, 2024

**Procedure performed per manner of death**

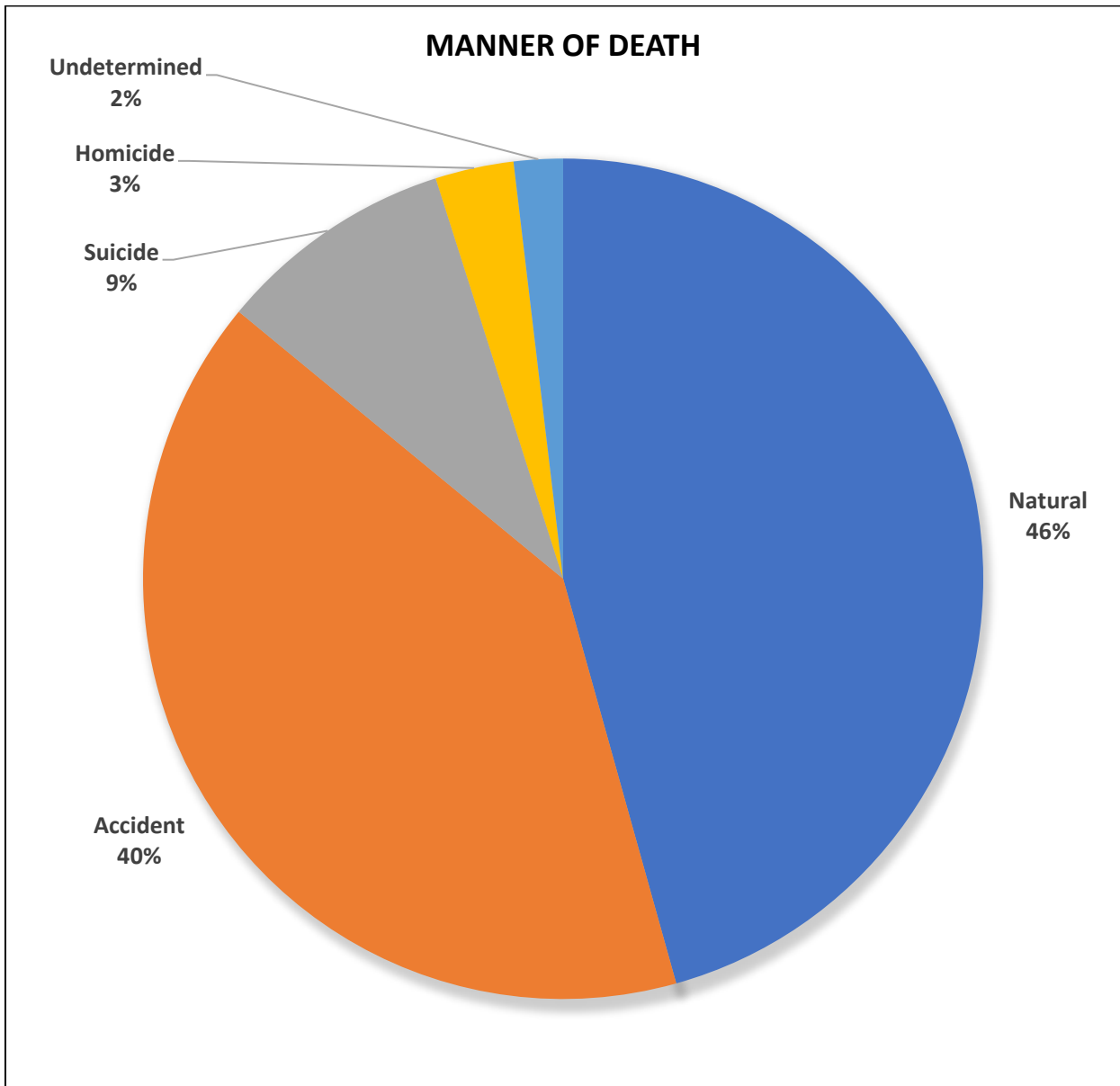
Manner of death	Full Autopsy	Partial Autopsy	External examination	Medical records review	Total
Natural	155	37	390	23	605
Accident	185	4	152	192	533
Suicide	22	12	87	0	121
Homicide	40	0	0	0	40
Undetermined	23	0	2	0	25
Total jurisdictional cases	425	53	631	215	1,324



Department of the Medical Examiner  
Annual Statistical Report  
July 1, 2023 to June 30, 2024

**Manner of death**

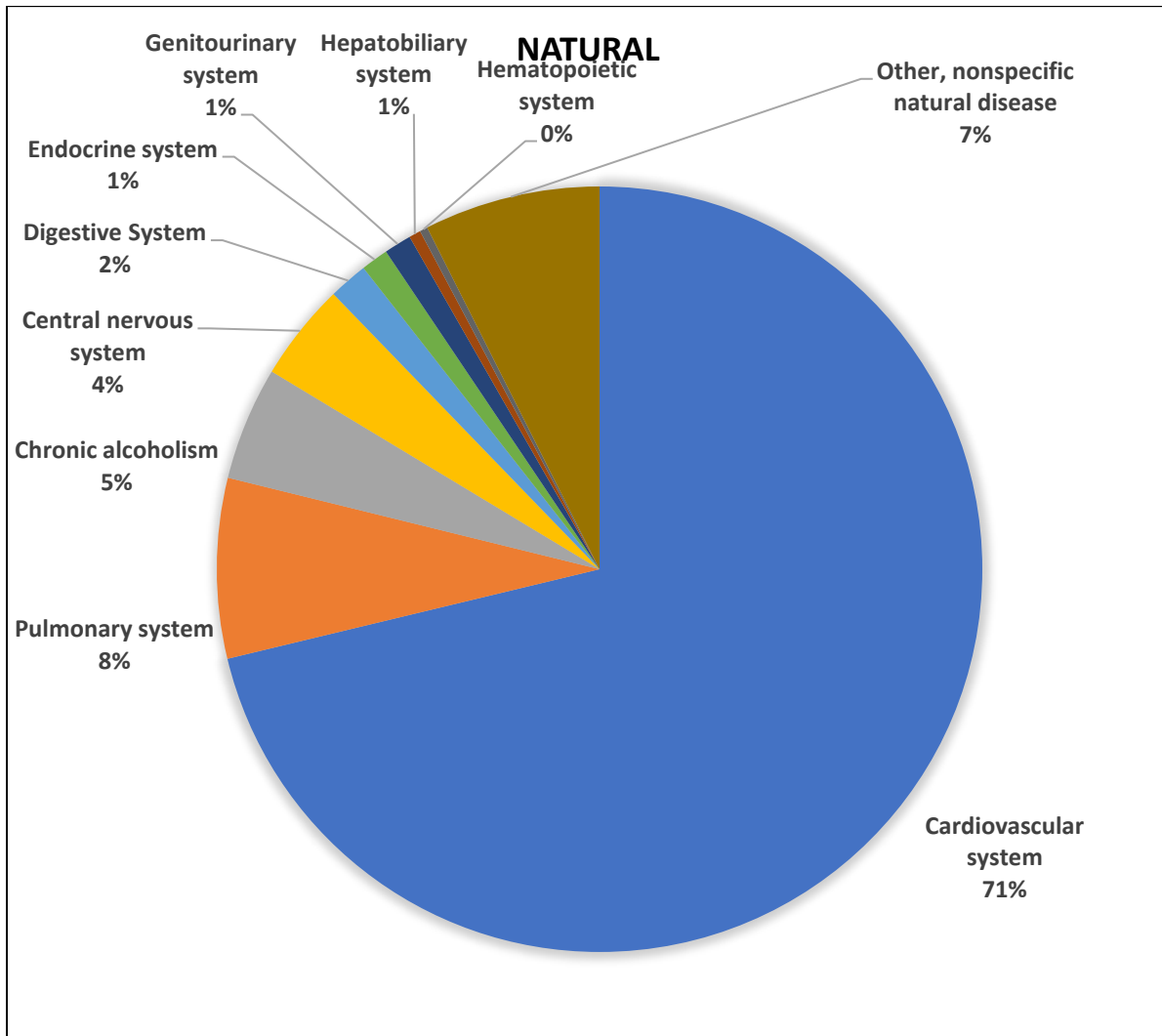
Manner of death	Total
Natural	605
Accident	533
Suicide	121
Homicide	40
Undetermined	25
Total cases	1,324



Department of the Medical Examiner  
Annual Statistical Report  
July 1, 2023 to June 30, 2024

**Natural**

Manner of death category	Cases
Cardiovascular system	431
Pulmonary system	46
Chronic alcoholism	29
Central nervous system	25
Digestive System	10
Endocrine system	7
Genitourinary system	7
Hepatobiliary system	3
Hematopoietic system	2
Other, nonspecific natural disease	45
<b>Total cases</b>	<b>605</b>

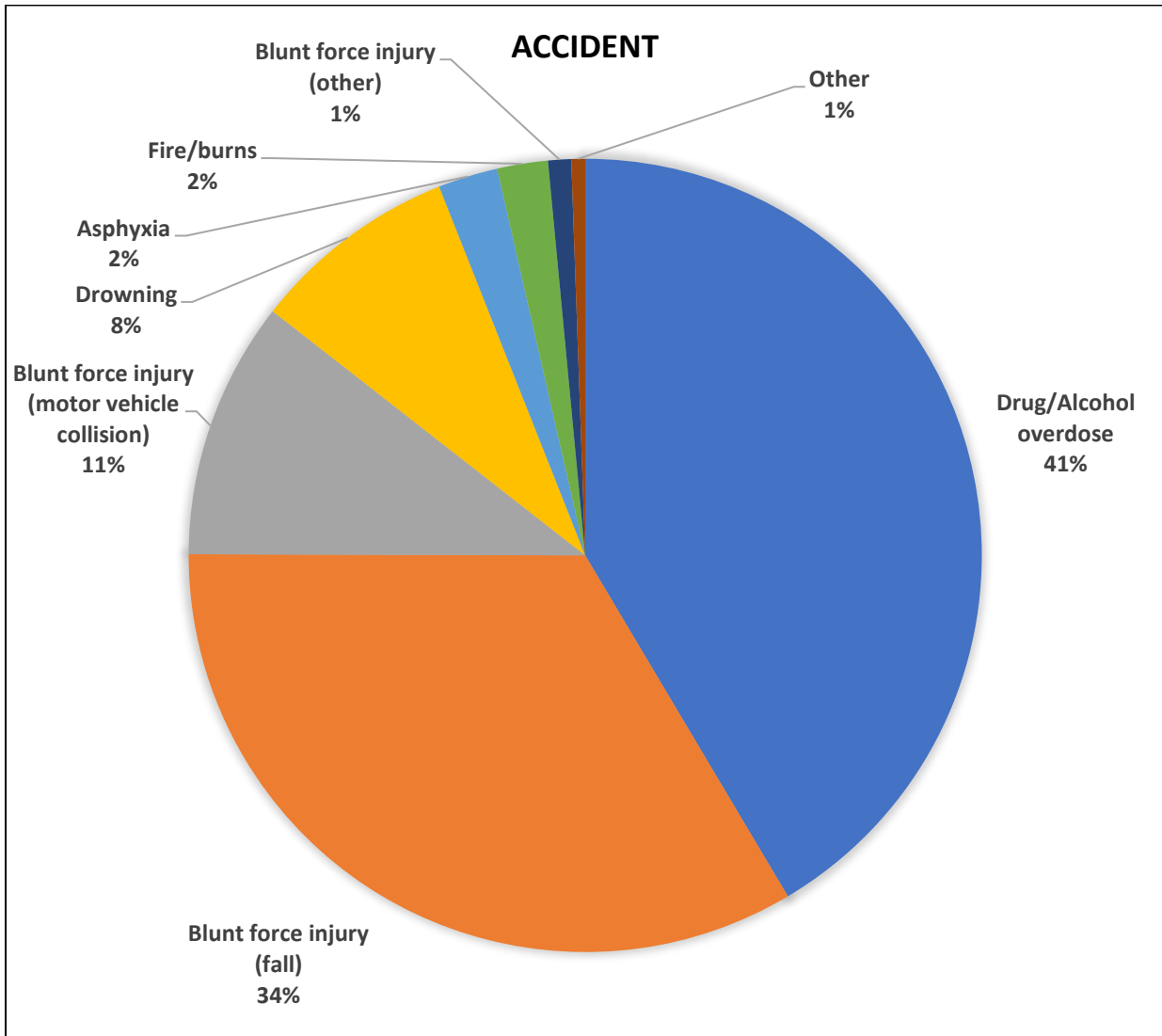




Department of the Medical Examiner  
Annual Statistical Report  
July 1, 2023 to June 30, 2024

**Accident**

Manner of death category	Cases
Drug/Alcohol overdose	221
Blunt force injury (fall)	179
Blunt force injury (motor vehicle collision)	56
Drowning	45
Asphyxia	13
Fire/burns	11
Blunt force injury (other)	5
Other	3
<b>Total cases</b>	<b>533</b>



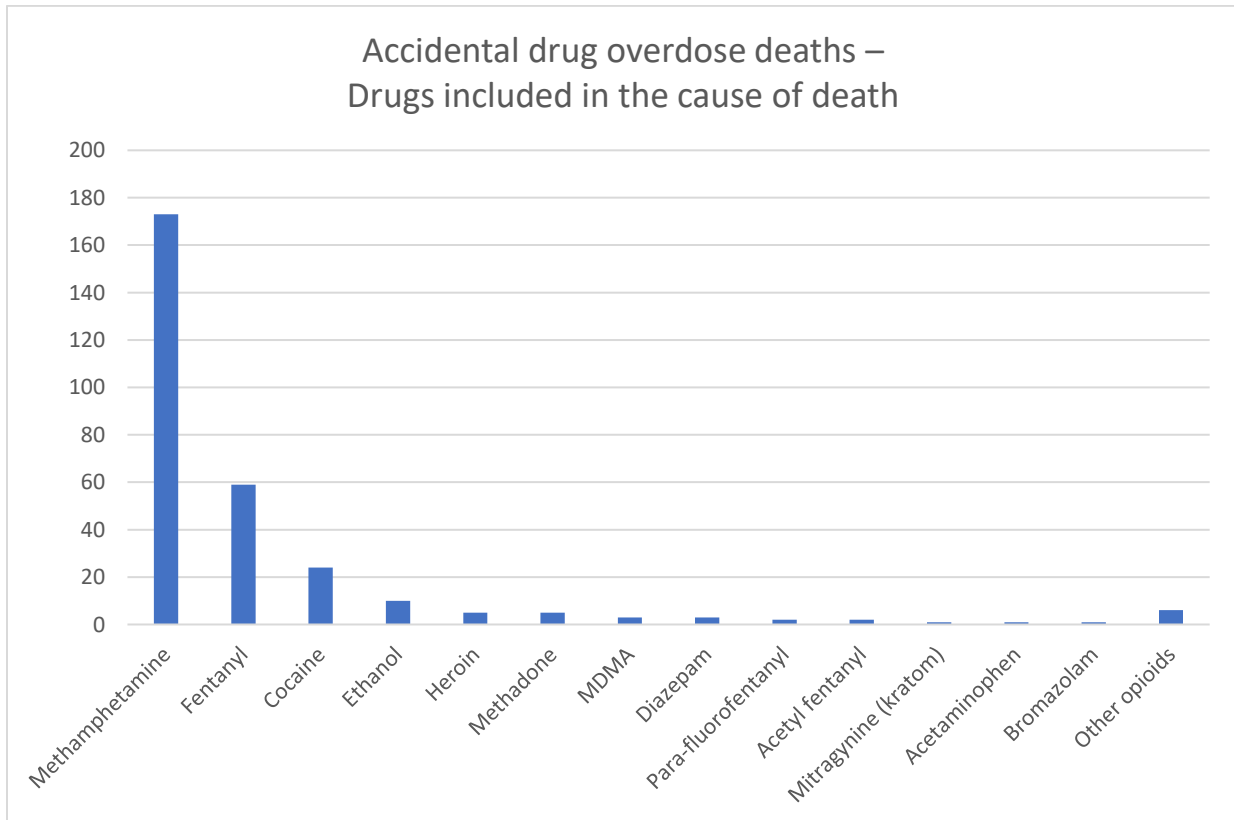
Department of the Medical Examiner  
Annual Statistical Report  
July 1, 2023 to June 30, 2024

**Accidental drug overdose deaths – Drugs included in the cause of death**

Drugs included in the cause of death	Cases
Methamphetamine	173
Fentanyl (35 with methamphetamine, 5 with cocaine, 4 with heroin)	59**
Cocaine	24
Ethanol	10
Heroin	5
Methadone	5
MDMA	3
Diazepam	3
Para-fluorofentanyl	2
Acetyl fentanyl	2
Mitragynine (kratom)	1
Acetaminophen	1
Bromazolam	1
Other opioids	6
Other drugs	9
<b>Total cases</b>	<b>304*</b>

\* There is overlap. The total number of drug overdose cases is 221.

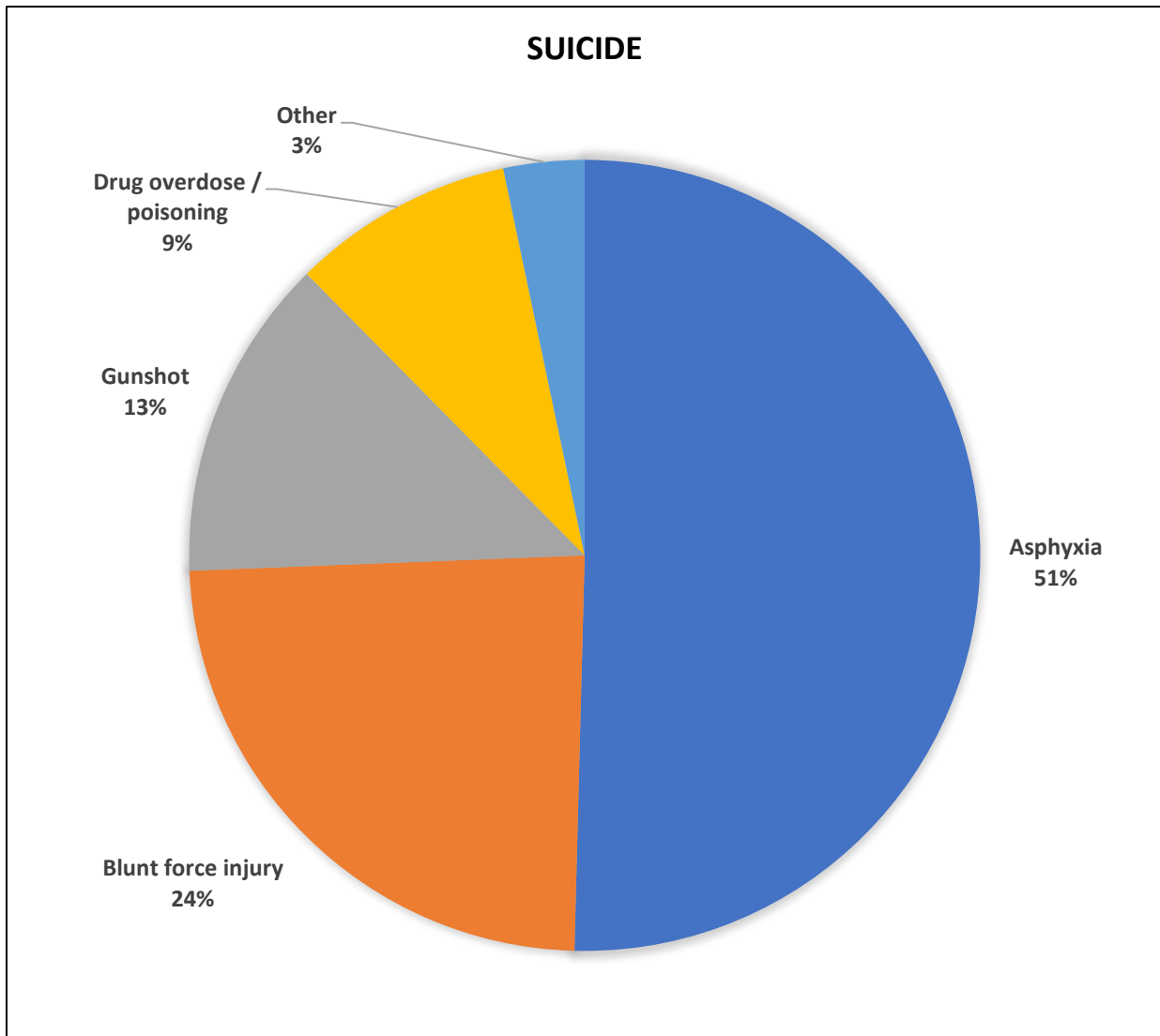
\*\* In 12 cases, fentanyl was the sole drug attributed to the cause of death.



Department of the Medical Examiner  
Annual Statistical Report  
July 1, 2023 to June 30, 2024

**Suicide**

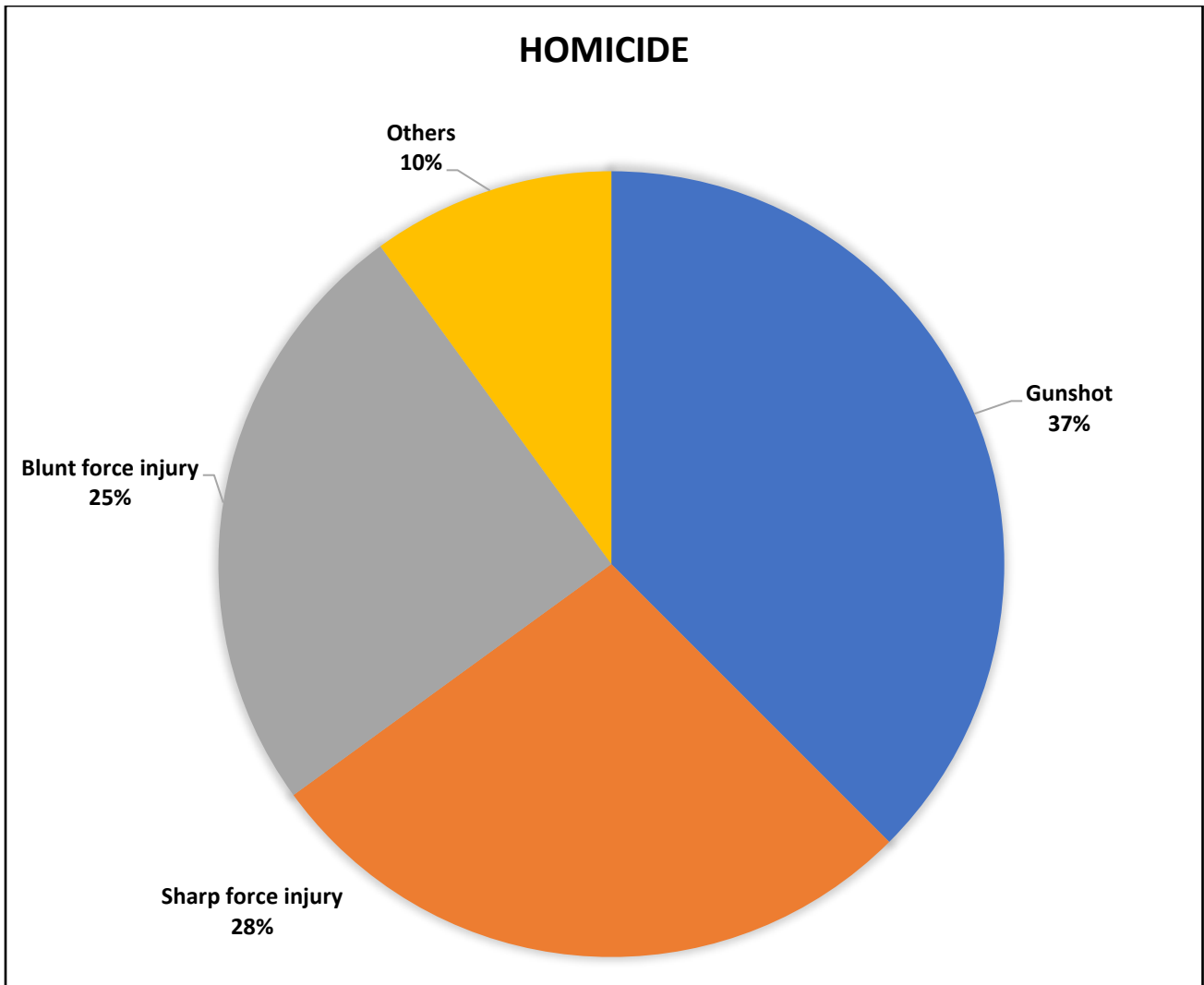
Manner of death category	Cases
Asphyxia	61
Blunt force injury	29
Gunshot	16
Drug overdose / poisoning	11
Other	4
Total cases	121



Department of the Medical Examiner  
Annual Statistical Report  
July 1, 2023 to June 30, 2024

**Homicide**

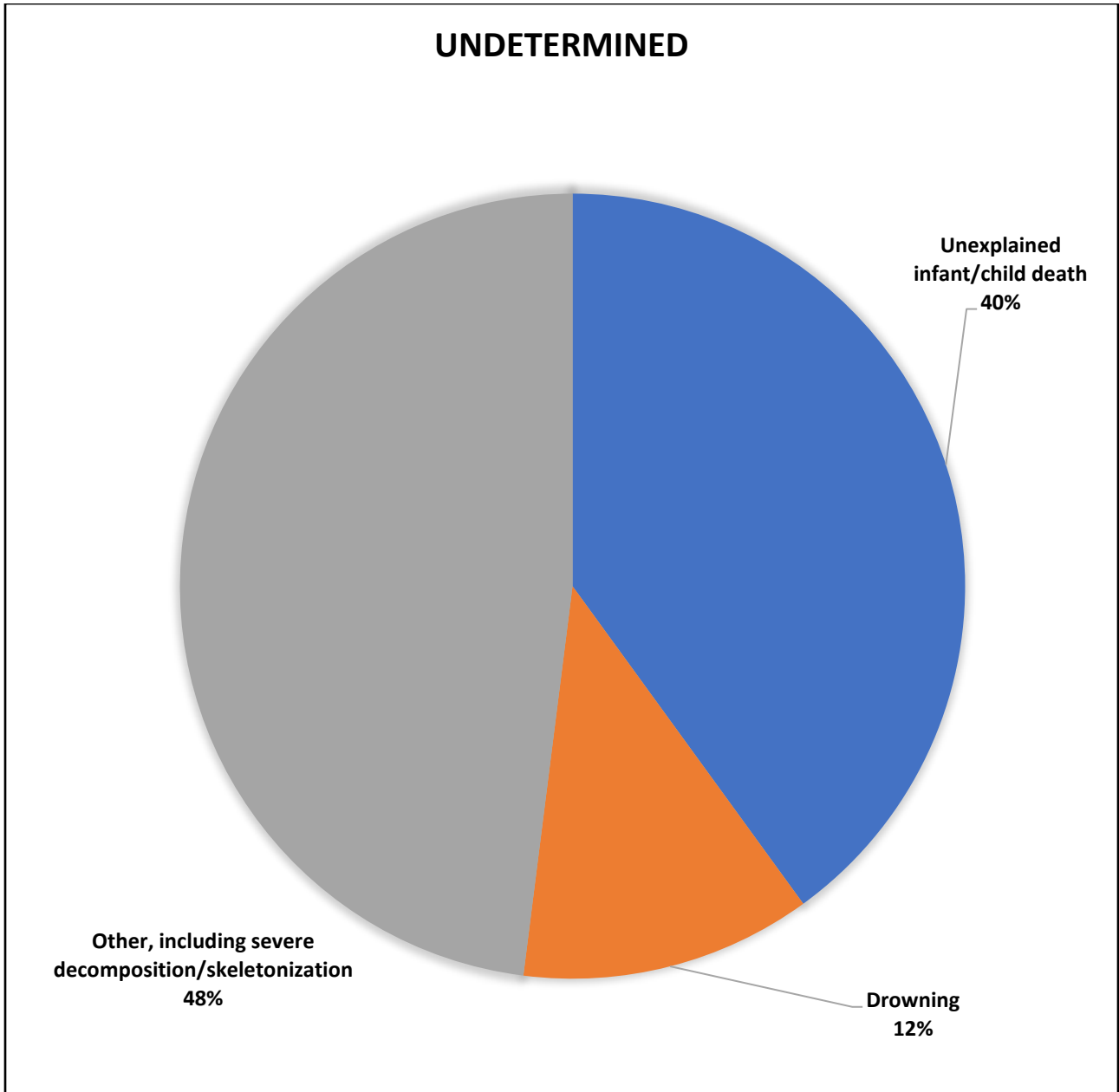
Manner of death category	Cases
Gunshot	15
Sharp force injury	11
Blunt force injury	10
Others	4
Total cases	40



Department of the Medical Examiner  
Annual Statistical Report  
July 1, 2023 to June 30, 2024

**Undetermined**

Manner of death category	Cases
Unexplained infant/child death	10
Drowning	3
Other, including severe decomposition/skeletonization	12
Total cases	25



Department of the Medical Examiner  
Annual Statistical Report  
July 1, 2023 to June 30, 2024

**Infant deaths (live birth to one year of age)**

Category (manner)	Cases
Sudden unexplained infant deaths (undetermined)	9
Natural disease (natural)	3
Blunt force injuries (homicide)	2
Total cases	14*

\*All cases received full autopsy examination.

