



## Helpful Phone Numbers

**El Paso County Sheriff's Office**  
*(Non-Emergency Dispatch Number)*  
(719) 390-5555  
epcsheriffsoffice.com

**Colorado Springs Police Department**  
*(Non-Emergency Dispatch Number)*  
(719) 444-7000  
coloradosprings.gov/police-department

**Colorado State Patrol**  
*(Non-Emergency Dispatch Number)*  
(719) 544-2424  
csp.state.co.us

**Colorado Dept. of Transportation**  
*(Road Conditions)*  
(877) 315-7623  
cotrip.org

**El Paso County Dept. of Transportation**  
(719) 520-6460

**Emergency**  
9-1-1

**WARNING!**  
This Area is Protected  
by Neighborhood  
Watch and the  
El Paso County  
Sheriff's Office



**EPSCO DISPATCH**  
**719-390-5555**

# NEIGHBORHOOD WATCH PROGRAM

---



## THE BASICS



### Crime Prevention & Neighborhood Watch Coordinator

Office: (719) 520-7151  
NeighborhoodWatch@elpasoco.com

SCAN HERE  
FOR MORE  
INFORMATION

[flowcode.com/page/crimeprevention](http://flowcode.com/page/crimeprevention)



**El Paso County Sheriff's Office**

---

27 East Vermijo Avenue  
Colorado Springs, CO 80903  
[www.epcsheriffsoffice.com](http://www.epcsheriffsoffice.com)







## Why Start a Neighborhood Watch

There are a limited number of deputies patrolling the entire county at any given time. Citizens can become extra eyes and ears for law enforcement.

Communication between you and the El Paso County Sheriff's Office will enhance the safety of your neighborhood.

There are many benefits to forming a watch group:

-  Get to know the people in your neighborhood better
-  Learn ways to make your family and your home safer
-  Be better prepared to respond to suspicious or criminal activity
-  Help make your community a better place to live by using a proactive approach to fighting crime

By forming a watch group, you make it known that you won't tolerate criminal activity in your community and you make your community less attractive for potential criminals.



## What Does a Neighborhood Watch Involve

It's actually very simple. There are three main responsibilities of Neighborhood Watch members:

### Observation, Communication and Security

**1 - Observation** is paying attention to what is happening around you. Keep an eye out for your neighbors and their property as well as your own. Residents are the best experts on what is normal and acceptable for their neighborhood.

**2 - Communication** is simply passing on your observations or information you receive. If you witness suspicious behavior or discover a crime, report it to the Sheriff's Office immediately. For emergencies, dial 9-1-1. Otherwise call the non-emergency Dispatch line at 390-5555.

**3 - Security** involves each person taking a critical look at their home, their habits and the entire neighborhood to ensure that the area is not inviting to potential criminals. This includes assessing and possibly upgrading physical security measures, lighting, and other features to create the safest environment possible.

## What is Neighborhood Watch?

Neighborhood Watch is a voluntary program whose goals are for citizens to make themselves, their families and their homes less vulnerable to crime and to increase cooperation between citizens and law enforcement to make their community safer.

## A LITTLE HISTORY...

The Neighborhood Watch Program was created in 1972 by the National Sheriffs' Association (NSA) as a way to bring together law enforcement agencies, citizens' organizations and individual residents in an effort to reduce crime in neighborhoods. Since then, communities across the United States have formed Neighborhood Watch groups and have committed themselves to making their neighborhoods safer. This program is simple and inexpensive, yet highly effective in the fight against crime.

The NSA reports that communities with active Neighborhood Watch programs show decreased occurrences of burglaries and related crimes.

## WARNING!

This Area is Protected  
by Neighborhood  
Watch and the  
El Paso County  
Sheriff's Office

