



*Incorporated Village of*  
**Floral Park**

*Nassau County, New York*

*Kevin M. Fitzgerald*  
Mayor

# Floral Park Police Department

[www.FloralParkPolice.com](http://www.FloralParkPolice.com)

## **ANNUAL REPORT** **2022**



*Stephen G. McAllister*  
Police Commissioner

*Tel: (516) 326-6400*

*One Floral Boulevard, Floral Park, NY 11001*

# TABLE OF CONTENTS

OUR MISSION, VISION & VALUES _____	1
Our Mission	
Our Vision	
Our Values	
Looking Ahead	
PERSONNEL _____	3
CALLS FOR SERVICE _____	4
CASE REPORTS _____	6
INDEX CRIMES _____	7
PARKING TICKETS _____	8
MOVING VIOLATIONS _____	10
ARRESTS _____	12
VILLAGE CODE VIOLATIONS _____	13
CRASH DATA _____	14

# OUR MISSION, VISION & VALUES

## Our Mission

*To work in partnership with the people of the Village of Floral Park to prevent crime and preserve the peace and order of Village while serving and protecting all persons, safeguarding their property and enhancing the quality of life, through professional, superior and compassionate policing.*

## Our Vision

- *It is the vision and goal of the Floral Park Police Department to continue to grow and adapt as our community changes, and to provide the highest level of service and protection to our citizens.*
- *We will provide our officers with the tools and knowledge to meet and exceed all present and future needs of Floral Park within the scope of police services.*
- *We will work in cooperation with our community to proactively address identified areas of needed improvement, and to continually provide the level of service and safety so deserved by the community we serve.*
- *We will continue to seek new partnerships, new operational methods, and new technology, applying them enthusiastically when displaying a potential that would increase the effectiveness and efficiency of the police service we provide.*

## Our Values

- **Pride** - *We take pride in offering our citizens a high level of service and protection, while courageously acting with a commitment to fairness and a continued alertness to improvement and innovation.*
- **Integrity** - *Integrity is the hallmark of the Floral Park Police Department as we are committed to the highest performance standards, ethical conduct and honesty in all our Interactions. We accept individual responsibility and accountability for our actions and decisions, standing accountable to our community and co-workers with transparency.*
- **Compassion** - *We recognize that we are the strength to people that are physically injured, emotionally strained or have been victimized. We will offer those in need compassion, sympathy, kindness and understanding of the stress that they feel.*

**The Village of Floral Park has been named the safest municipality on Long Island and second safest in New York state for 2021, according to alarms.org. The development follows a trend from 2019 that has consistently placed the village in the higher echelon for safety in the area, according to FBI crime statistics. - *The Island Now 01/27/2022***

## Looking Ahead

2022 continued to be a transitional year with the Floral Park Police Department. The year saw the retirement of four sworn members, including two sergeants, and two senior police officers. Along with these retirements, one officer was promoted to Detective, and two officers were promoted to the rank of sergeant. Along with these veterans eagerly taking up new positions, the FPPD has many new faces as the department hired six new police officers, with three having joined the ranks of the department in 2022 and three more intending to join their colleagues on patrol pending their expected graduation from the Nassau County Police Academy this spring. In total over the past four years, the department has seen the retirement of sixteen members and has hired sixteen new officers to replace them. This represents two-thirds of our patrol force. In the same period, the department has replaced the entire command staff which includes two lieutenants and six sergeants, as well as two detectives. As we say thanks and bid farewell to those who left, we are pleased to welcome our new members and excited about the new energy they and all of our veterans, whether in new positions or not, bring as we move forward to achieve our goals.

Our department continues to be made up of caring and courageous professionals that are committed to keeping the Village of Floral Park one of the safest communities in the country. Our members enjoy strong support from the community, the Village Administration, and the Village Board. It is through the public trust and support that the Police Department can provide a safe environment for our community to thrive. I am proud of the men and women of the Floral Park Police Department and feel fortunate to serve the community alongside them as we work in partnership with our community members to keep the Village of Floral Park safe.

# SUMMARY OF PERSONNEL



2022 was a transitional year for the Florals Park Police Department. In total, the agency saw the retirement of two Sergeants, and two Police Officers. These and other recent retirements led to the promotion of one officer to detective, and two

officers to the rank Sergeant. Additionally, it led to the appointment of three new Police Officers.

As of December 31, 2022, the total manpower strength of the Department was as follows:

## FULL-TIME SWORN

## PERSONNEL

• Police Commissioner	1	
• Lieutenants	2	
• Sergeants	6	
• Detectives	2	
• Police Officers	24	<b>Total Sworn: 35</b>

## FULL-TIME CIVILIAN

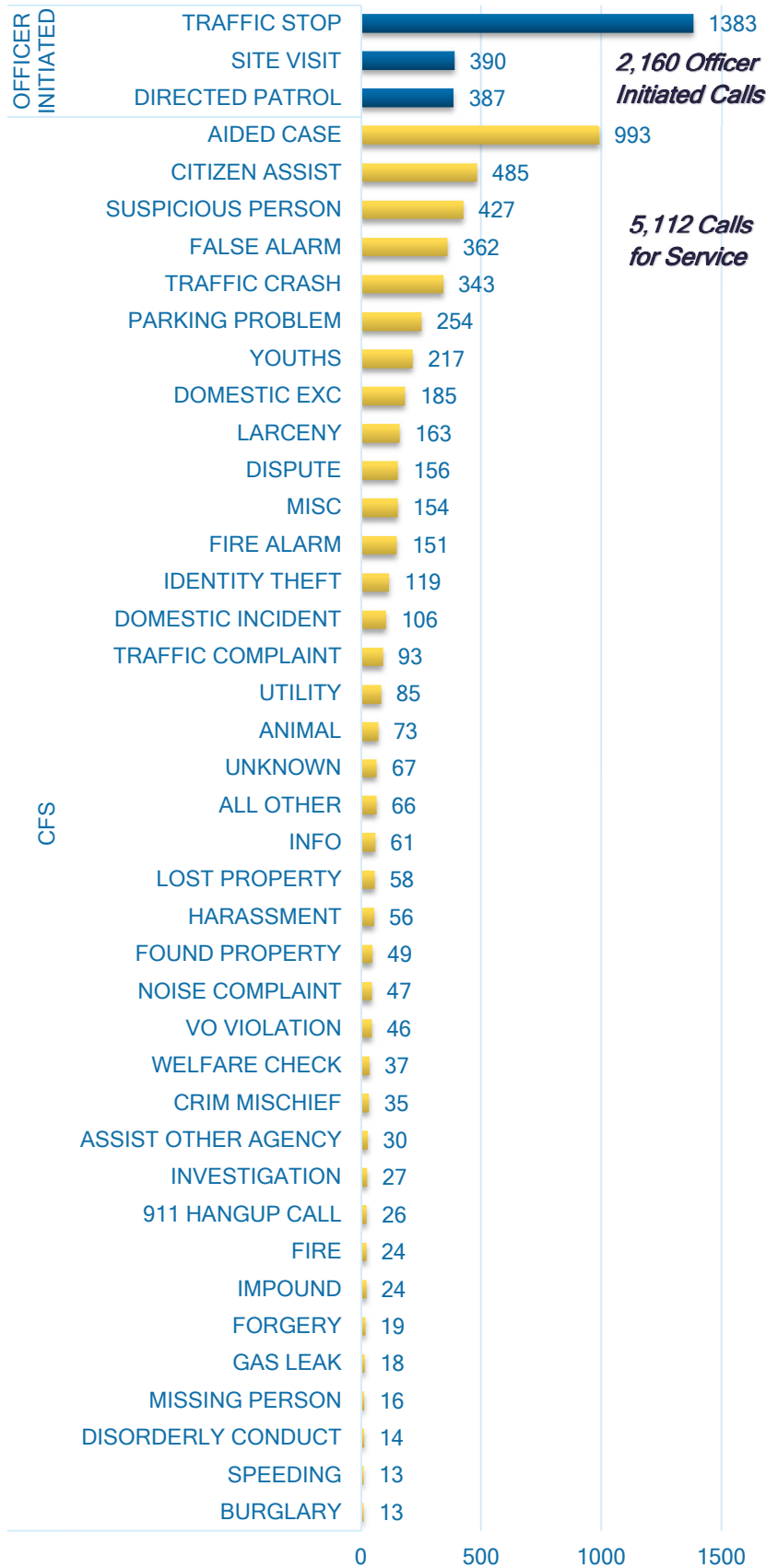
• Communications Dispatchers	6	
• Neighborhood Aides	6	<b>Total Full-Time Civilian: 12</b>

## PART-TIME CIVILIAN

• School Crossing Guards	5	
• Administrative Aide	1	<b>Total Part-Time Civilian: 6</b>

**DEPARTMENT STRENGTH: 53**

# SUMMARY OF CALLS FOR SERVICE



**5,112 total calls for service.**

*993 Aided Cases (19.4% of total),*

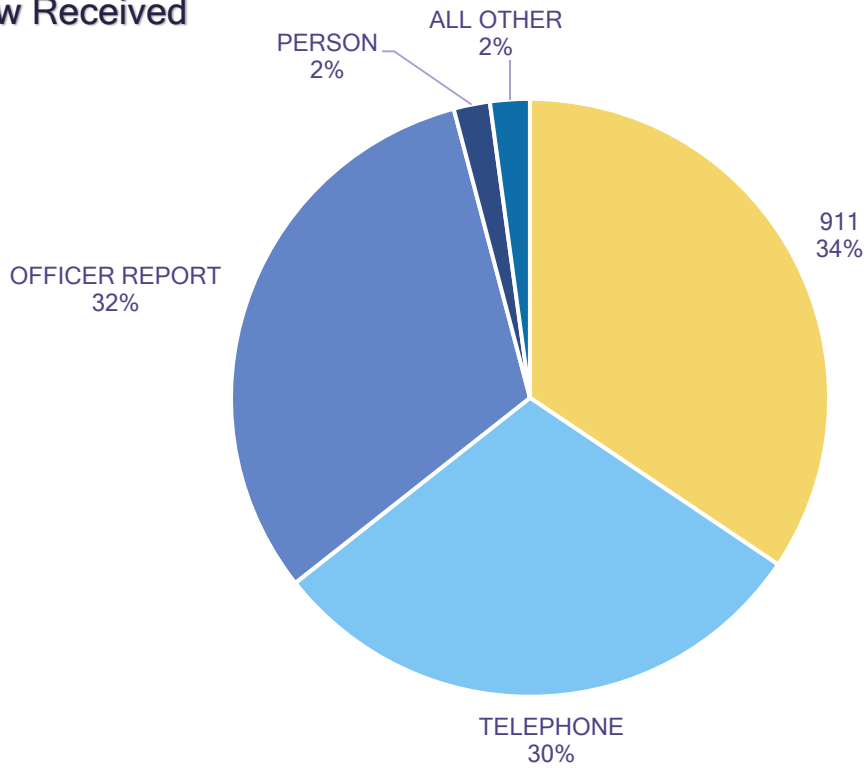
*485 Assistance calls (9.5% of total).*

The most common types of calls for service continued to include

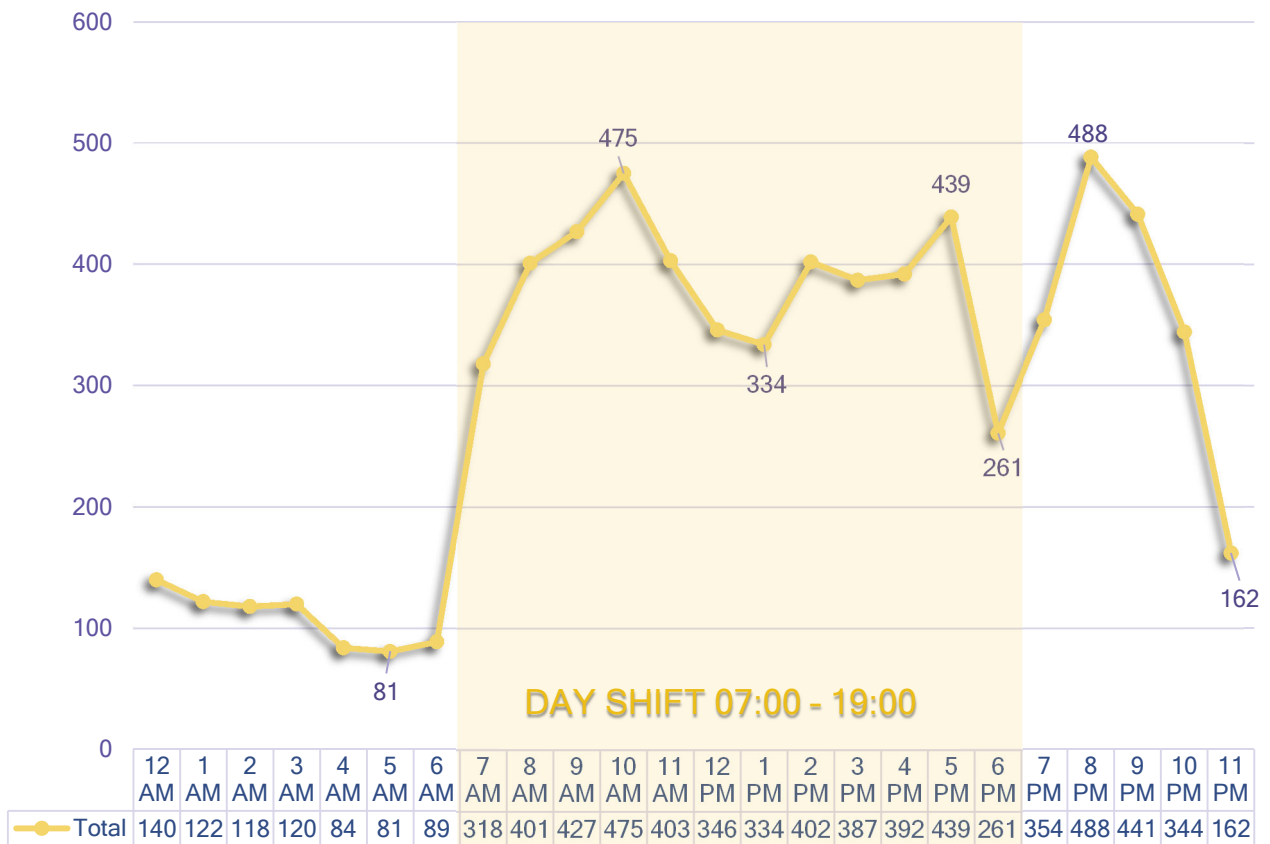
- Aided Cases,
- Assistance calls,
- Suspicious Persons
- False Alarms, and
- Traffic Crash reports,

Combined, these types of calls resulted in over half (51%) of all calls received.

### How Received



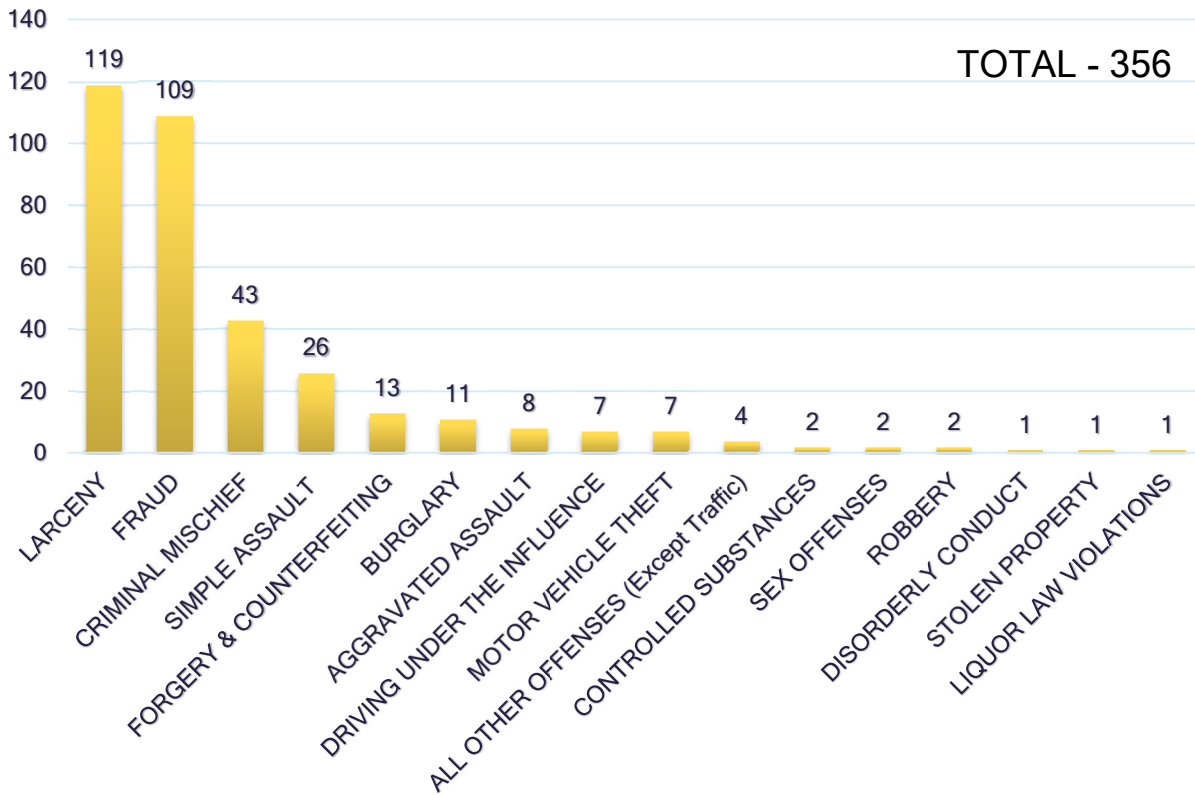
### Calls for Service by Hour





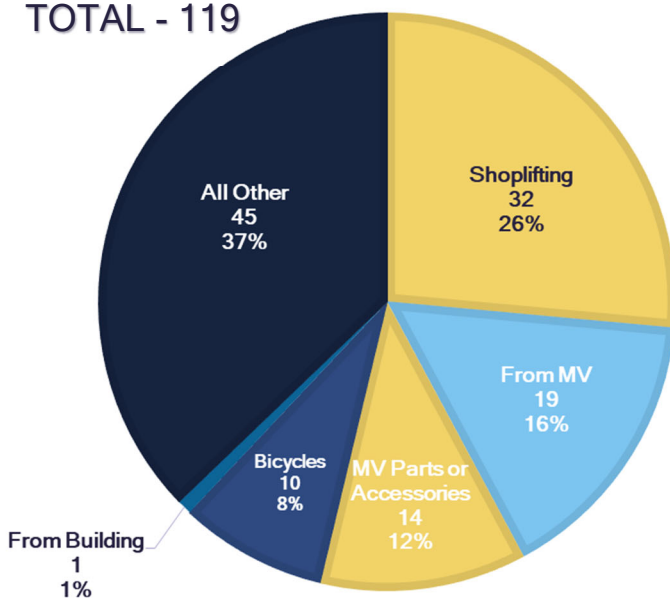
# SUMMARY OF CASE REPORTS

## Net Criminal Cases - Part I & Part II Crimes

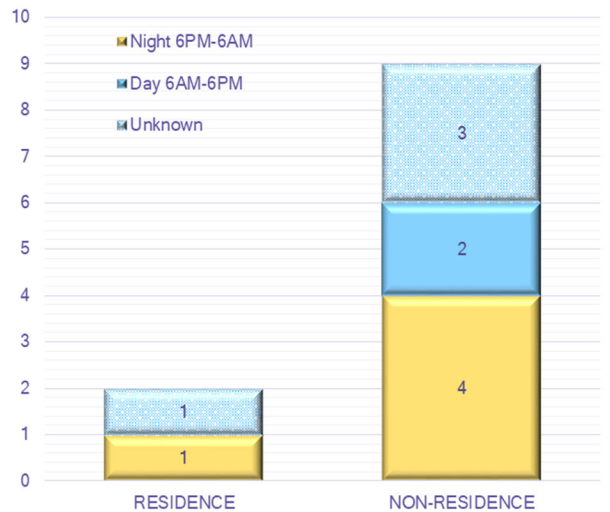


### Larcenies

**TOTAL - 119**



### Burglaries

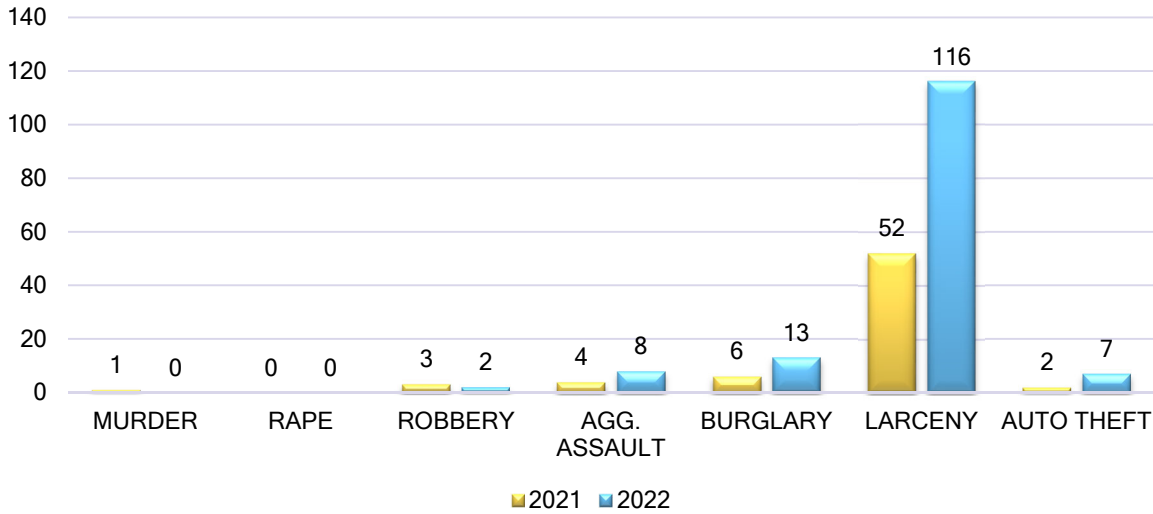


**TOTAL - 11**



# SUMMARY OF INDEX CRIMES

## 2-year Comparison All Major Crimes



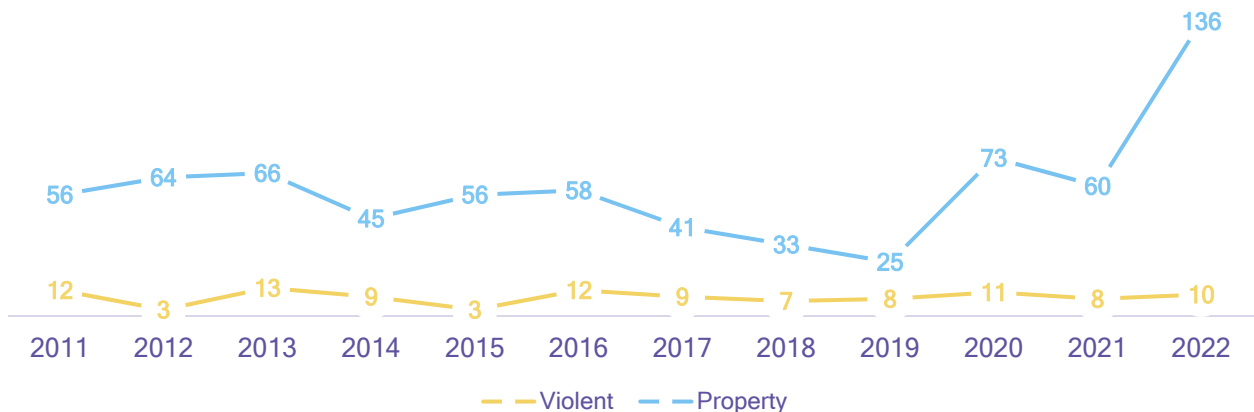
	2021	2022	CHANGE	% CHANGE
MURDER	1	0	(1)	-100.00%
RAPE	0	0	0	0.00%
ROBBERY	3	2	(1)	-33.33%
AGG. ASSAULT	4	8	4	100.00%
BURGLARY	6	13	7	116.67%
LARCENY	52	116	64	123.08%
AUTO THEFT	2	7	5	250.00%
<b>TOTAL</b>	<b>68</b>	<b>146</b>	<b>78</b>	<b>114.71%</b>

**85 total Index Crimes.**

*Increase of 78*  
*(114.71%) from 2021*

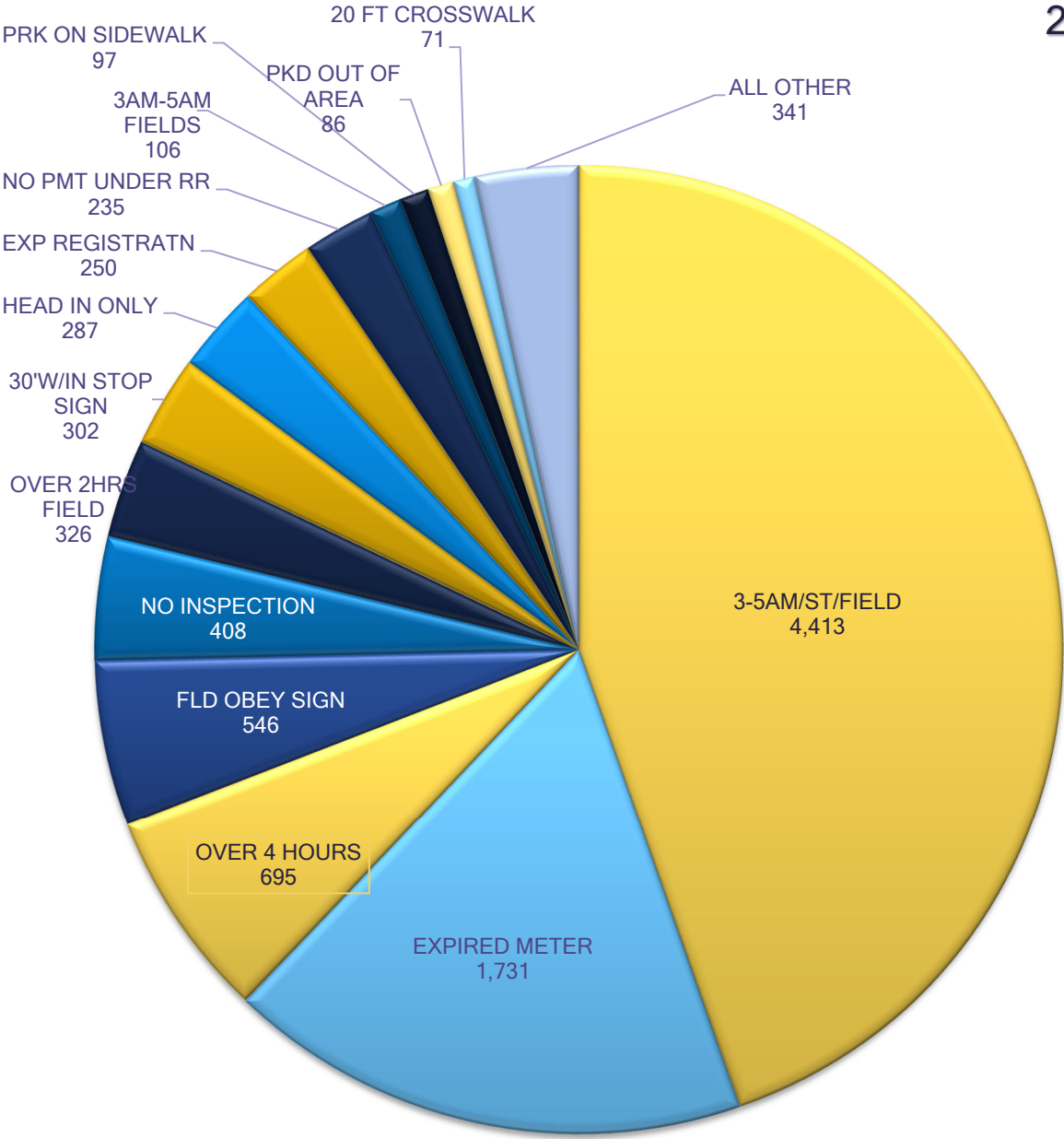
*10 Violent Crimes*  
*136 Property Crimes*

## FPPD INDEX CRIMES REPORTED 2011 - 2022



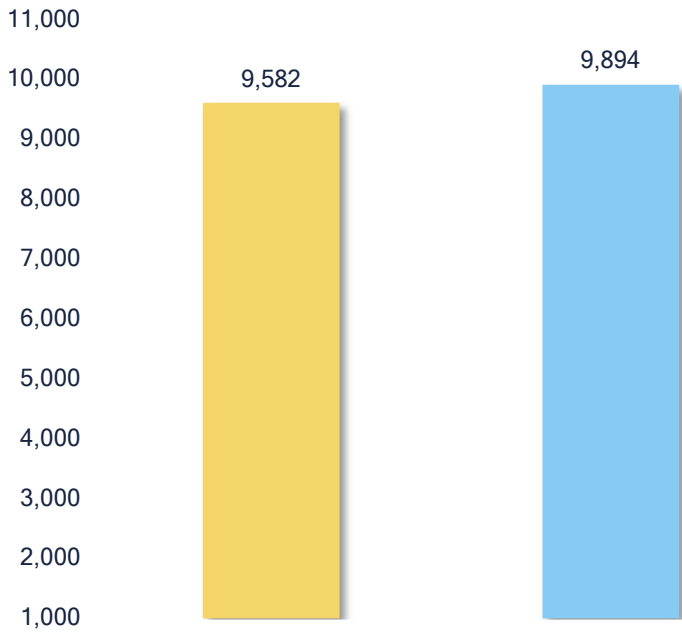
# SUMMARY OF PARKING TICKETS

2022

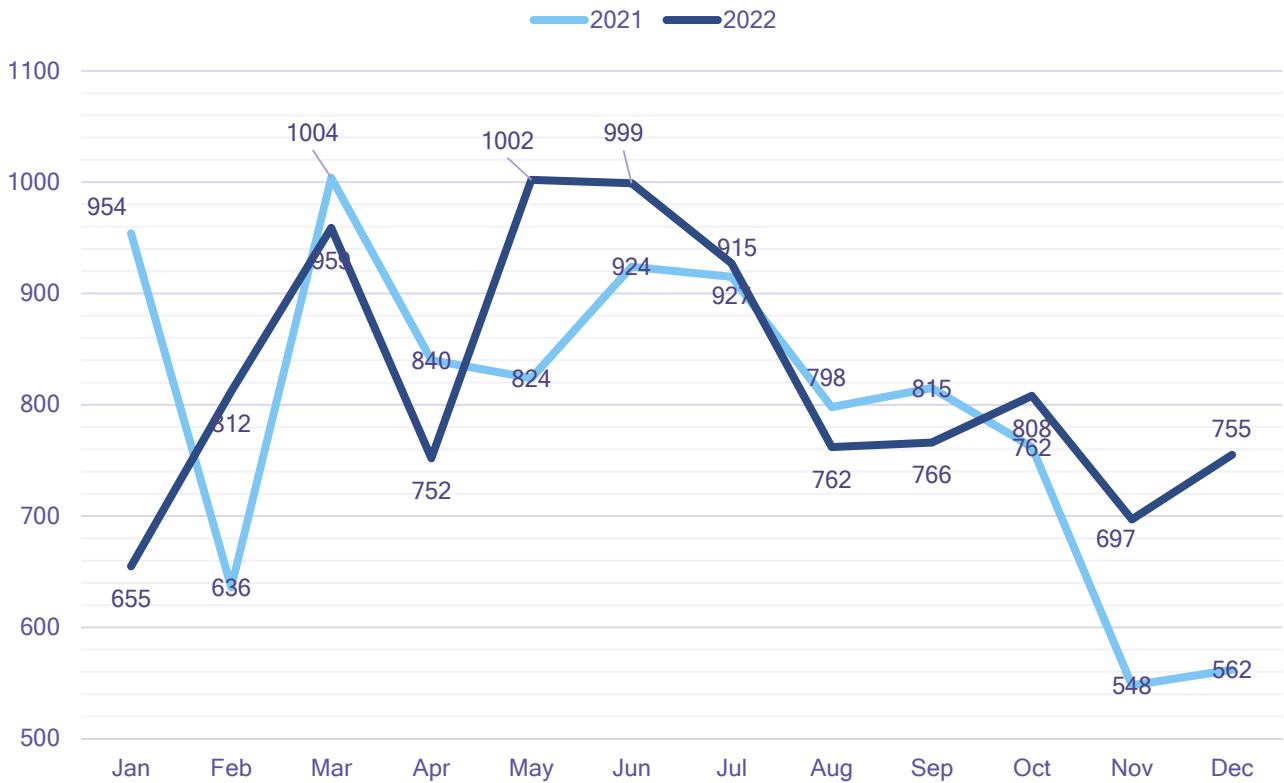


**9,894 Parking Tickets Issued.**

### Parking Tickets Issued 2-year Comparison

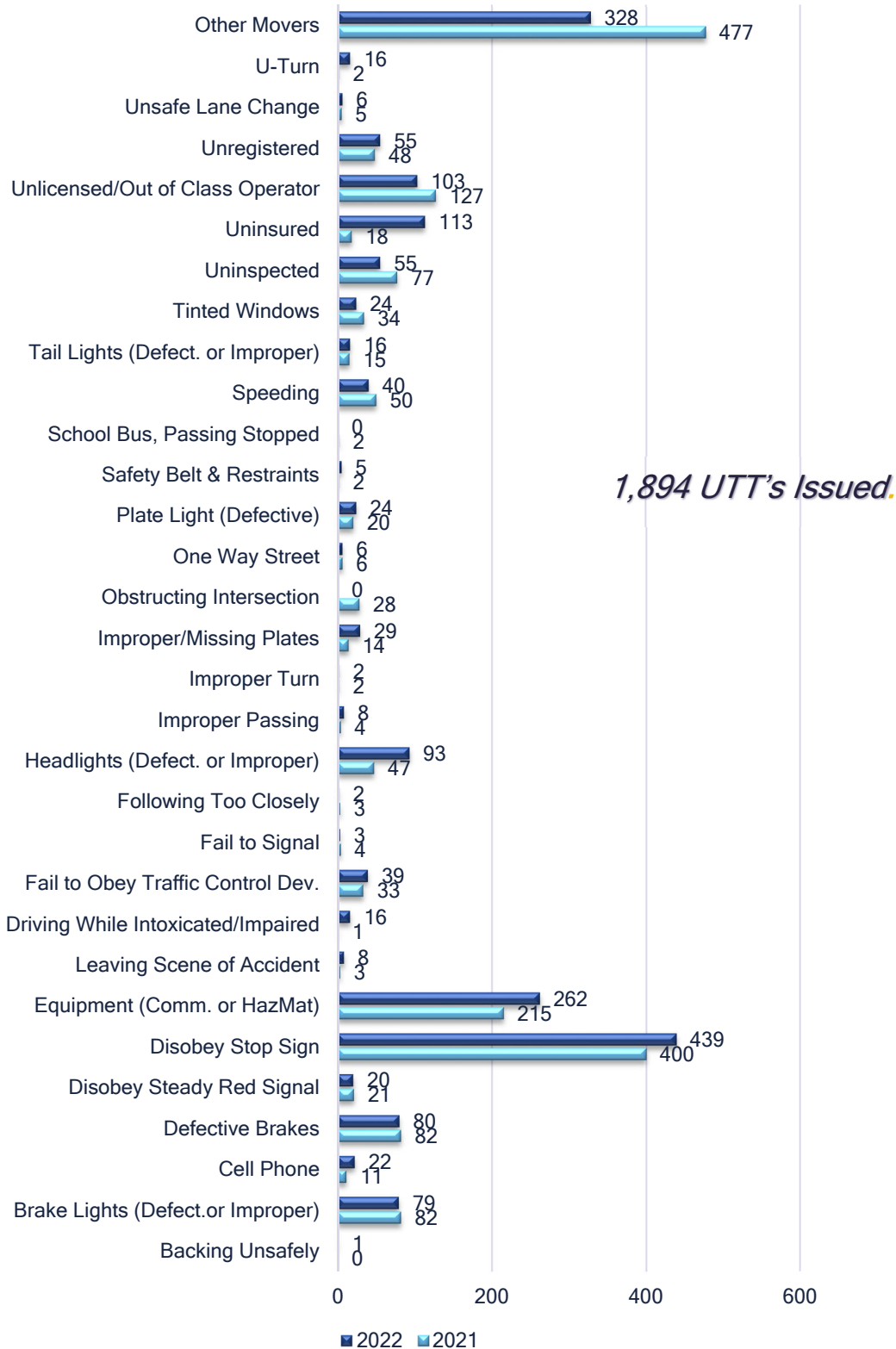


### Parking Tickets Issued by Month 2-year Comparison

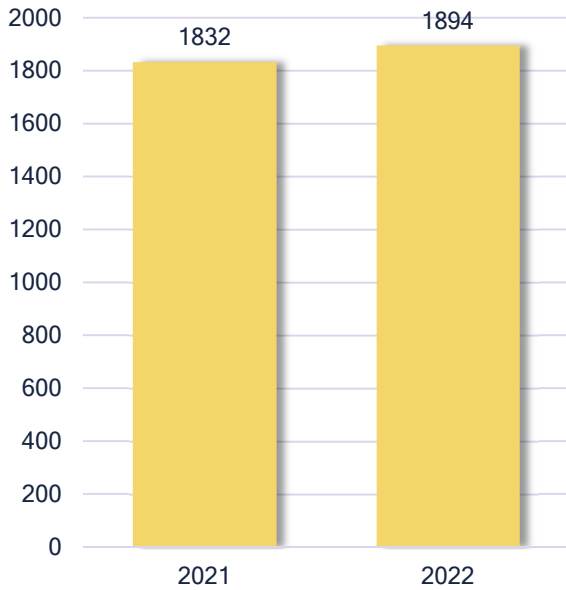


# SUMMARY OF MOVING VIOLATIONS

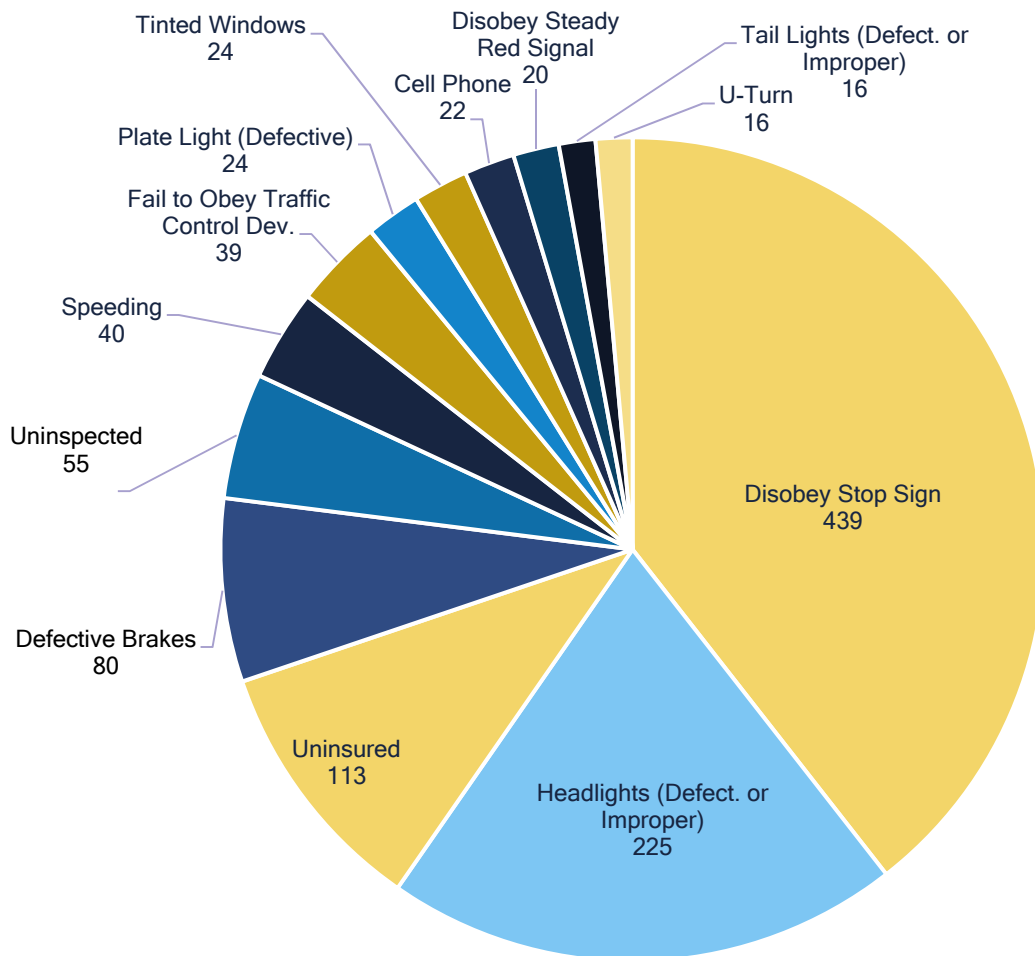
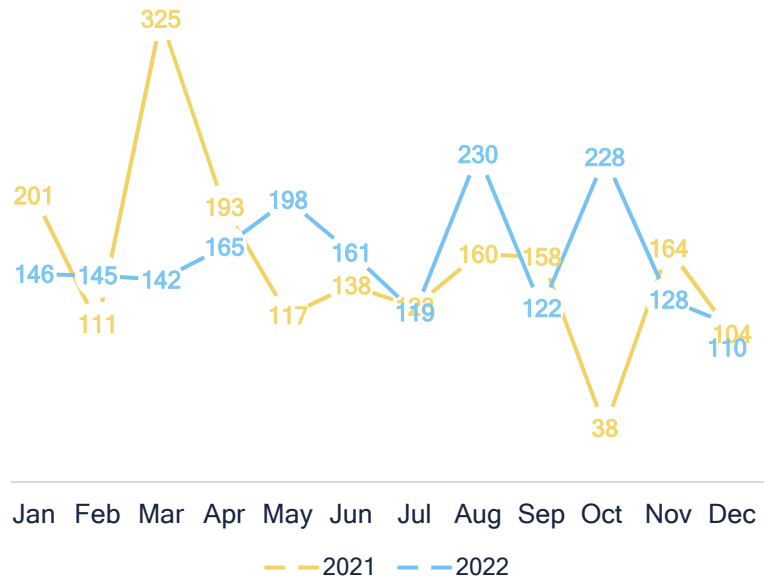
## UTT by Charge - 2-year Comparison



UTT Issued  
2-year Comparison

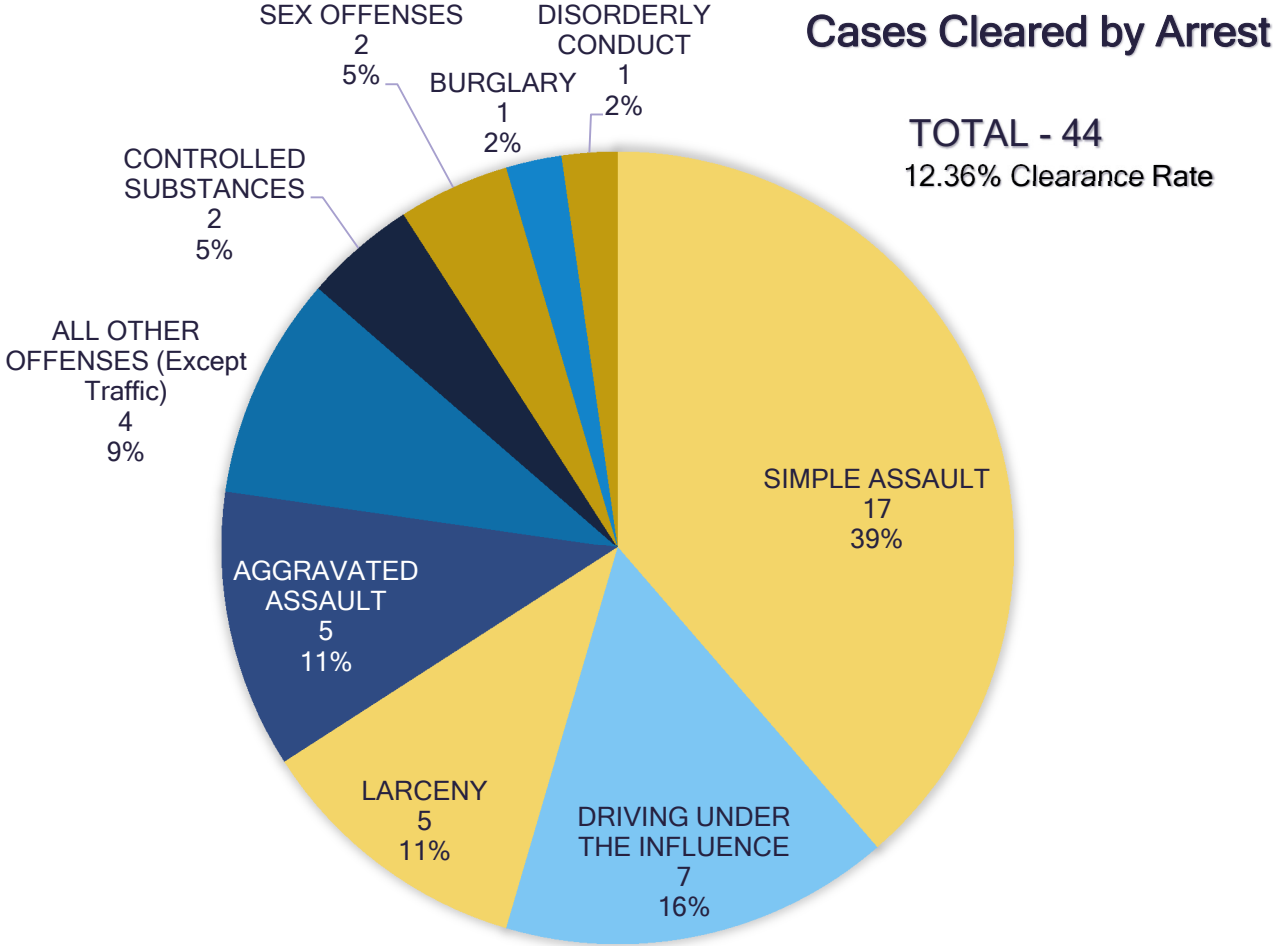


Uniform Traffic Tickets (UTT)  
Issued by Month - 2 year Comparison



Common UTT by Charge - 2022

# SUMMARY OF ARRESTS



# SUMMARY OF VILLAGE CODE VIOLATIONS

DESCRIPTION	Total
Consumption Of Alcoholic Beverages In Public	9
Urinating In A Public Place	6
Vehicle Weight Limits	6
Solicitors License Required	2
Disorderly Conduct	1
Grand Total	24



# CRASH DATA

## Total Crash Reports with Injury at Intersection

Roadway Intersection	Total Reports	Sum of Injuries
<b>Jericho Turnpike</b>	<b>13</b>	<b>26</b>
Holland Avenue	3	6
Plainfield Avenue	2	2
Depan Avenue	2	5
Brokaw Avenue	1	3
North Tyson Avenue	1	1
Emerson Avenue	1	2
Willis Avenue	1	2
Flower Avenue	1	4
Hinsdale Avenue	1	1
<b>Plainfield Avenue</b>	<b>9</b>	<b>12</b>
Carnation Avenue	2	3
Rose Avenue	2	2
Terrace Avenue	1	1
Cherry Street	1	2
Tulip Avenue	1	1
Elizabeth Street	1	1
Magnolia Avenue	1	2
<b>Tulip Avenue</b>	<b>4</b>	<b>6</b>
Landau Avenue	1	3
Floral Parkway	1	1
Atlantic Avenue	1	1
Covert Avenue	1	1
<b>Carnation Avenue</b>	<b>3</b>	<b>3</b>
Atlantic Avenue	1	1
Plainfield Avenue	1	1
Florence Street	1	1
<b>Charles Street</b>	<b>2</b>	<b>2</b>
Sycamore Avenue	1	1
King Street	1	1
<b>Magnolia Avenue</b>	<b>1</b>	<b>1</b>
Ward Street	1	1
<b>Adelaide Street</b>	<b>1</b>	<b>1</b>
Rogers Place	1	1
<b>Cisney Avenue</b>	<b>1</b>	<b>2</b>
Mildred Court	1	2
<b>Miller Avenue</b>	<b>1</b>	<b>1</b>
Bellmore Street	1	1
<b>Clarence Street</b>	<b>1</b>	<b>1</b>
Geranium Avenue	1	1
<b>South Tyson Avenue</b>	<b>1</b>	<b>1</b>
S. Tyson Ave Extension	1	1
<b>Covert Avenue</b>	<b>1</b>	<b>1</b>
Cisney Avenue	1	1
<b>Tyson Avenue</b>	<b>1</b>	<b>1</b>
South Tyson Avenue	1	1
<b>Creedmoor Spur</b>	<b>1</b>	<b>2</b>
Van Siclen Avenue	1	2
<b>Floral Boulevard</b>	<b>1</b>	<b>1</b>
Childs Avenue	1	1
<b>Grand Total</b>	<b>41</b>	<b>61</b>

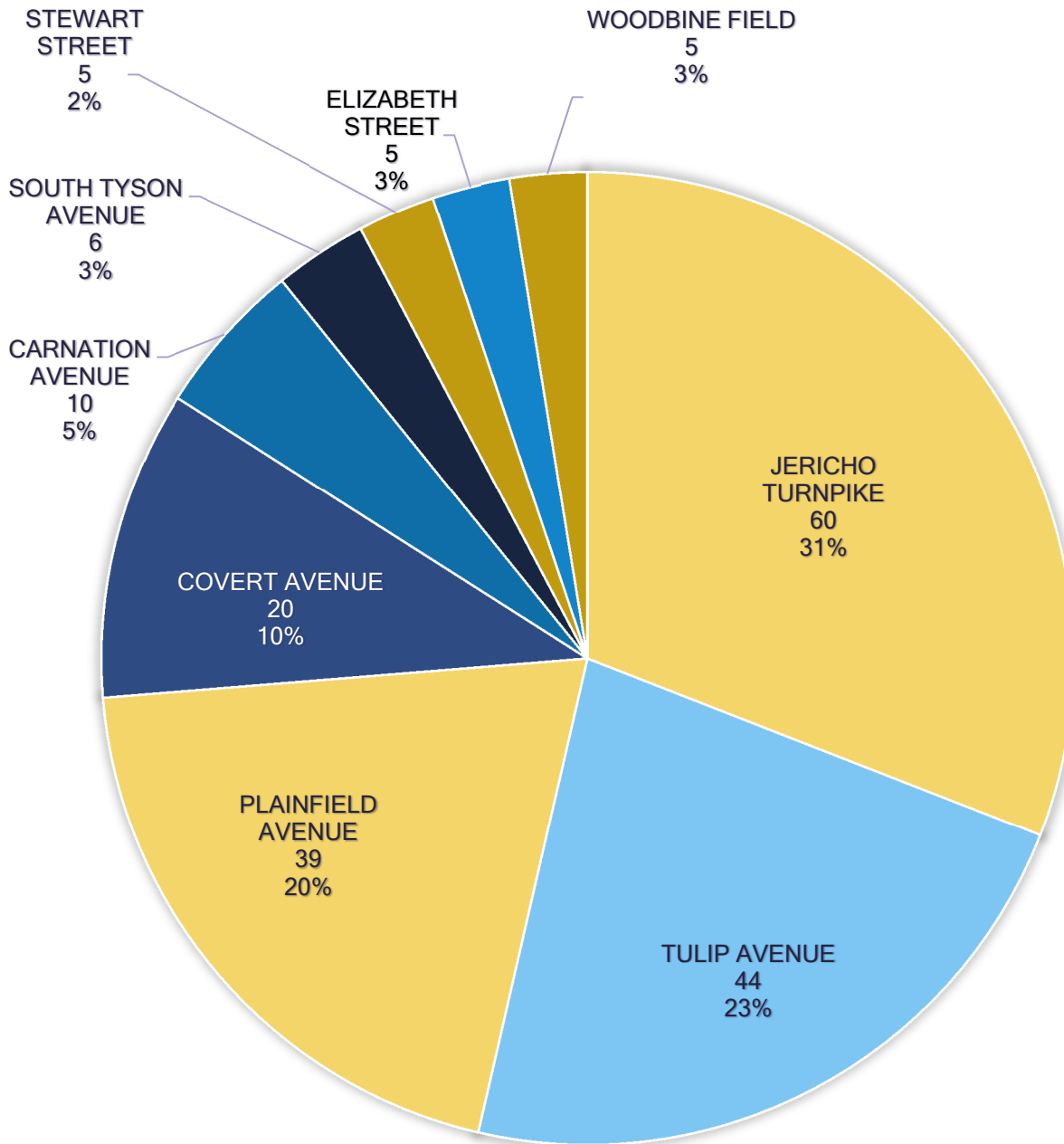
## TRAFFIC ENFORCEMENT INDEX (TEI)

Studies support the assumption that traffic law enforcement is a necessary component of reducing roadway accidents, injuries and fatalities. Consistently, review of such studies provide evidence of a strong correlation between enforcement actions and the number of accidents, injuries and fatalities that result from traffic accidents.

The Traffic Enforcement Index is a valid analysis tool that acts as a performance indicator of traffic enforcement effectiveness. It suggests that a ratio of accidents, involving injury or fatality, compared with the number of moving citations written plus the number of DWI arrests should be between 1:25 and 1:40.

With members of the FPPD issuing 1,894 UTT's, and making 7 DWI arrests in 2022, compared with the 41 accidents with an injury and 0 fatal accidents, the TEI for the FPPD was 1:46. This figure slightly exceeds levels considered acceptable according to TEI standards.

## All Crash Reports By Recurrent Roadways



### *Crash Report Data*

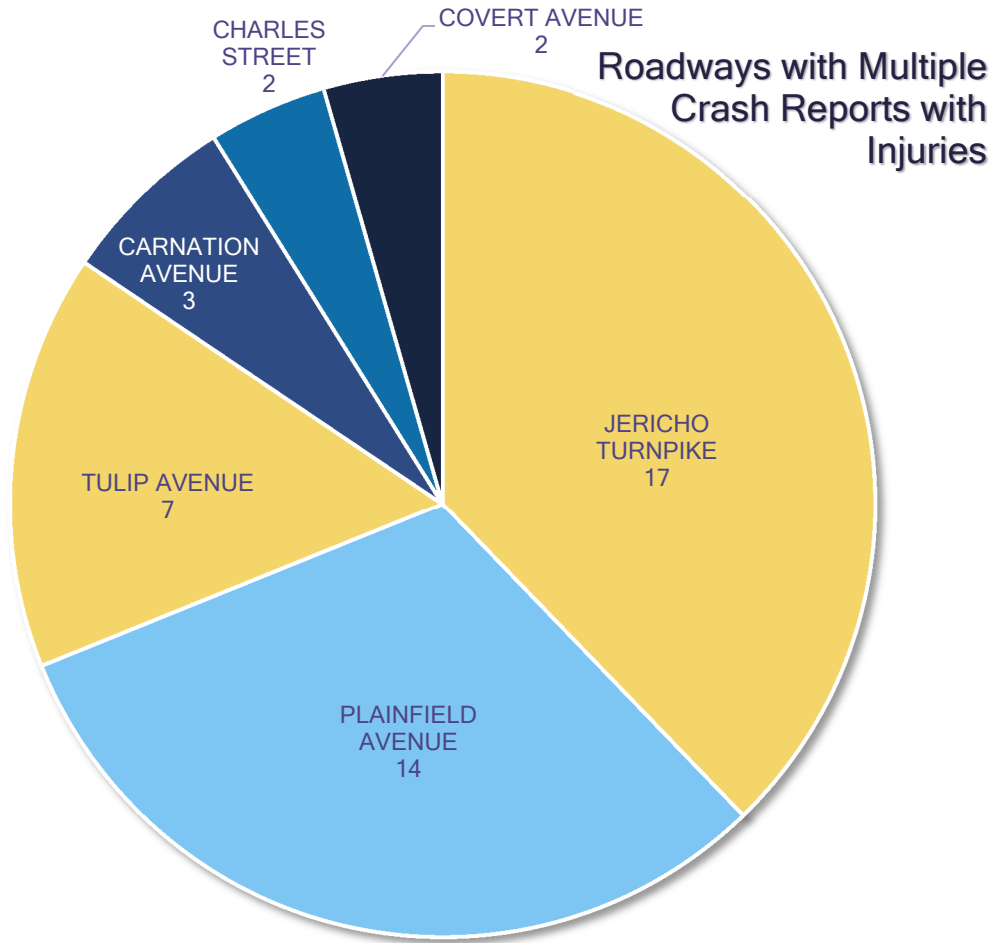
*Total Crash Reports - 290*

*Total Crash Reports with Physical Injury - 41 (14.1%)*

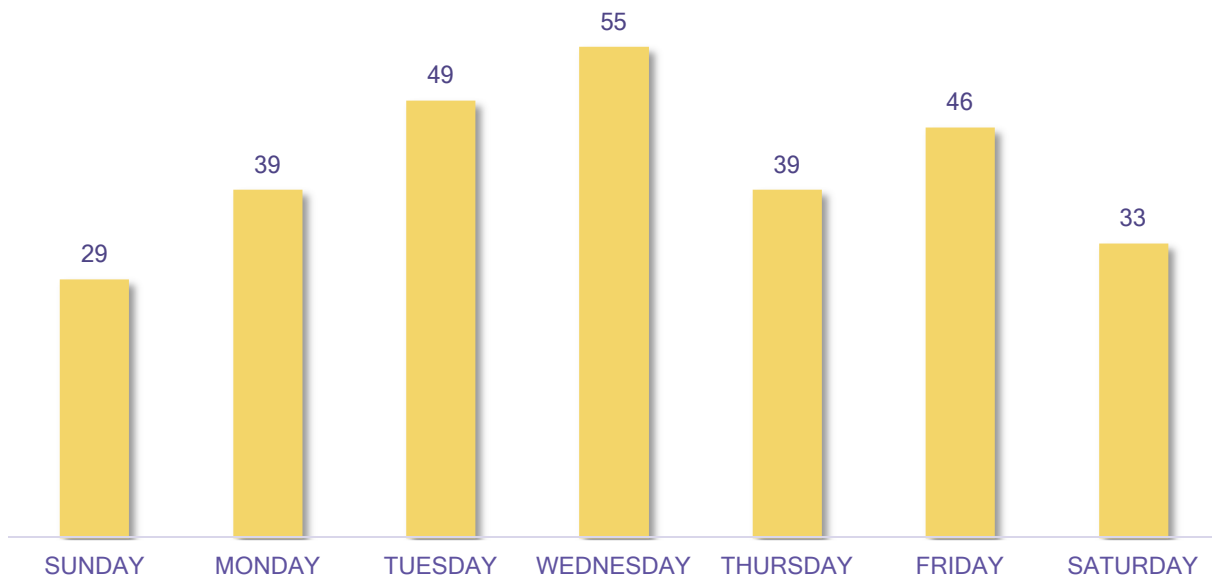
*Total Injuries - 61*

*Total Fatalities - 0*

*Crash Reports Involving Pedestrian or Bicyclist - 16 (5.5%)*



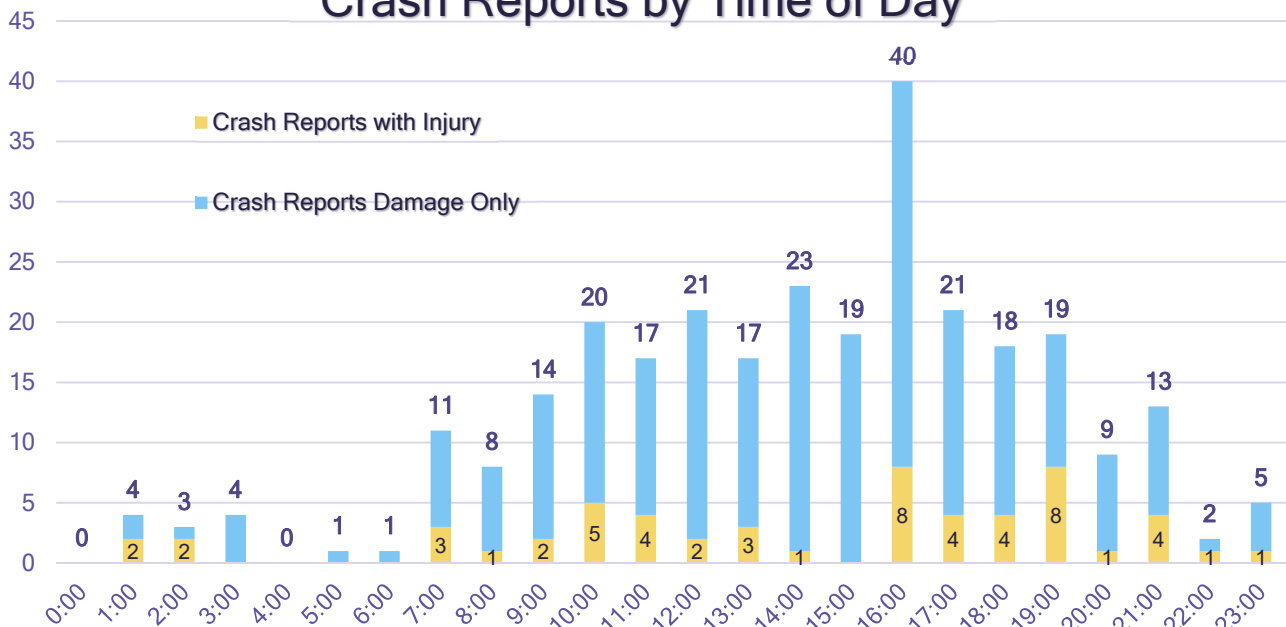
### Crash Reports By Weekday



## Contributing Factors

Factor 1	Count of Factor 1	Factor 2	Count Of Factor 2
Failure To Yield Right-Of-Way	75	Driver Inattention/Distraction	1
Passing Or Lane Usage Improper	39	Driver Inexperience	1
Backing Unsafely	37	Failure To Yield Right-Of-Way	6
Following Too Closely	25	Following Too Closely	5
Turning Improperly	19	Illness	1
Driver Inattention/Distraction	18	Passing Or Lane Usage Improper	2
Traffic Control Disregarded	17	Traffic Control Disregarded	1
Passing Too Closely	13	Turning Improperly	4
Unsafe Lane Changing	9	Unsafe Speed	1
View Obstructed/Limited	8	Unsafe Lane Changing	3
Driver Inexperience	7	Outside Car Distraction	1
Reaction To Other Uninvolved Vehicle	6	Reaction To Other Uninvolved Vehicle	1
Other Vehicular	5	Failure To Keep Right	1
Glare	3	Aggressive Driving/Road Rage	1
Alcohol Involvement	3	Passing Too Closely	1
Fell Asleep	3	Other Vehicular	2
Pedestrian/Bicyclist Error	3	Pavement Slippery	1
Unsafe Speed	2	View Obstructed/Limited	1
Drugs(Illegal)	2		
Pavement Slippery	1		
Illness	1		
Oversized Vehicle	1		
Steering Failure	1		
Failure To Keep Right	1		
Pavement Defective	1		
Aggressive Driving/Road Rage	1		
Obstruction/Debris	1		

## Crash Reports by Time of Day



### 3 CORE IDEAS

- The goal is preventing crime, not catching criminals. If the police stop crime before it happens, we don't have to punish citizens or suppress their rights. An effective police department doesn't have high arrest stats; its community has low crime rates.
- The key to preventing crime is earning public support. Every community member must share the responsibility of preventing crime, as if they were all volunteer members of the force. They will only accept this responsibility if the community supports and trusts the police.
- The police earn public support by respecting community principles. Winning public approval requires hard work to build reputation: enforcing the laws impartially, hiring officers who represent and understand the community, and using force only as a last resort.

*"The police are the public and the public are the police; the police being only members of the public who are paid to give full time attention to duties which are incumbent on every citizen in the interests of community welfare and existence."*

*- Robert Peel*