



Phone: (502) 863-7865

Fax: (502) 867-3710

June 17, 2021

Dear Board Member,

The monthly meeting of the Georgetown-Scott County Parks and Recreation Board will be held on June 21, 2021 at 5:30 pm at the Pavilion. 140 Pavilion Drive Georgetown KY.

Several important topics will be discussed. Your presence will be greatly appreciated.

Sincerely,

**Vicki Miller
Interim Office Manager**



Phone: (502) 863-7865

Fax: (502) 867-3710

AGENDA

June 21, 2021

The monthly meeting of the Georgetown-Scott County Parks and Recreation Board will be held on June 21, 2021 at 5:30 pm at the Pavilion, 140 Pavilion Drive, Georgetown KY.

- 1) Call to Order and Roll Call;
- 2) Approval of Agenda;
- 3) Public Comments;
- 4) Consent Agenda;
 1. Approval of the minutes for May 17, 2021.
 2. Approval of the minutes for May 26, 2021
 3. Approval of the minutes for June 3, 2021
 4. Bills for Approval
- 5) Staff Reports;
 1. Bookkeepers Report – Vicki Miller
 2. Pavilion Report – Ed Maynard
 3. Facilities Maintenance – Mike Short
 4. Outdoor Maintenance – Larry Brandenburg
 5. Director's Report – Kim Rice
- 6) Old Business;
 1. Budget

- 7) New Business;
 1. Softball
 2. Soccer
 3. Audit
 4. Budget Amendment 2020-2021
 5. Drug Court Shelter Request

- 8) Board Members Comments;
- 9) Adjournment

Georgetown Scott County Parks and Recreation Board

Minutes

May 17, 2021

- 1) Call to Order and Roll Call; Dale Stowe called the May 17, 2021 meeting of the Parks and Recreation Board to order. Members Present Bill Hamilton, Dale Stowe, Camille Overstreet, Ronald Flannery, Ben Van Meter, Erik Flaig. Others present Kim Rice, Julie Wash, Ed Maynard, Vicki Miller, Mike Short, Courtlyn Ledesma, Robques Mason, Cam Culbertson, Tristen Haynes, Larry Brandenburg, Katie Posey, David Kenley.
- 2) Approval of Agenda; A motion was made by Bill Hamilton to approve the Agenda, seconded by Ben Van Meter. The motion carried unanimously.
- 3) Public Comments; David Kenley reported that he has seen improvement in the portable restrooms condition, but that there is still need for more
- 4) Consent Agenda items;
 1. Approval of the April 19, 2021 minutes and approval of the May 3, 2021 minutes.
 2. Bills for Approval
Ron Flannery motioned to approve the consent agenda. April 19th and May 3rd minutes and the bills for approval, seconded by Ben Van Meter. The motion carried unanimously
- 5) Staff Reports;
 1. Bookkeepers Report – Julie Wash reported that the balance on hand is \$933,955.49. The balance on hand this date last year was \$738,771.55. A financial report was also provided.
 2. Pavilion Report – Ed Maynard reported the Pavilion program April attendance was 1,277. The total Pavilion attendance was 5,015. The Ed Davis Learning Center April total attendance was 357. Ed Maynard also presented detailed information and graphs on current and future activities. June 11th, Freedom Friday, we will be hosting customer appreciation day. There will be events at SFAC, Pavilion, Ed Davis, Scott County Park to celebrate the return of normalcy.
 3. Facilities Maintenance – Mike Short reported SFAC is filled and holding water
 4. Outdoor Maintenance – Larry Brandenburg - nothing to report
 5. Marketing Report – Courtlyn Ledesma reported that we had almost 30,000 hits on our FB post on the opening of SFAC. Courtlyn is focusing on our movie in the parks events. Our website is up to 11,136 users. Courtlyn recited the dates for the movies in the park scheduled. Brent Chase is the Friends of the Park President. The Friends of the Park has sold 2 of the memorial benches.
 6. Director's Report – Kim Rice introduced new staff member Katy Posie, Ed Davis Learning Center Recreation Manager. Courtlyn Ledesma Marketing and Special Events Manager. Tristen Haynes Assistant Aquatic Manager. Due to the dire need of Lifeguards we have waived the class fee. Bill Hamilton stated the need to look at raising wages and then how to increase revenue. Tristen stated he needs 40 lifeguards for the summer season. There is a nationwide shortage of lifeguards due to the pandemic. SFAC decking and sidewalks around the pool need caulking. Mike Short got an estimate from Gott Caulking for \$7,900. Ben Van Meter motioned that we contract with these people to do this job for \$7,900.00, seconded by Camille Overstreet. The motion carried unanimously.

The adult softball league has been moved to Senior League 1. Kim requested to rename this field to the Adult Softball Field. The original Adult field will be dismantled and will be used by Scott Co. youth football. We will return to having meetings at the Pavilion in the conference room.

6) Old Business;

1. Budget – Kim has been meeting with the Judge and it has been sent to the City. Dale Stowe stated that it would be beneficial for Board Members to attend magistrate and council meetings to keep them updated on Parks needs.

7) New Business.

1. Baseball - rescheduled
2. Softball - rescheduled
3. Soccer - rescheduled
4. Nepotism Policy - Kim wanted to board approval to hire Tristan's family. There will be two levels of management between them and will not be working at the same time. Ron Flannery motioned to approve the hiring, seconded by Ben Van Meter. The motion carried unanimously.
5. Bids – Three bids were put out. Pepsi for our beverages, Kim requested approval with a few changes. Ben Van Meter motioned for Kim to be allowed to approve contract with Pepsi Cola Corporation for services they will provide subject to her satisfaction with their profit sharing, seconded by Erik Flaig. The motion carried unanimously. Portable Restrooms one bid was received from our current provider Martin's Sanitation for \$2,810.00 monthly. Ben Van Meter motioned to sign the contract, seconded by Bill Hamilton. The motion carried unanimously. Professional Pool Services Training Proposal from KRPS in which Terri Wilkerson is the Director for \$39,200.00. By not hiring an Aquatic Manager until September it will save \$23,678.00. The RFP can be negotiated. The administration and finance committee could do this. Kim would have to recuse herself from this process due to the fact as Kim is President of KRPS. Bill Hamilton suggested to send this to the Finance Committee and get with Tristan to see what is needed. Ed Maynard will sit in on this negotiation also.
- 6.

8) Board Members Comments; Bill Hamilton stated he appreciated Larry's work in getting the Parks looking good.

9) Adjournment – Ben Van Meter motioned to adjourn, seconded by Erik Flaig. Meeting adjourned.

GEORGETOWN-SCOTT COUNTY PARKS AND RECREATION

Special Meeting 05/26/21

Minutes

MEMBERS PRESENT:

Dale Stowe
Ben Van Meter
Bill Hamilton

Ronald Flannery
Erik Flaig

OTHERS PRESENT:

Kim Rice
Julie Wash
Ed Maynard

Cam Culbertson
Bryan Parker
Vicki Miller

- I. **CALL TO ORDER:** Chairman Dale Stowe called the special meeting of the Parks and Recreation Board to order.
- II. **Roll Call**
- III. **Business**
 - A. **Executive Session KRS61.810(1)(F)** – Ben Van Meter motioned to go into executive session for the purpose of potential hiring employee, seconded by Erik Flaig. The motion carried unanimously. Ben Van Meter motioned to leave the executive session, seconded by Erik Flaig. The motion carried unanimously. No action was taken.
 - B. **Employment** – Ben Van Meter motioned to hire Bryan Parker at a salary of \$44,000.00 a year as Aquatic Recreation Manager for Georgetown Scott Co. Parks and Recreation Department. Conditional upon his completion of the necessary certifications to serve in that position within the period of six months. Ben also stated the finance and administration committee would like to recognize that they have not followed the normal hiring process in this instance due to the urgency of our current situation. We need this position filled right now and that is the reason for their circumventing the normal policy and procedure regarding hiring, seconded by Erik Flaig. The motion carried unanimously.

C. Professional Pool Services Training - Ed Maynard presented the adjusted hours and cost of the proposal from KRPS. The adjusted price on the new proposal is \$4,900.00 per month and total excluding tax is \$18,292.23. Ed presented details on the savings the Department would have by utilizing this training. Ben Van Meter motioned that our Director enter into a contract with KRPS to provide services as outlined in this proposal on page 14 and 15 with the alternative pricing, seconded by Ron Flannery. The motion carried unanimously.

**ADJOURNMENT: A motion was made by Erik Flaig to adjourn, seconded by Bill Hamilton.
Meeting adjourned**

GEORGETOWN-SCOTT COUNTY PARKS AND RECREATION

Special Meeting 05/28/21 Minutes

MEMBERS PRESENT:

Dale Stowe
Ben Van Meter

Ronald Flannery
Erik Flaig

OTHERS PRESENT:

Kim Rice
Julie Wash
Ed Maynard

Cam Culbertson
Vicki Miller

NO MEETING DID NOT HAVE A QUORAM

- I.** **CALL TO ORDER:** .
- II.** **Roll Call**
- III.** **Business**

ADJOURNMENT:

GEORGETOWN-SCOTT COUNTY PARKS AND RECREATION

Special Meeting 06/03/21 Minutes

MEMBERS PRESENT:

Dale Stowe
Ben Van Meter
Camille Overstreet

Ronald Flannery

Via Zoom Andrea Giusti, Erik Flaig

OTHERS PRESENT:

Kim Rice
Julie Wash
Ed Maynard
Katie Posie

Cam Culbertson
Danielle Lucas
Vicki Miller

- I. CALL TO ORDER: Chairman Dale Stowe called the special meeting of the Parks and Recreation Board to order.
- II. Roll Call
- III. Business

- A. **Employee Compensation** - Kim presented a spreadsheet with suggested pay increase for complete operations. Kim had two outliers where she made adjustments. Harry Offutt did not make \$12.00 cutoff and ended up making less than Debra Sampson. Terry Muddiman Grade 5 \$42,184.00 the next grade 7 was only 20 cents difference. Kim recommendation for grade 5 is a \$2.25 increase in lieu of \$4.25. Grade 6 and above 4% increase effective July 3, 2021
 - **Ben Van Meter motioned that all part time** for all part-time **Operations** staff position and Grade 4 full-time employees and making less than \$12.50 an hour to receive 1% per year annually each year of service and \$4.25 per hour increase. Grade 5 employees will receive 1% per year of service and \$2.25 per hour increase. *Calculations will be based on the highest employee rate in the category of operations.* Effective June 5, 2021.

- Suggested raise for **Programming** staff currently making less than \$12.00 an hour to amend starting rate at \$12.00. Effective June 5, 2021.
- All other **Programming** staff pay to be reevaluated and implemented at the Director's discretion related to program recovery and to not exceed a \$4.25per hour increase. Effective date is 3 July, 2021.
- Grades 6 and above full-time employees will receive 4% raise effective 3 July, 2021
- Raise all part-time positions pay ranges, Programming, and Operations to accommodate the new pay structure at the Director's discretion.
- To receive annual time and service credit, employee must have accumulated at least 600 hours for the calendar year for each year from 2005 – Present. Prior to 2005, credit will be determined at the discretion of the Director, seconded by Camille Overstreet. The motioned carried unanimously.

B. Revenue & Expenses – Discussion of how to increase revenue to help with budget deficit. Enforce and increase non-resident fee. Raise rental fees.

ADJOURNMENT: A motion was made by Erik Flaig to adjourn, seconded by Bill Hamilton. Meeting adjourned

**Georgetown-Scott County Parks and Recreation
Paid Bills Detail
As of June 10, 2021**

	Date	Memo	Account	Debit	Credit
Amazon					
	05/05/2021		2000 · Accounts Payable		136.00
	05/05/2021	Planner, Pens, Pencils, Money Markers	4270 · Office Supplies and Equipment	86.39	
	05/05/2021	Pavilion Ice Packs	8094 · Pavilion - Aquatics Supplies	24.81	
	05/05/2021	SFAC Ice Packs	5140 · SFAC Pool Supplies/Chemicals	24.80	
Total Amazon				136.00	136.00
American Business Systems Inc.					
	05/31/2021		2000 · Accounts Payable		589.22
	05/31/2021	Pav/Parks Copier Lease Fee	4270 · Office Supplies and Equipment	516.37	
	05/31/2021	Ed Davis Copier Lease Fee	9230 · ED - Office Supplies	72.85	
Total American Business Systems Inc.				589.22	589.22
Columbia Gas of Kentucky					
	05/31/2021		2000 · Accounts Payable		1,461.82
	05/31/2021	140 Pavilion Dr	8066 · Pavilion - Columbia Gas	1,461.82	
	05/31/2021		2000 · Accounts Payable		85.98
	05/31/2021	1240 Cincinnati Rd	4600 · Scott County Park	85.98	
	05/31/2021		2000 · Accounts Payable		95.02
	05/31/2021	146 Ed Davis Lane	9311 · ED - Columbia Gas	95.02	
Total Columbia Gas of Kentucky				1,642.82	1,642.82
Georgetown Municipal Water					
	05/31/2021		2000 · Accounts Payable		99.21
	05/31/2021	151 Ed Davis Ln	9313 · ED - Georgetown Water	99.21	
	05/31/2021		2000 · Accounts Payable		18.85
	05/31/2021	145 Ed Davis Ln	4540 · Ed Davis Park	18.85	
	05/31/2021		2000 · Accounts Payable		12.85
	05/31/2021	Royal Spring Park	4650 · Royal Spring Park	12.85	
	05/31/2021		2000 · Accounts Payable		12.85
	05/31/2021	S.Water St Park	4650 · Royal Spring Park	12.85	

**Georgetown-Scott County Parks and Recreation
Paid Bills Detail
As of June 10, 2021**

	Date	Memo	Account	Debit	Credit
	05/31/2021		2000 · Accounts Payable		12.14
	05/31/2021	Scott Co Park	4600 · Scott County Park	12.14	
	05/31/2021		2000 · Accounts Payable		30.62
	05/31/2021	200 Airport Rd Aquatic Center	5050 · SFAC Georgetown Water	30.62	
	05/31/2021		2000 · Accounts Payable		111.93
	05/31/2021	1260 Cincinnati Rd	4600 · Scott County Park	111.93	
	05/31/2021		2000 · Accounts Payable		2,202.36
	05/31/2021	140 Pavilion Dr	8070 · Pavilion - Georgetown Water	2,202.36	
	05/31/2021		2000 · Accounts Payable		12.85
	05/31/2021	0 Long Lick Entrance	4600 · Scott County Park	12.85	
	05/31/2021		2000 · Accounts Payable		29.23
	05/31/2021	Marshall Park Dr	4570 · Marshall Park	29.23	
	05/31/2021		2000 · Accounts Payable		23.14
	05/31/2021	1240 Cincinnati Pike	4600 · Scott County Park	23.14	
	05/31/2021		2000 · Accounts Payable		109.82
	05/31/2021	140 Pavilion Dr Upstairs	8070 · Pavilion - Georgetown Water	109.82	
	05/31/2021		2000 · Accounts Payable		24.55
	05/31/2021	200 Airport Rd Parks/Rec	4570 · Marshall Park	24.55	
	05/31/2021		2000 · Accounts Payable		24.28
	05/31/2021	Picnic Shelter	4510 · Suffoletta Park	24.28	
	05/31/2021		2000 · Accounts Payable		68.27
	05/31/2021	Batting Cage	4510 · Suffoletta Park	68.27	
	05/31/2021		2000 · Accounts Payable		13.44
	05/31/2021	Field#3	4510 · Suffoletta Park	13.44	
	05/31/2021		2000 · Accounts Payable		12.73
	05/31/2021	Horse Shoe Pit	4510 · Suffoletta Park	12.73	
	05/31/2021		2000 · Accounts Payable		24.29
	05/31/2021	Concession Stand	4510 · Suffoletta Park	24.29	
	05/31/2021		2000 · Accounts Payable		19.44
	05/31/2021	Field #1	4510 · Suffoletta Park	19.44	
	05/31/2021		2000 · Accounts Payable		13.44
	05/31/2021	Field #2& #4	4510 · Suffoletta Park	13.44	
Total Georgetown Municipal Water				2,876.29	2,876.29

**Georgetown-Scott County Parks and Recreation
Paid Bills Detail
As of June 10, 2021**

	Date	Memo	Account	Debit	Credit
Nextiva Inc.					
	05/31/2021		2000 · Accounts Payable		959.06
	05/31/2021	Pav/Parks Office Phones	4240 · Office Phone	610.24	
	05/31/2021	Suff Office Phones	5060 · SEAC Center Phone	220.18	
	05/31/2021	Ed Davis Office Phones	9310 · ED - Telephone	64.32	
	05/31/2021	Outdoor Maintenance Bldg Office Phones	4600 · Scott County Park	64.32	
Total Nextiva Inc.				959.06	959.06
Republic Services Inc.					
	06/10/2021		2000 · Accounts Payable		1,443.48
	06/10/2021	Garbage Service	8074 · Pavilion - Supp., Serv., Repair	1,443.48	
Total Republic Services Inc.				1,443.48	1,443.48
Scott Co. Festival of the Horse					
	06/10/2021		2000 · Accounts Payable		185.00
	06/10/2021	Booth Rental For Festival of The Horse	4300 · Advertising, Print., Marketing	185.00	
Total Scott Co. Festival of the Horse				185.00	185.00
Tractor Supply Company					
	05/31/2021		2000 · Accounts Payable		136.42
	05/31/2021	Farmworks, Shop Supplies	4810 · Supplies	101.43	
	05/31/2021	Farmworks	8074 · Pavilion - Supp., Serv., Repair	34.99	
Total Tractor Supply Company				136.42	136.42
Verizon Wireless					
	05/31/2021		2000 · Accounts Payable		1,339.97
	05/31/2021	Cell Phones	4750 · Cell phones	1,339.97	
Total Verizon Wireless				1,339.97	1,339.97

06/10/21

Georgewill-Scott County Parks and Recreation
Paid Bills Detail
As of June 10, 2021

	Date	Memo	Account	Debit	Credit
Wal-Mart					
	05/31/2021		2000 · Accounts Payable		423.58
	05/31/2021	Qty 6 White Shower Curtains	8074 · Pavilion - Supp., Serv., Repair	29.76	
	05/31/2021	Cleaning Supplies, TV Mount	5200 · SFAC Pool Supplies/Maintenance	216.32	
	05/31/2021	Batteries For Aquatic Scale	8094 · Pavilion - Aquatics Supplies	7.98	
	05/31/2021	Spray Nozzles, Webcams	5140 · SFAC Pool Supplies/Chemicals	142.64	
	05/31/2021	Qty 2 5 Gal Water	4270 · Office Supplies and Equipment	26.88	
Total Wal-Mart				423.58	423.58
Total				9,731.84	9,731.84

GEORGETOWN-COUNTY PARKS AND RECREATION
Unpaid Bills Detail
 As of June 17, 2021

	Date	Memo	Account	Debit	Credit
1 Better, LLC					
	06/17/2021		2000 · Accounts Payable		349.00
	06/17/2021	Movie Theatre Ad	4300 · Advertising, Print, Marketing	349.00	
Total 1 Better, LLC				349.00	349.00
859print					
	06/15/2021		2000 · Accounts Payable		76.00
	06/15/2021	Vinyl Banner for SFAC	5140 · SFAC Pool Supplies/Chemicals	76.00	
Total 859print				76.00	76.00
American Red Cross					
	05/05/2021		2000 · Accounts Payable		800.00
	05/05/2021	Lifeguard Certifications TBR KRPS	8094 · Pavilion - Aquatics Supplies	800.00	
	05/05/2021		2000 · Accounts Payable		520.00
	05/05/2021	Lifeguard Certifications TBR KRPS	8094 · Pavilion - Aquatics Supplies	520.00	
	05/05/2021		2000 · Accounts Payable		480.00
	05/05/2021	Lifeguard Certifications	8094 · Pavilion - Aquatics Supplies	480.00	
Total American Red Cross				1,800.00	1,800.00
Bluegrass Business Health					
	05/31/2021		2000 · Accounts Payable		865.00
	05/31/2021	Employee Drug Screen QTY 24	4130 · Drug Testing	840.00	
	05/31/2021	Spirometry, Tristian Haynes'	4130 · Drug Testing	25.00	
Total Bluegrass Business Health				865.00	865.00
Erentag Mid-South, Inc.					
	05/26/2021		2000 · Accounts Payable		986.58
	05/26/2021	Hydrochloric Acid	5140 · SFAC Pool Supplies/Chemicals	986.58	
	05/26/2021		2000 · Accounts Payable		531.00
	05/26/2021	Sodium Bicarb, Soda Ash	5140 · SFAC Pool Supplies/Chemicals	531.00	

GEORGETOWN-COUNTY PARKS AND RECREATION
Unpaid Bills Detail
 As of June 17, 2021

	Date	Memo	Account	Debit	Credit
	05/26/2021		2000 - Accounts Payable		358.00
	05/26/2021	Sodium Bicarbonate	8094 - Pavilion - Aquatics Supplies	358.00	
	05/26/2021		2000 - Accounts Payable		50.69
	05/26/2021	Sodium Thiosulfate	8094 - Pavilion - Aquatics Supplies	50.69	
	05/26/2021		2000 - Accounts Payable		179.35
	05/26/2021	Sodium Bicarbonate, Sodium Thiosulfate	5140 - SFAC Pool Supplies/Chemicals	179.35	
	05/26/2021		2000 - Accounts Payable		518.29
	05/26/2021	Hydrochloric Acid	8094 - Pavilion - Aquatics Supplies	518.29	
Total Brenttag Mid-South, Inc.				2,623.91	2,623.91
Bypass Rental Center					
	05/26/2021		2000 - Accounts Payable		300.00
	05/26/2021	Black Mulch	4810 - Supplies	300.00	
	06/15/2021		2000 - Accounts Payable		450.00
	06/15/2021	Black Mulch for Ed Davis and County Park QTY 9 Yards	4810 - Supplies	450.00	
Total Bypass Rental Center				750.00	750.00
Canoe Kentucky					
	05/31/2021		2000 - Accounts Payable		369.23
	05/31/2021	KDZWorld Field Trip Qty 12	6490 - Kidzworld Supplies	369.23	
Total Canoe Kentucky				369.23	369.23
CNA Surety					
	06/15/2021		2000 - Accounts Payable		712.60
	06/15/2021	KY P E Name Schedule (2)	4370 - Liability, Equipment Insurance	712.60	
	06/15/2021		2000 - Accounts Payable		126.33
	06/15/2021	KY P E F P B #3	4370 - Liability, Equipment Insurance	126.33	
Total CNA Surety				838.93	838.93

Georgetown-Scott County Parks and Recreation
Unpaid Bills Detail
As of June 17, 2021

	Date	Memo	Account	Debit	Credit
Cooper Wholesale Inc.					
	05/31/2021	Sof Cling, Laundry Deter., Paper Towel	8074 · Pavilion - Supp., Serv., Repair	279.25	
	05/31/2021		2000 · Accounts Payable		138.61
	05/31/2021	Gloves, Sanitary Liners	8074 · Pavilion - Supp., Serv., Repair	138.61	
	05/31/2021		2000 · Accounts Payable		102.72
	05/31/2021	Pavilion Brooms, Dust Mop, Dust Pan	8074 · Pavilion - Supp., Serv., Repair	51.36	
	05/31/2021	Suff Brooms, Dust Mop, Dust Pan	5200 · SFAC Pool Supplies/Maintenance	51.36	
	05/31/2021		2000 · Accounts Payable		431.19
	05/31/2021	Toilet Tissue, Degreaser, Can Liners, Bio Conqueror	8074 · Pavilion - Supp., Serv., Repair	431.19	
	05/31/2021		2000 · Accounts Payable		1,002.49
	05/31/2021	Suff Custodial Supplies For Opening Operations	5200 · SFAC Pool Supplies/Maintenance	1,002.49	
	05/31/2021		2000 · Accounts Payable		451.36
	05/31/2021	Toilet Tissue, Freshners, Paper Towels	8074 · Pavilion - Supp., Serv., Repair	451.36	
Total Cooper Wholesale Inc.				2,405.62	2,405.62
Cosmic Colors Inc.					
	06/10/2021		2000 · Accounts Payable		928.20
	06/10/2021	Recital T-Shirts For Students	8085 · Pavilion - Dance/Gym Supplies	928.20	
Total Cosmic Colors Inc.				928.20	928.20
Crown Trophy					
	06/15/2021		2000 · Accounts Payable		99.75
	06/15/2021	Name Badges	4270 · Office Supplies and Equipment	99.75	
Total Crown Trophy				99.75	99.75
D-C Elevator Company, Inc.					
	05/31/2021		2000 · Accounts Payable		100.47
	05/31/2021	Scheduled Maintenance May	8074 · Pavilion - Supp., Serv., Repair	100.47	
	06/15/2021		2000 · Accounts Payable		100.47
	06/15/2021	Scheduled Maintenance June 2021	8074 · Pavilion - Supp., Serv., Repair	100.47	
Total D-C Elevator Company, Inc.				200.94	200.94

**Georgetown-Scott County Parks and Recreation
Unpaid Bills Detail
As of June 17, 2021**

	Date	Memo	Account	Debit	Credit
Everman's Aluminum	06/15/2021		2000 · Accounts Payable		1,750.00
	06/15/2021	Concession Bldg Gutters Installed	4810 · Supplies	1,750.00	
Total Everman's Aluminum				1,750.00	1,750.00
Ferguson Enterprises, Inc.	05/31/2021		2000 · Accounts Payable		211.40
	05/31/2021	Suff Ice Machine Filters	5200 · SFAC Pool Supplies/Maintenance	211.40	
	05/31/2021		2000 · Accounts Payable		205.16
	05/31/2021	Qty 4 8Inch Flanges, Primer, Gray Cement	5200 · SFAC Pool Supplies/Maintenance	205.16	
	05/31/2021		2000 · Accounts Payable		226.25
	05/31/2021	Qty 6 2In Test Ball	5200 · SFAC Pool Supplies/Maintenance	226.25	
Total Ferguson Enterprises, Inc.				642.81	642.81
Fuelman	06/15/2021		2000 · Accounts Payable		29.00
	06/15/2021	Pressure Washer Gas	4780 · Fuel and Oil	29.00	
Total Fuelman				29.00	29.00
Georgetown College	05/31/2021		2000 · Accounts Payable		900.00
	05/31/2021	Rental For Dance Recitals May23-28 2021	8085 · Pavilion - Dance/Gym Supplies	900.00	
Total Georgetown College				900.00	900.00
Georgetown News-Graphic	05/31/2021		2000 · Accounts Payable		91.88
	05/31/2021	Portable Toilets/Soda Machines/Aquatic Training Serv. Ad	4300 · Advertising, Print, Marketing	91.88	
Total Georgetown News-Graphic				91.88	91.88

Georgetown-Scott County Parks and Recreation
Unpaid Bills Detail
As of June 17, 2021

	Date	Memo	Account	Debit	Credit
Georgetown Tire LLC					
	05/31/2021		2000 · Accounts Payable		246.16
	05/31/2021	Qty 2 Tires Unit #14	4660 · Vehicle Maintenance and Parts	246.16	
Total Georgetown Tire LLC				246.16	246.16
Global Supply & Floor Equipment					
	05/31/2021		2000 · Accounts Payable		416.50
	05/31/2021	Paper Towels, Can Liners	4810 · Supplies	416.50	
	05/31/2021		2000 · Accounts Payable		90.00
	05/31/2021	Jumbo Toilet Tissue	4810 · Supplies	90.00	
	06/15/2021		2000 · Accounts Payable		147.60
	06/15/2021	2 Boxes of Nitril LG and 2 Boxes of Nitril XL Gloves	4810 · Supplies	147.60	
Total Global Supply & Floor Equipment				654.10	654.10
Hillyard					
	05/31/2021		2000 · Accounts Payable		82.40
	05/31/2021	Arsenal 1 Re Juv Nai	8074 · Pavilion - Supp., Serv., Repair	82.40	
	06/15/2021		2000 · Accounts Payable		160.00
	06/15/2021	Arsenal 1 Top Clean 1 Case	8074 · Pavilion - Supp., Serv., Repair	160.00	
Total Hillyard				242.40	242.40
Kentucky Motor of Gtown					
	05/31/2021		2000 · Accounts Payable	-14.00	
	05/31/2021	Credit for A-1 Brake Part	4660 · Vehicle Maintenance and Parts		-14.00
	05/31/2021		2000 · Accounts Payable		54.24
	05/31/2021	Respirators for Chemicals	8094 · Pavilion - Aquatics Supplies	54.24	
	05/31/2021		2000 · Accounts Payable		156.89
	05/31/2021	Unit 7 A-1 Brake Part, Dorm Hydraulics	4660 · Vehicle Maintenance and Parts	156.89	
	05/31/2021		2000 · Accounts Payable		158.70
	05/31/2021	Unit 7 Oil, Filter, Brake Pads/Rotors	4660 · Vehicle Maintenance and Parts	158.70	

Georgetown-Scott County Parks and Recreation
Unpaid Bills Detail
As of June 17, 2021

	Date	Memo	Account	Debit	Credit
	05/31/2021		2000 · Accounts Payable		65.58
	05/31/2021	Battery/Battery Switch	4810 · Supplies	65.58	
	05/31/2021		2000 · Accounts Payable		100.61
	05/31/2021	Unit 14 Oil, Steering Idler Arm, Steering Pitman Arm	8074 · Pavilion - Supp., Serv., Repair	100.61	
	05/31/2021		2000 · Accounts Payable		7.00
	05/31/2021	Unit 14 Air Filter	8074 · Pavilion - Supp., Serv., Repair	7.00	
	05/31/2021		2000 · Accounts Payable		72.52
	05/31/2021	Unit 2 Oil, Air Filters	8074 · Pavilion - Supp., Serv., Repair	72.52	
	05/31/2021		2000 · Accounts Payable		116.72
	05/31/2021	Unit 20 Suspension Stabilizer, Oil, Filters	8074 · Pavilion - Supp., Serv., Repair	116.72	
	05/31/2021		2000 · Accounts Payable		85.09
	05/31/2021	Battery for Pool Vac	8074 · Pavilion - Supp., Serv., Repair	85.09	
	05/31/2021		2000 · Accounts Payable		47.03
	05/31/2021	Hose For Play Feature	8074 · Pavilion - Supp., Serv., Repair	47.03	
	05/31/2021		2000 · Accounts Payable		30.38
	05/31/2021	Unit 12 Oil, Oil Filter	8074 · Pavilion - Supp., Serv., Repair	30.38	
	05/31/2021		2000 · Accounts Payable		3.85
	05/31/2021	20 Amp Fuse 5 pack	8074 · Pavilion - Supp., Serv., Repair	3.85	
Total Kentucky Motor of Grown				884.61	884.61
Kentucky Portable Toilets					
	05/31/2021		2000 · Accounts Payable		1,165.00
	05/31/2021	Portable Toilets	4810 · Supplies	1,165.00	
Total Kentucky Portable Toilets				1,165.00	1,165.00
Kentucky Utilities Company					
	05/31/2021		2000 · Accounts Payable		16,540.15
	05/31/2021	Markham	4510 · Suffoletta Park	37.97	
	05/31/2021	Oser	4610 · Oser Landing Park	172.22	
	05/31/2021	Horseshoe Pt	4510 · Suffoletta Park	33.86	
	05/31/2021	Louie B. Nunn Dr. Ball	4510 · Suffoletta Park	303.70	
	05/31/2021	Louie B. Nunn Dr.	4510 · Suffoletta Park	435.32	

**Georgetown-Scott County Parks and Recreation
Unpaid Bills Detail
As of June 17, 2021**

	Date	Memo	Account	Debit	Credit
	05/31/2021	151 Ed Davis Lane	9312 - ED - Kentucky Utilities	231.34	
	05/31/2021	Marshall Park Dr. PL	4570 - Marshall Park	603.86	
	05/31/2021	Airport Field 4	4570 - Marshall Park	148.05	
	05/31/2021	1220 Cincinnati Rd. Shop	4600 - Scott County Park	311.00	
	05/31/2021	Marshall Park Dr. Field #1	4570 - Marshall Park	254.92	
	05/31/2021	Airport Rd. Cont. St	4570 - Marshall Park	217.06	
	05/31/2021	1080 Cincinnati Rd. Ballfield	4600 - Scott County Park	82.98	
	05/31/2021	SFAC	5020 - SFAC Kentucky Utilities	531.29	
	05/31/2021	Airport Rd Cont	4570 - Marshall Park	75.37	
	05/31/2021	Pavillon	8068 - Pavillon - Kentucky Utilities	11,750.21	
	05/31/2021	Bating Cage TBR SCYB	4810 - Supplies	598.44	
	05/31/2021	Ed Davis Park	4540 - Ed Davis Park	240.65	
	05/31/2021	Airport Rd Field #2	4570 - Marshall Park	37.24	
	05/31/2021	Airport Rd. Field #3	4570 - Marshall Park	150.55	
	05/31/2021	Loie B Nunn Dr. Ball	4510 - Suffoletta Park	146.62	
	05/31/2021	Airport Rd Field #5	4570 - Marshall Park	39.39	
	05/31/2021	Lisle Rd Soccer Gate	4810 - Supplies	36.62	
	05/31/2021	Oxford Dr	4630 - Oxford Road Park	101.49	
Total Kentucky Utilities Company				16,540.15	16,540.15
Kremer Wholesale, Inc.					
	06/15/2021		2000 - Accounts Payable		152.50
	06/15/2021	Plastic Ducks	6850 - New Prog/Sp Events Supplies	152.50	
Total Kremer Wholesale, Inc.				152.50	152.50
Lowe's Home Centers, Inc.					
	05/31/2021		2000 - Accounts Payable		1,764.80
	05/31/2021	Grill, Air Compressor, Tool Box, Supplies for Opening Pool	5200 - SFAC Pool Supplies/Maintenance	1,060.82	
	05/31/2021	Trash Pickers, Pressure Washer, Shop Supplies	4810 - Supplies	609.93	
	05/31/2021	Pressure Washer	8074 - Pavillon - Supp., Serv., Repair	94.05	
Total Lowe's Home Centers, Inc.				1,764.80	1,764.80

Georgewh-Scott County Parks and Recreation
Unpaid Bills Detail
As of June 17, 2021

	Date	Memo	Account	Debit	Credit
M.O.S.E.S.S. Inc.					
	05/31/2021		2000 · Accounts Payable		21.88
	05/31/2021	Fuel Fil, Trimmer Line	4810 · Supplies	21.88	
Total M.O.S.E.S.S. Inc.				21.88	21.88
Meade Tractor					
	05/31/2021		2000 · Accounts Payable		10.40
	05/31/2021	Grade 5 by O	4810 · Supplies	10.40	
	05/31/2021		2000 · Accounts Payable		59.86
	05/31/2021	Voltage Regulator	4810 · Supplies	59.86	
	05/31/2021		2000 · Accounts Payable		226.21
	05/31/2021	Qty 3 TBW 180 Belts	4690 · Equipment Maintenance and Parts	226.21	
	05/31/2021		2000 · Accounts Payable		578.92
	05/31/2021	Shin Guards	4810 · Supplies	51.00	
	05/31/2021	Qty 2 Stihl FS 91 Trimmers	4690 · Equipment Maintenance and Parts	527.92	
	05/31/2021		2000 · Accounts Payable		200.30
	05/31/2021	Spindle/Sheaver Assb. John Deere Z950M	4690 · Equipment Maintenance and Parts	200.30	
	05/31/2021		2000 · Accounts Payable		91.42
	05/31/2021	JD 4310 Blocks/Filters	4690 · Equipment Maintenance and Parts	91.42	
	05/31/2021		2000 · Accounts Payable		117.84
	05/31/2021	Trimmer Line	4810 · Supplies	34.95	
	05/31/2021	TBW Idler Arm	4690 · Equipment Maintenance and Parts	82.89	
	05/31/2021		2000 · Accounts Payable		225.00
	05/31/2021	Hustler Super 2 Mower Tire	4690 · Equipment Maintenance and Parts	225.00	
	05/31/2021		2000 · Accounts Payable		167.75
	05/31/2021	Z195A Repair For Draining Battery	4690 · Equipment Maintenance and Parts	167.75	
Total Meade Tractor				1,677.70	1,677.70
Miller Transportation					
	06/17/2021		2000 · Accounts Payable		555.00
	06/17/2021	Service To Champs Field Trip	6500 · Kidzworld-Transportation	555.00	

**Georgetown-Scott County Parks and Recreation
Unpaid Bills Detail
As of June 17, 2021**

	Date	Memo	Account	Debit	Credit
	06/17/2021		2000 · Accounts Payable		555.00
	06/17/2021	Service To Chuck E Cheese Field Trip	6500 · Kidzworld-Transportation	555.00	
Total Miller Transportation				1,110.00	1,110.00
Netgain Technologies, Inc.					
	05/31/2021		2000 · Accounts Payable		412.50
	05/31/2021	Remote Support	4320 · Technology Support	412.50	
	06/17/2021		2000 · Accounts Payable		906.19
	06/17/2021	Laptop Aquatics Manager	4270 · Office Supplies and Equipment	906.19	
Total Netgain Technologies, Inc.				1,318.69	1,318.69
New Life Cleaning Services					
	05/31/2021		2000 · Accounts Payable		233.75
	05/31/2021	Carpet Cleaned and Deodorized	8074 · Pavilion - Supp., Serv., Repair	233.75	
Total New Life Cleaning Services				233.75	233.75
NRPA					
	05/31/2021		2000 · Accounts Payable		675.00
	05/31/2021	Qty 1 Premier Pkg Annual Membership	4360 · Continuing Education	675.00	
Total NRPA				675.00	675.00
Pepsi-Cola Bottling Company					
	05/31/2021		2000 · Accounts Payable		341.70
	05/31/2021	Pepsi Products	8090 · Pavilion - Concession	341.70	
	05/31/2021		2000 · Accounts Payable		1,706.76
	05/31/2021	Suff Concession Pepsi Products TBR By Stephanie	5500 · Concession Supplies and Equipme	1,706.76	
Total Pepsi-Cola Bottling Company				2,048.46	2,048.46
Polycraft Tool Inc.					
	05/31/2021		2000 · Accounts Payable		80.00
	05/31/2021	Re-Pin T-Handle Tool for Spray Pad QTY 2	5200 · SFAC Pool Supplies/Maintenance	80.00	
Total Polycraft Tool Inc.				80.00	80.00

Sevier-Scott County Parks and Recreation
Unpaid Bills Detail
 As of June 17, 2021

	Date	Memo	Account	Debit	Credit
PowerDMS, Inc.					
	05/31/2021		2000 · Accounts Payable		3,510.40
	05/31/2021	Annual Capital Standards 5/30/21-5/29/22	4320 · Technology Support	1,150.00	
	05/31/2021	Qty 40 Users SDMS-AS 5/30/21-5/29/22	4320 · Technology Support	2,360.40	
Total PowerDMS, Inc.				3,510.40	3,510.40
Recreonics Corporation					
	05/31/2021		2000 · Accounts Payable		2,418.26
	05/31/2021	Qty 4 Steiner Double Head Chemical Pumps	5200 · SFAC Pool Supplies/Maintenance	2,365.00	
	05/31/2021	Freight	5200 · SFAC Pool Supplies/Maintenance	53.26	
	06/15/2021		2000 · Accounts Payable		66.89
	06/15/2021	Lid O-Ring, Freight	8074 · Pavilion - Supp., Serv., Repair	66.89	
Total Recreonics Corporation				2,485.15	2,485.15
Sherwin Williams					
	05/31/2021		2000 · Accounts Payable		45.67
	05/31/2021	Paint For Employee Break Room	8074 · Pavilion - Supp., Serv., Repair	45.67	
	05/31/2021		2000 · Accounts Payable		39.99
	05/31/2021	Painting Supplies For SFAC	5200 · SFAC Pool Supplies/Maintenance	39.99	
Total Sherwin Williams				85.66	85.66
SiteOne Landscape Supply LLC					
	06/15/2021		2000 · Accounts Payable		118.76
	06/15/2021	Clay-Marshall Park	4810 · Supplies	118.76	
	06/15/2021		2000 · Accounts Payable		148.45
	06/15/2021	Clay-Ed Davis Horseshoe Pits	4810 · Supplies	148.45	
Total SiteOne Landscape Supply LLC				267.21	267.21

Georgetown-Scott County Parks and Recreation
Unpaid Bills Detail
As of June 17, 2021

	Date	Memo	Account	Debit	Credit
Southern States					
	05/31/2021		2000 · Accounts Payable		2,901.86
	05/31/2021	Fuel for Vehicles	4780 · Fuel and Oil	1,350.44	
	05/31/2021	Fuel for Mow/ndg. Weedeating	4780 · Fuel and Oil	1,551.42	
Total Southern States				2,901.86	2,901.86
Swank Motion Pictures Inc.					
	05/31/2021		2000 · Accounts Payable		425.00
	05/31/2021	Movie Rights For Horsey Hundred Event	6850 · New Prog/Sp Events Supplies	425.00	
	06/10/2021		2000 · Accounts Payable		425.00
	06/10/2021	Sonic the Hedgehog June 11th Movie in the Park	6850 · New Prog/Sp Events Supplies	425.00	
Total Swank Motion Pictures Inc.				850.00	850.00
Swim Pro Supply					
	05/31/2021		2000 · Accounts Payable		2,397.70
	05/31/2021	Liq Chlorine, Sequsol	5140 · SFAC Pool Supplies/Chemicals	2,397.70	
	05/31/2021		2000 · Accounts Payable		1,909.10
	05/31/2021	Liq Chlorine, Reagent Testing Strips, Sequa Sol	5140 · SFAC Pool Supplies/Chemicals	1,909.10	
	06/15/2021		2000 · Accounts Payable		228.95
	06/15/2021	Flowmeter	5200 · SFAC Pool Supplies/Maintenance	228.95	
	06/15/2021		2000 · Accounts Payable		1,357.80
	06/15/2021	Acrylic Lid, 10 Rings	5200 · SFAC Pool Supplies/Maintenance	1,357.80	
	06/15/2021		2000 · Accounts Payable		1,361.55
	06/15/2021	Chlorine, Test Strips	8094 · Pavilion - Aquatics Supplies	1,361.55	
Total Swim Pro Supply				7,255.10	7,255.10
Theatre House					
	05/31/2021		2000 · Accounts Payable		190.67
	05/31/2021	Frog Mascot Costume	6850 · New Prog/Sp Events Supplies	190.67	
Total Theatre House				190.67	190.67

Georgetown-Scott County Parks and Recreation
Unpaid Bills Detail
 As of June 17, 2021

	Date	Memo	Account	Debit	Credit
Time Warner Cable					
	06/15/2021		2000 · Accounts Payable		1,078.01
	06/15/2021	Phone, Internet, TV Pavilion	8074 · Pavilion - Supp., Serv., Repair	436.72	
	06/15/2021	TV, Internet Ed Davis	9315 · ED Internet Service/Cable	241.34	
	06/15/2021	Internet Maintenance	4600 · Scott County Park	134.98	
	06/15/2021	Internet Suffolketa	5060 · SFAC Center Phone	134.98	
	06/15/2021	Internet Concession Bldg	4810 · Supplies	129.99	
Total Time Warner Cable				1,078.01	1,078.01
Whitaker Bank, N.A.					
	05/31/2021		2000 · Accounts Payable		241.96
	05/31/2021	Eads Hardware HD Fork	4810 · Supplies	145.99	
	05/31/2021	Dollar Tree Gift Basket Supplies	4300 · Advertising, Print, Marketing	8.00	
	05/31/2021	Panera Lunch For Staff Working On Salary Workshop	8104 · Pavilion - Miscellaneous Expens	87.95	
	05/31/2021	SFAC Test Transaction For Credit Card Machines	3150 · Pool Income	0.02	
Total Whitaker Bank, N.A.				241.96	241.96
Whitlock Electric					
	05/31/2021		2000 · Accounts Payable		1,080.00
	05/31/2021	Retro Fitted 7 Safety Lights-County Park	4810 · Supplies	1,080.00	
Total Whitlock Electric				1,080.00	1,080.00
Wiseway					
	05/31/2021		2000 · Accounts Payable		26.95
	05/31/2021	LED 150 Watt Bulb	5200 · SFAC Pool Supplies/Maintenance	26.95	
	05/31/2021		2000 · Accounts Payable		238.80
	05/31/2021	Qty 20 42W' Alto Bulbs	5200 · SFAC Pool Supplies/Maintenance	238.80	
	05/31/2021		2000 · Accounts Payable		330.28
	05/31/2021	Adv. Ballast, Cool Whit Lamp, Qty 20 Fluorescent Lamps	5200 · SFAC Pool Supplies/Maintenance	330.28	
	05/31/2021		2000 · Accounts Payable		85.20
	05/31/2021	32W Lamp Qty 30	5200 · SFAC Pool Supplies/Maintenance	85.20	
Total Wiseway				681.23	681.23

DeWitt-Scott County Parks and Recreation
Unpaid Bills Detail
 As of June 17, 2021

	Date	Memo	Account	Debit	Credit
Younger Inc. Electrical Service	05/31/2021		2000 · Accounts Payable		690.50
	05/31/2021	Trouble Shop, And Replace Exhaust Fan	5200 · SFAC Pool Supplies/Maintenance	690.50	
	05/31/2021		2000 · Accounts Payable		328.50
Total Younger Inc. Electrical Service	05/31/2021	Labor For TV/Mount and Exhaust Replacement	5200 · SFAC Pool Supplies/Maintenance	328.50	
Your Name Here Advertising Products				1,019.00	1,019.00
	05/31/2021		2000 · Accounts Payable		1,578.35
	05/31/2021	Staff T-Shirts	4200 · Staff Uniforms	1,578.35	
Total Your Name Here Advertising Products				1,578.35	1,578.35
Total				66,760.07	66,760.07

June 15, 2021

To the Audit Committee
Georgetown Scott County Parks & Recreation

We have audited the financial statements of Georgetown Scott County Parks & Recreation for the year ended June 30, 2020 and have issued our report thereon dated June 15, 2021. Professional standards require that we provide you with information related to our audit

Our Responsibility under U.S. Generally Accepted Auditing Standards

As stated in our engagement letter dated October 2, 2020 our responsibility, as described by professional standards, is to express an opinion about whether the financial statements prepared by management with your oversight are fairly presented, in all material respects, in conformity with U.S. generally accepted accounting principles. Our audit of the financial statements does not relieve you or management of your responsibilities.

Planned Scope and Timing of the Audit

We performed the audit according to the planned scope and timing previously communicated to you in our meeting about planning matters on October 2, 2020.

Significant Audit Findings

Qualitative Aspects of Accounting Practices

Management is responsible for the selection and use of appropriate accounting policies. The significant accounting policies used by Georgetown Scott County Parks & Recreation are described in note 1 to the financial statements. No new accounting policies were adopted and the application of existing policies was not changed during the year ended June 30, 2020. We noted no transactions entered into by Georgetown Scott County Parks & Recreation during the year which there is a lack of authoritative guidance or consensus. All significant transactions have been recognized in the financial statements in the proper period.

Accounting estimates are an integral part of the financial statements prepared by management and are based on management's knowledge and experience about past and current events and assumptions about future events. Certain accounting estimates are particularly sensitive because of their significance to the financial statements and because of the possibility that future events affecting them may differ significantly from those expected. The most sensitive estimate(s) affecting the financial statements were:



Management's estimate of the useful lives of the fixed assets based on their analysis and observation of the assets. We evaluated the key factors and assumptions used to develop the useful lives in determining that it is reasonable in relation to the financial statements taken as a whole.

The actuary determined values of the net pension and net OPEB liabilities, the related deferred inflows and outflows, and retirement expense. We evaluated the key factors and assumptions used to develop the proportionate share of the liabilities, deferred inflows, deferred outflows, and expenses.

Difficulties Encountered in Performing the Audit

We encountered no significant difficulties in dealing with management in performing and completing our audit.

Corrected and Uncorrected Misstatements

Professional standards require us to accumulate all known and likely misstatements identified during the audit, other than those that are trivial, and communicate them to the appropriate level of management. The list of these misstatements are attached to this letter.

Disagreements with Management

For purposes of this letter, professional standards define a disagreement with management as a financial accounting, reporting, or auditing matter, whether or not resolved to our satisfaction that could be significant to the financial statements or the auditor's report. We are pleased to report that no such disagreements arose during the course of our audit.

Management Representations

We have requested certain representations from management that are included in the management representation letter dated June 15, 2021.

Management Consultations with Other Independent Accountants

In some cases, management may decide to consult with other accountants about auditing and accounting matters, similar to obtaining a "second opinion" on certain situations. If a consultation involves application of an accounting principle to the Organization's financial statements or a determination of the type of auditor's opinion that may be expressed on those statements, our professional standards require the consulting accountant to check with us to determine that the consultant has all the relevant facts. To our knowledge, there were no such consultations with other accountants.

Other Audit Findings or Issues

We generally discuss a variety of matters, including the application of accounting principles and auditing standards, with management each year prior to retention as the Organization's auditors. However, these discussions occurred in the normal course of our professional relationship and our responses were not a condition to our retention.

Other Matters

We applied certain limited procedures to the management's discussion and analysis, budgetary comparison information, schedule of proportionate share of the net pension liability, the schedule of pension contributions, the schedule of changes in benefits and assumptions- pension, schedule of proportionate share of the net OPEB liability, the schedule of OPEB contributions, and the schedule of changes in benefits and assumptions- OPEB which are required supplementary information (RSI) that supplements the basic financial statements. Our procedures consisted of inquiries of management regarding the methods of preparing the information and comparing the information for consistency with management's responses to our inquiries, the basic financial statements, and other knowledge we obtained during our audit of the basic financial statements. We did not audit the RSI and do not express an opinion or provide any assurance on the RSI.

Restriction on Use

This information is intended solely for the use of the Audit Committee and management of Georgetown Scott County Parks & Recreation and is not intended to be and should not be used by anyone other than these specified parties.

Yours truly,

Craft, Waninger, Noble & Company, PLLC

Craft, Waninger, Noble & Company, PLLC

Bills Added

As of June 21, 2021

	Date	Memo	Account	Debit	Credit
American Red Cross	06/21/2021		2000 · Accounts Payable		1,664.00
	06/21/2021	Lifeguard Certifications Some Reimbursement From KRPS	8094 · Pavilion - Aquatics Supplies	1,664.00	
Total American Red Cross				1,664.00	1,664.00
ASCAP	06/21/2021		2000 · Accounts Payable		442.74
	06/21/2021	Music License Annual Fee 7/15/21-7/14/22	8085 · Pavilion - Dance/Gym Supplies	442.74	
Total ASCAP				442.74	442.74
Champs	06/21/2021		2000 · Accounts Payable		250.00
	06/21/2021	Champs KDZWorld Field Trip Qty 50	6490 · Kidzworld Supplies	250.00	
Total Champs				250.00	250.00
Global Supply & Floor Equipment	06/21/2021		2000 · Accounts Payable		389.50
	06/21/2021	Can Liners	4810 · Supplies	389.50	
Total Global Supply & Floor Equipment				389.50	389.50
Kentucky League of Cities	06/21/2021		2000 · Accounts Payable		10,667.84
	06/21/2021	Property Insurance 7/1/21-7/1/22	4370 · Liability, Equipment Insurance	10,667.84	
	06/21/2021		2000 · Accounts Payable		68,246.86
	06/21/2021	Liability Insurance 7/1/21-7/1/22	4370 · Liability, Equipment Insurance	68,246.86	
	06/21/2021		2000 · Accounts Payable		41,267.73
	06/21/2021	Workers Compensation Insurance 7/1/21-7/1/22	4120 · Workers Compensation	41,267.73	
Total Kentucky League of Cities				120,182.43	120,182.43

SCOTT COUNTY PARKS AND RECREATION
Bills Added
 As of June 21, 2021

	Date	Memo	Account	Debit	Credit
Lyons Do It Best Hardware	06/21/2021		2000 · Accounts Payable		28.47
	06/21/2021	Concession Bldg Keys, Staples	4810 · Supplies	28.47	
Total Lyons Do It Best Hardware				28.47	28.47
Scott County Softball Club	06/21/2021		2000 · Accounts Payable		325.00
	06/21/2021	Adult CoEd Softball League Team Fee	6340 · Youth Softball	325.00	
Total Scott County Softball Club				325.00	325.00
Swim Pro Service, Inc.	06/21/2021		2000 · Accounts Payable		293.65
	06/21/2021	Air Tank Refill, Drain Screws, Retap Screws	8074 · Pavilion - Supp., Serv., Repair	293.65	
Total Swim Pro Service, Inc.				293.65	293.65
Younger Inc. Electrical Service	06/21/2021		2000 · Accounts Payable		516.00
	06/21/2021	SFAC Repair Emergency Stop Button On Slide	5200 · SFAC Pool Supplies/Maintenance	516.00	
Total Younger Inc. Electrical Service				516.00	516.00
Total				124,091.79	124,091.79



SCOTT COUNTY SOFTBALL CLUB

Georgetown, Kentucky

Annual Report
July 2020 - June 2021



2020 Season:

Players : 209

Number of Teams : 18

Coaches : 43

Board Members : 7

Total Number of Hours by Volunteers:

4,714

2021 Spring Season

Players : 255


Number of Teams : 26

Coaches : 46

Board Members : 9


Total Number of Hours by Volunteers:

5,110



Scholarships

\$6668.00 given to 6 players





Updates to Facilities:

Painted Concession Stand

Painted Picnic Benches

Needs and Wants

New Dirt on all Fields

Permanent Fence for the Outfield on Field 1

Realign the Bases and Home Plate

Put Grass Around the Infield

Add Warning Track to the Outfields

Fix the Fences on Field 1, 3, & 4

6/21/2021

Profit and Loss Statement
7/1/2020 through 6/21/2021 (Cash Basis)

7/1/2020-6/21/2021

6/21/2021

Category	7/1/2020-6/21/2021
INCOME	
Uncategorized	879.86
Concession Income	6,767.86
Field Rentals	
Maintenance for MS	490.00
TOTAL Field Rentals	490.00
Fundraisers	234.00
Donations	401.19
Sponsorships	991.52
TOTAL Fundraisers	1,628.71
Other Income	116.11
Registration Income	660.50
Sporting	43,356.29
TOTAL Registration Income	44,016.79
TOTAL INCOME	53,900.13
EXPENSES	
Uncategorized	6,196.89
Advertising	
Banners	1,035.69
Brochures & Flyers	237.20
Facebook	35.00
TOTAL Advertising	1,307.89
Banking Fees	
Merchant Fees	709.18
TOTAL Banking Fees	709.18
Concession Expenses	
Concession Food & Supplies	7,942.10
Concession Maintenance	491.04
Concession Workers	1,428.50
TOTAL Concession Expenses	9,861.64
Donations to Other Organizations	4,891.51
Field Maintenance	
Maintenance Supplies	1,977.86
Maintenance Work	800.00
TOTAL Field Maintenance	2,877.86
Fundraiser Expenses	570.55
Legal and Professional Fees	
CPA	1,312.39
Licenses	15.00
Software	246.12
TOTAL Legal and Professional Fees	1,573.52
Meals & Entertainment	
Other Meets and Entertainment	1,595.33
TOTAL Meals & Entertainment	1,595.33
Misc. Expense (Business)	60.32
Softail Equipment	289.93
Umpire Expenses	
Umpires - Spring	5,130.00
TOTAL Umpire Expenses	5,130.00

Category	7/1/2020-6/21/2021
Uniform Expenses	
Umpires - Spring	8,000.00
TOTAL Uniform Expenses	8,000.00
TOTAL EXPENSES	37,835.36
OVERALL TOTAL	16,064.76

Profit and Loss Statement
7/1/2020 through 6/21/2021 (Cash Basis)

7/1/2020-6/21/2021

May 2021 Program Report
For June 21, 2021 GSC Parks & Recreation Board Meeting
Ednal Maynard

Pavilion Operations

Pavilion Program Attendance: **879**

Pavilion Annual Membership: **1,586**

Pavilion Daily Passes: **4,122**

Total Pavilion Attendance Including Programs, Passes, Non-Participants, and Rentals: 6,587

Fiscal Year To Date Attendance: **63,352**

Pavilion Operations Income: **\$60,133.49**

Pavilion Expenses: **\$52,937.11**

Pavilion Recovery Rate: **114%**

Ed Davis Learning Center

EDLC Attendance Including Daily Attendance, Programs, Community Services, and Rentals: 334

Daily Attendance: **144**

Community Events: **0**

Programs: **0**

Meetings: **17**

Rentals: **173**

Repast: **0**



Pavilion Operations Revenue / Expense Report for May

Revenue	2017	2018	2019	2020	2021
20 Visit Pass	\$1,588.20	\$1,442.00	\$1,906.00	\$80.00	\$818.00
6 Month Pass	\$2,237.00	\$1,751.00	\$3,783.50		\$2,168.00
Annual Pass	\$28,975.66	\$32,907.36	\$37,080.15	\$3,772.13	\$17,724.19
Aquatic Programs	\$18,205.25	\$13,283.75	\$5,801.70	\$93.00	\$653.00
Camp Programs	\$21,584.50	\$20,586.75	\$15,201.50	(\$2,024.00)	\$14,036.00
Child Care	\$16.00	\$6.00			\$4.00
Concessions	\$2,088.00	\$7,425.00	\$1,892.55		\$1,083.00
Daily Pass	\$19,098.20	\$20,263.35	\$18,422.41		\$19,824.25
Deposit Fee Return	(\$688.00)	(\$693.00)	(\$477.00)		
Facility Rentals	\$1,451.00	\$1,337.00	\$880.00	(\$476.50)	\$435.00
Fun Express Program					\$120.00
Gymnasium Programs	\$3,135.35	\$2,436.00	\$1,256.25		\$200.00
Land Programs	\$3,567.00	\$15,690.00	\$12,777.00	\$131.00	\$3,018.25
Miscellaneous	\$131.00	\$125.00	\$90.00		\$59.80
Program Refunds	(\$3,106.26)	(\$4,079.54)	(\$1,352.66)		(\$10.00)
Total Revenue	\$98,282.90	\$112,480.67	\$97,261.40	\$1,575.63	\$60,133.49

Expenses

	2017	2018	2019	2020	2021
Miscellaneous					\$87.95
Salaries	\$43,697.73	\$42,677.64	\$62,093.32	\$13,110.36	\$27,987.33
Supplies/ Equipment	\$15,554.90	\$18,192.70	\$24,780.60	\$28,862.50	\$9,337.62
Utilities	\$14,283.16	\$13,337.88	\$20,776.79	\$12,816.65	\$15,524.21
Total Expenses	\$73,535.79	\$74,208.22	\$107,650.71	\$54,789.51	\$52,937.11



FY 2020 - 2021 Attendance

Attendance Category	Jul	Aug	Sep	Oct	Nov	Dec	Jan	Feb	Mar	Apr	May	Jun	Total Of Attendance
20 Visit Pass	164	247	213	230	162	171	174	140	219	233	222		2175
20 Visit Walker Pass	39	58		38		56							191
6 Month Pass	94	194	154	139	143	163	173	192	283	257	229		2021
Annual Pass	1304	2051	1493	1694	1406	1128	1635	1431	1684	1815	1586		17227
Complimentary Pass	25	20	5	27	4	7	25	33	19	24	22		211
Daily Pass	1445	1465	713	2437	1437	534	1014	2795	3896	1923	4122		21781
Observer Attendance	86	189	251	302	131	23	168	152	318	230	43		1893
Program Attendance	1015	1533	2153	2124	1620	718	1407	1283	1798	1277	879		15807
Rental / Meeting Attendance	8		12		11	136	250	443	611	303	272		2046
Total:	4180	5757	4994	6991	4914	2936	4846	6469	8828	6062	7375		63,352



FY 2020 - 2021 Pavilion Based Program Attendance

Program	Jul	Aug	Sep	Oct	Nov	Dec	Jan	Feb	Mar	Apr	May	Jun	Total
Aqua Zumba	47	61	63	60	35	11	19	14	69	46	48		473
Cardio Circuit Silver Sneakers	83	93	124	104	90	106	54	59	128	112	106		1059
Cardio Fusion	2												2
Dance and Gymnastics		55	119	98	73		95	246	320	248	30		1284
Dance Fitness	31	45	44										120
Ignition	28	32	36	34	33	55	27	20	57	56	41		419
Kid Zone	82	64	61	48	59	9	52	29	30	45	56		535
Lifeguard Instructor Course		3	3				2		5	5	28		46
Lifeguard Recertification									4	2			6
Lifeguard Training Class									9				9
Line Dancing	60	60	89	137	96	35	67	51	78	101	119		893
Marital Arts													50
Men's Basketball				16	14								30
Open Volleyball				28	71				10	10			119
Personal Training			1					5	3	3			12
Pickle Ball	112	92	135	133	121	56	186	182	214	142	145		1518
Pilates					14	6	7	8	17	13	11		76
SilverSneakers Classic	144	142	150	149	62	116	64	39	115	88	78		1147
Start Smart Basketball				5	6								11
Stingrays											18		18
STRONG	1												1
SuperSharks Swim Team	34	479	849	789	729	306	644	470	362	88	1		4751
Swim Lessons	88	122	146	212	44		86	33	148	107	5		991
Water Aerobics	240	213	241	222	129	11	67	49	183	197	174		1726
Zumba	39	47	52	43	25	2	26	16	14				264
Total:	991	1508	2113	2078	1601	713	1396	1271	1766	1263	860		15,560



5 Year Attendance Comparison for May

Attendance Type	2017	2018	2019	2020	2021
20 Visit Pass	286	265	280	0	222
20 Visit Walker Pass	202	157	128	0	0
6 Month Pass	400	476	431	0	229
Annual Pass	4194	4530	3974	0	1586
Complimentary Pass	52	59	50	0	22
Daily Pass	3722	4128	3651	0	4122
Observer Attendance		569	457	0	43
Off-Site Program Attendance	67	32	8		
Program Attendance	3793	3412	3335	0	879
Rental / Meeting Attendance	339	356	700	0	272
Total	13055	13984	13014	0	7375



2016 - to Date Fiscal Year Attendance Comparison

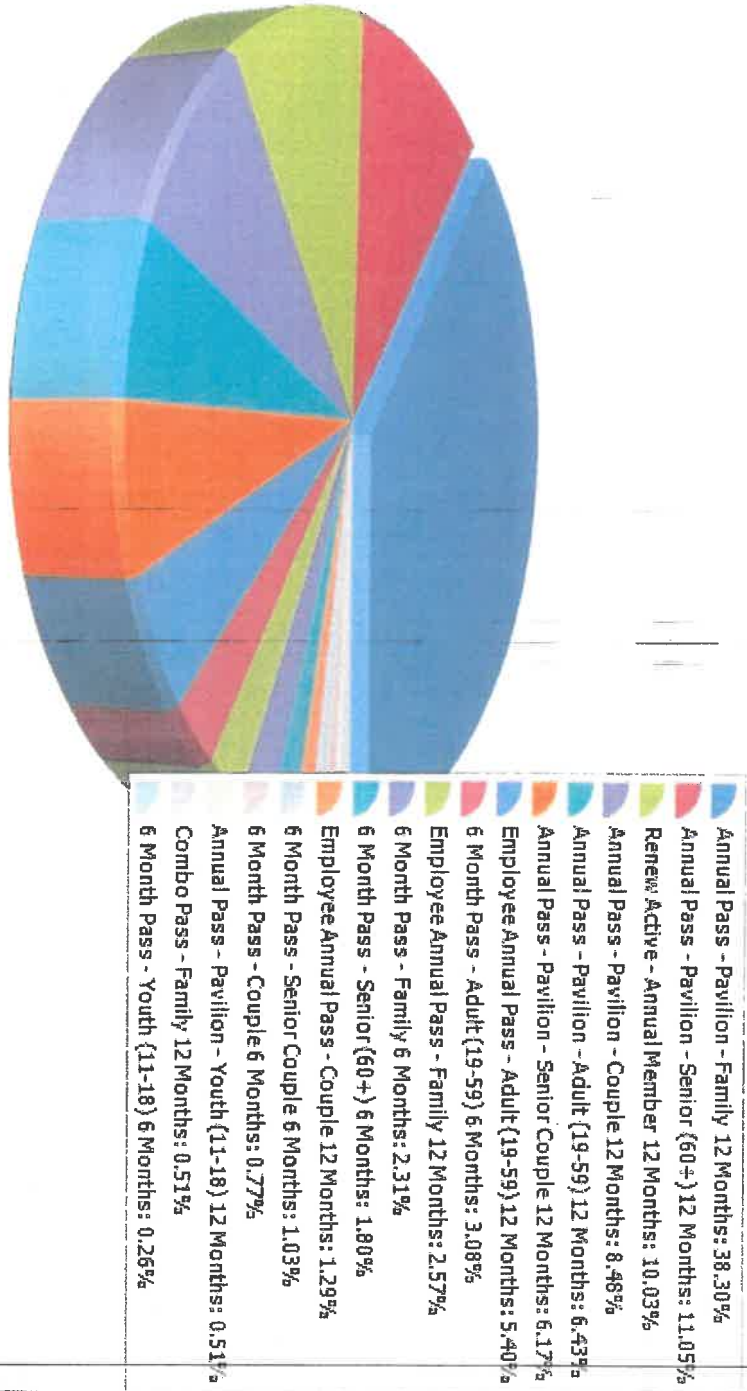
Attendance Type	2016-17	2017-18	2018-19	2019-20	2020-21
Daily Pass	35211	39074	34959	20418	21781
Complimentary Pass	656	577	564	338	211
20 Visit Pass	3842	3284	3145	2218	2175
6 Month Pass	6087	6507	5558	3213	2021
20 Visit Walker Pass	3328	3333	2880	1973	191
Rental / Meeting Attendance	4306	3883	5533	5706	2046
Annual Pass	45631	52177	46454	30733	17227
Program Attendance	47230	43616	42868	29062	15807
Coupon Pass					
Off-Site Program Attendance	631	488	231	10	
Observer Attendance	39	7900	7763	5031	1893
Total	146961	160839	149955	98702	63352

Membership Type
Total # of Members


20 Visit Pass - Adult (19-59) 20 Visits: 22.08%	Home School Gym and Swim - Home School 8 Visits: 0.11%	Land Fitness Pass - Child
Walker Pass - Individual 20 Visits: 19.32%	Aqua Jogging - SF&C Only - Individual 12 Visits: 0.11%	Water Fitness Pass - Indiv
Walker Pass - Senior (60+) 20 Visits: 14.95%	Daily Pass - Child (3-10) 1 Visits: 0.11%	KRPS 1 Improving Team E
Land Fitness Pass - Individual 10 Visits: 9.11%	Personal Training Pass - Individual 10 Visits: 0.09%	
20 Visit Pass - Senior (60+) 20 Visits: 6.88%	Home School Gym and Swim - Annual Member 8 Visits: 0.09%	
Water Fitness Pass - Senior (60+) 10 Visits: 4.50%	Home School Gym and Swim Additional Child - Annual Member 4 Visits: 0.07%	
20 Visit Pass - Youth (11-18) 20 Visits: 4.41%	Martial Arts Group Lessons - Individual 8 Visits: 0.07%	
Water Fitness Pass - Individual 10 Visits: 4.20%	Aqua Jogging - Pavilion Only - Senior (60+) 10 Visits: 0.07%	
20 Visit Pass - Child (3-10) 20 Visits: 2.95%	Aqua Jogging - SF&C Only - Senior (60+) 12 Visits: 0.07%	
Home School Gym and Swim - Youth (11-18) 8 Visits: 2.36%	Land Fitness Pass - Annual Member 10 Visits: 0.07%	
Home School Gym and Swim - Child (3-10) 8 Visits: 1.70%	Home School Gym and Swim Additional Child - Child (3-10) 8 Visits: 0.05%	
Land Fitness Pass - Senior (60+) 10 Visits: 1.64%	Private Swim Lesson Pass - Senior (60+) 6 Visits: 0.05%	
Private Swim Lesson Pass - Child (3-10) 6 Visits: 1.63%	Aqua Jogging - Pavilion Only - Individual 10 Visits: 0.05%	
Private Swim Lesson Pass - Individual 6 Visits: 0.79%	Home School Gym and Swim Additional Child - Youth (11-18) 8 Visits: 0.04%	
Semi-Private Swim Lessons - Individual 6 Visits: 0.43%	Aqua Zumba - Individual 10 Visits: 0.04%	
Child Care Pass - Child (3-10) 12 Visits: 0.30%	Home School Gym and Swim Additional Child - Child (3-10) 4 Visits: 0.04%	
Personal Training Pass - Individual 5 Visits: 0.27%	Water Fitness Pass - Senior Annual Member 20 Visits: 0.04%	
Daily Pass - Adult (19-59) 1 Visits: 0.16%	Aqua Zumba - Annual Member 10 Visits: 0.04%	
Home School Gym and Swim - Youth (11-18) 4 Visits: 0.16%	Home School Gym and Swim - Annual Member 4 Visits: 0.04%	
Home School Gym and Swim Additional Child - Annual Member 8 Visits: 0.14%	Water Fitness Pass - Senior (60+) 20 Visits: 0.04%	
Daily Pass - Youth (11-18) 1 Visits: 0.14%	Dance Private Lessons w/ Instructor - Child (3-10) 4 Visits: 0.02%	
Water Fitness Pass - Senior Annual Member 10 Visits: 0.13%	Dance Private Lessons w/ Director - Youth (11-18) 4 Visits: 0.02%	
Water Fitness Pass - Annual Member 10 Visits: 0.13%	Home School Gym and Swim - Home School 4 Visits: 0.02%	
Home School Gym and Swim - Child (3-10) 4 Visits: 0.13%	Dance Private Lessons w/ Instructor - Senior (60+) 4 Visits: 0.02%	
Dance Private Lessons w/ Instructor - Youth (11-18) 4 Visits: 0.11%	Home School Gym and Swim Additional Child - Youth (11-18) 4 Visits: 0.02%	





Membership Type Total # of Memberships




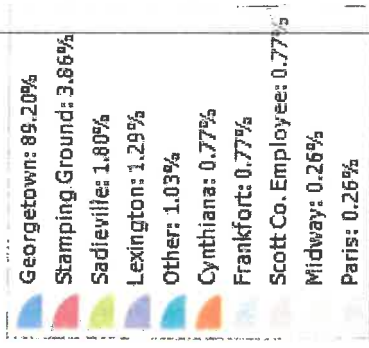
Membership Type Total # of Members



Municipality By Members



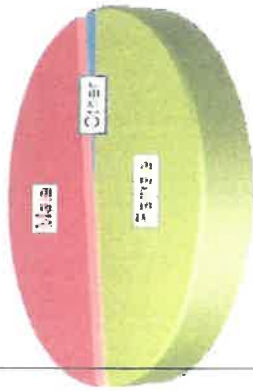

Municipality By Memberships



Membership Demographics - Graphs

06/18/2021 10:09 AM

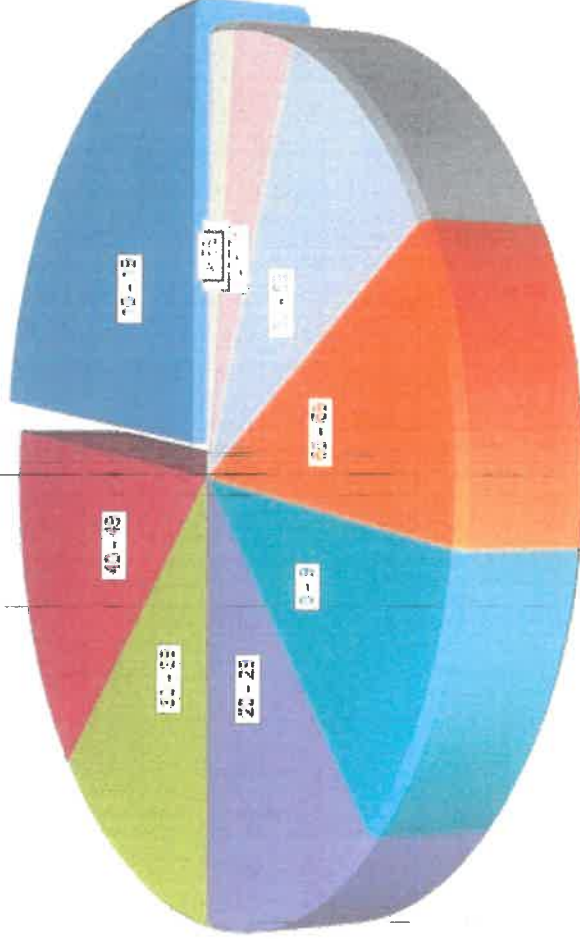
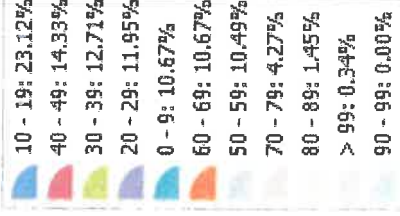
Gender



Residency





Age



Visit Pass Type Total # of Visit Passes

20 Visit Pass - Adult (19-59) 20 Visits: 22.11%	Daily Pass - Child (3-10) 1 Visits: 0.11%	KRPS 1 Improving Team E
Walker Pass - Individual 20 Visits: 19.36%	Dance Private Lessons w/ Instructor - Youth (11-18) 4 Visits: 0.11%	Land Fitness Pass - Child
Walker Pass - Senior (60+) 20 Visits: 14.97%	Home School Gym and Swim - Home School 8 Visits: 0.11%	Water Fitness Pass - Indiv
Land Fitness Pass - Individual 10 Visits: 9.12%	Home School Gym and Swim - Annual Member 8 Visits: 0.09%	
20 Visit Pass - Senior (60+) 20 Visits: 6.89%	Personal Training Pass - Individual 10 Visits: 0.09%	
Water Fitness Pass - Senior (60+) 10 Visits: 4.51%	Aqua Jogging - Pavilion Only - Senior (60+) 10 Visits: 0.07%	
20 Visit Pass - Youth (11-18) 20 Visits: 4.42%	Aqua Jogging - SFAC Only - Senior (60+) 12 Visits: 0.07%	
Water Fitness Pass - Individual 10 Visits: 4.20%	Home School Gym and Swim Additional Child - Annual Member 4 Visits: 0.07%	
20 Visit Pass - Child (3-10) 20 Visits: 2.95%	Land Fitness Pass - Annual Member 10 Visits: 0.07%	
Home School Gym and Swim - Youth (11-18) 8 Visits: 2.36%	Martial Arts Group Lessons - Individual 6 Visits: 0.07%	
Home School Gym and Swim - Child (3-10) 8 Visits: 1.70%	Aqua Jogging - Pavilion Only - Individual 10 Visits: 0.05%	
Land Fitness Pass - Senior (60+) 10 Visits: 1.65%	Home School Gym and Swim Additional Child - Child (3-10) 8 Visits: 0.05%	
Private Swim Lesson Pass - Child (3-10) 6 Visits: 1.56%	Private Swim Lesson Pass - Senior (60+) 6 Visits: 0.05%	
Private Swim Lesson Pass - Individual 6 Visits: 0.72%	Aqua Zumba - Annual Member 10 Visits: 0.04%	
Semi-Private Swim Lessons - Individual 6 Visits: 0.43%	Aqua Zumba - Individual 10 Visits: 0.04%	
Child Care Pass - Child (3-10) 12 Visits: 0.30%	Home School Gym and Swim - Annual Member 4 Visits: 0.04%	
Personal Training Pass - Individual 5 Visits: 0.25%	Home School Gym and Swim Additional Child - Child (3-10) 4 Visits: 0.04%	
Daily Pass - Adult (19-59) 1 Visits: 0.16%	Home School Gym and Swim Additional Child - Youth (11-18) 8 Visits: 0.04%	
Home School Gym and Swim - Youth (11-18) 4 Visits: 0.16%	Water Fitness Pass - Senior (60+) 20 Visits: 0.04%	
Daily Pass - Youth (11-18) 1 Visits: 0.14%	Water Fitness Pass - Senior Annual Member 20 Visits: 0.04%	
Home School Gym and Swim Additional Child - Annual Member 8 Visits: 0.14%	Dance Private Lessons w/ Director - Youth (11-18) 4 Visits: 0.02%	
Home School Gym and Swim - Child (3-10) 4 Visits: 0.13%	Dance Private Lessons w/ Instructor - Child (3-10) 4 Visits: 0.02%	
Water Fitness Pass - Annual Member 10 Visits: 0.13%	Dance Private Lessons w/ Instructor - Senior (60+) 4 Visits: 0.02%	
Water Fitness Pass - Senior Annual Member 10 Visits: 0.13%	Home School Gym and Swim - Home School 4 Visits: 0.02%	
Aqua Jogging - SFAC Only - Individual 12 Visits: 0.11%	Home School Gym and Swim Additional Child - Youth (11-18) 4 Visits: 0.02%	

Municipality By Visit Passes



Income and Recreation

Accounts	May 2021 Income	YTD Income	Budget	
3030 · City Funds	91,559.25	1,084,170.75	1,098,711.00	-14,540.25
3040 · City - Capital	0.00	19,461.00	22,500.00	-3,039.00
3050 · County - Capital	0.00	16,875.00	22,500.00	-5,625.00
3060 · County Funds	0.00	824,033.25	1,098,711.00	-274,677.75
3150 · Pool Income	730.00	730.00	53,000.00	-52,270.00
3180 · Horse Park Pool	0.00	0.00	11,555.00	-11,555.00
3180 · Horse Park Pool	0.00	0.00	0.00	0.00
3260 · Pool Concessions- Contract	0.00	0.00	0.00	0.00
3260 · Pool Concessions- Contract	12,892.50	57,602.00	93,600.00	-35,998.00
3400 · Kidzworld Income	0.00	-750.00	14,000.00	-14,750.00
3430 · Fun Express Income	0.00	0.00	3,000.00	-3,000.00
3470 · KLC Safety Grant	3,115.00	38,240.60	17,500.00	20,740.60
3600 · Facility Rental Income	0.00	2,750.00	3,500.00	-750.00
3710 · Special Events Income	0.00	0.00	0.00	0.00
3720 · Private Donations	0.00	0.00	5,000.00	-5,000.00
3730 · New Programs Income	0.00	0.00	300.00	-300.00
3750 · Miscellaneous Income	872.00	10,530.40	13,000.00	-2,469.60
8014 · Pavilion - 20 V Passes	15,313.00	100,642.10	108,000.00	-7,357.90
8015 · Pavilion - Daily Passes	19,294.65	168,405.47	280,000.00	-111,594.53
8016 · Pavilion - Annual Pass	1,623.50	11,505.20	16,000.00	-4,494.80
8017 · Pavilion - 6 Month Pass	272.50	21,751.25	31,400.00	-9,648.75
8018 · Pavilion - Aquatics Programs	235.00	5,001.87	15,000.00	-9,998.13
8020 · Pavilion Gymnasium Programs	2,488.75	61,386.81	70,000.00	-8,613.19
8022 · Pavilion - Dance/Gymnastics Pro	422.00	2,806.00	17,000.00	-14,194.00
8024 · Pavilion - Aerobics Programs	0.00	0.00	1,000.00	-1,000.00
8028 · Pavilion - Special Events	4.00	34.00	200.00	-166.00
8030 · Pavilion - Child Care	584.00	20,251.50	20,000.00	251.50
8032 · Pavilion - Facility Rental	762.00	6,591.70	17,000.00	-10,408.30
8034 · Pavilion - Concession/Vending	55.00	312.00	1,000.00	-688.00
8036 · Pavilion - Miscellaneous				
Total Income	150,223.15	2,452,330.90	3,033,477.00	-581,146.10
				80.84%

Georgetown-Scott County Parks and Recreation Financial Statement May 2021

Accounts	Expense				
	May 2021 Expense	YTD Expense	Budget	Balance	% of Budget
4030 · ADMINISTRATIVE SALARIES - FT	18,757.60	127,554.85	187,000.00	59,445.15	68.21%
4060 · Employer FICA Tax	6,045.41	62,273.67	113,000.00	50,726.33	55.11%
4090 · Unemployment Insurance	0.00	1,759.49	16,500.00	14,740.51	10.66%
4120 · Workers Compensation	0.00	27,960.52	54,000.00	26,039.48	51.78%
4130 · Drug Testing	865.00	2,487.00	5,000.00	2,513.00	49.74%
4150 · Employers Retirement	15,977.06	135,381.14	216,500.00	81,118.86	62.53%
4180 · Health Insurance	13,733.81	159,315.90	255,000.00	95,684.10	62.48%
4200 · Staff Uniforms	1,578.35	1,578.35	2,000.00	421.65	78.92%
4201 · REC. MANAGERS SALARIES - FT	9,125.98	123,741.35	134,000.00	10,258.65	92.34%
4202 · PAV. OPERATIONS SALARIES - PT	9,364.22	109,132.15	170,000.00	60,867.85	64.2%
4240 · Office Phone	610.24	6,707.71	1,800.00	-4,907.71	372.65%
4250 · Standard Life and Casualty	0.00	0.00	0.00	0.00	0.0%
4260 · Equipment rental	0.00	0.00	2,500.00	2,500.00	0.0%
4270 · Office Supplies and Equipment	3,471.10	39,497.82	45,000.00	5,502.18	87.77%
4280 · Professional Fees	7,450.09	25,952.13	16,000.00	-9,952.13	162.2%
4300 · Advertising, Print., Marketing	648.88	10,021.83	10,000.00	-21.83	100.22%
4320 · Technology Support	3,922.90	25,560.48	30,000.00	4,439.52	85.2%
4360 · Continuing Education	675.00	8,391.22	10,000.00	1,608.78	83.91%
4370 · Liability, Equipment Insurance	0.00	79,591.93	85,000.00	5,408.07	93.64%
4390 · Travel Expense	0.00	2,278.80	3,000.00	721.20	75.96%
4450 · PARKS MAINT. SALARIES - FT	14,452.76	163,606.64	203,595.00	39,988.36	80.36%
4460 · PARKS MAINT. HOURLY - PT	1,378.50	9,543.68	70,000.00	60,456.32	13.63%
4470 · FACILITY MAINT. SALARIES - PT	3,215.23	41,582.70	61,000.00	19,417.30	68.17%
4480 · FACILITY MAINT. SALARIES - FT	10,383.40	122,189.50	148,500.00	26,310.50	82.28%
4509 · Trail Maintenance	0.00	0.00	5,000.00	5,000.00	0.0%
4510 · Suffoletta Park	1,133.36	10,247.68	12,500.00	2,252.32	81.96%
4520 · Skate Park	0.00	126.33	5,000.00	4,873.67	2.53%
4540 · Ed Davis Park	259.50	2,648.90	5,000.00	2,351.10	52.98%
4570 · Marshall Park	1,580.22	16,566.01	15,500.00	-1,066.01	106.88%
4600 · Scott County Park	839.32	10,755.00	12,500.00	1,745.00	86.04%
4610 · Oser Landing Park	172.22	1,905.59	5,000.00	3,094.41	38.11%

Georgetown-Scott County Parks and Recreation Financial Statement May 2021

Accounts	May 2021 Expense	YTD Expense	Budget	Balance	% of Budget
4630 · Oxford Road Park	101.49	1,118.90	2,000.00	881.10	55.95%
4640 · Great Crossing Park	0.00	16.99	12,500.00	12,483.01	0.14%
4650 · Royal Spring Park	25.70	507.68	5,500.00	4,992.32	9.23%
4660 · Vehicle Maintenance and Parts	547.75	1,187.13	12,000.00	10,812.87	9.89%
4690 · Equipment Maintenance and Parts	1,521.49	5,128.93	12,000.00	6,871.07	42.74%
4750 · Cell phones	1,339.97	8,320.96	12,000.00	3,679.04	69.34%
4780 · Fuel and Oil	2,901.86	16,770.44	27,000.00	10,229.56	62.11%
4810 · Supplies	4,360.50	43,295.23	78,000.00	34,704.77	55.51%
4850 · Parks Equipment	0.00	0.00	3,500.00	3,500.00	0.0%
4880 · Capital Expenditures	0.00	38,922.00	45,000.00	6,078.00	86.49%
4930 · SUFFOLETTA POOL SALARIES	343.67	343.67	65,000.00	64,656.33	0.53%
5000 · HORSE PARK LG HOURLY	2,250.16	3,375.99	17,000.00	13,624.01	19.86%
5020 · SFAC Kentucky Utilities	531.29	7,179.06	25,000.00	17,820.94	28.72%
5050 · SFAC Georgetown Water	30.62	837.29	27,000.00	26,162.71	3.1%
5060 · SFAC Center Phone	355.16	3,813.40	3,500.00	-313.40	108.95%
5140 · SFAC Pool Supplies/Chemicals	7,112.99	8,834.06	20,000.00	11,165.94	44.17%
5200 · SFAC Pool Supplies/Maintenance	7,410.27	34,452.89	15,500.00	-18,952.89	222.28%
5500 · Concession Supplies and Equipme	1,706.76	1,706.76	0.00	-1,706.76	100.0%
5650 · Tennis Supplies and Equipment	0.00	0.00	500.00	500.00	0.0%
6280 · Little League Baseball	0.00	0.00	500.00	500.00	0.0%
6340 · Youth Softball	0.00	0.00	500.00	500.00	0.0%
6370 · Youth Soccer	0.00	0.00	500.00	500.00	0.0%
6400 · Youth Football	0.00	0.00	500.00	500.00	0.0%
6420 · Youth Volleyball	0.00	0.00	500.00	500.00	0.0%
6430 · Georgetown Stingrays	0.00	0.00	250.00	250.00	0.0%
6440 · Super Sharks	0.00	0.00	250.00	250.00	0.0%
6460 · KIDZWORLD SALARIES	689.28	1,024.33	250.00	250.00	0.0%
6490 · Kidzworld Supplies	369.23	493.23	58,800.00	57,775.67	1.74%
6500 · Kidzworld-Transportation	0.00	0.00	3,000.00	2,506.77	16.44%
6520 · Kidzworld Lunch Program	0.00	0.00	12,000.00	12,000.00	0.0%
6550 · Fun Express Supplies	0.00	0.00	500.00	500.00	0.0%
6551 · FUN EXPRESS SALARIES	0.00	0.00	800.00	800.00	0.0%
			12,000.00	12,000.00	0.0%

Georgetown-Scott County Parks and Recreation Financial Statement May 2021

Accounts	May 2021 Expense	YTD Expense	Budget	Balance	% of Budget
6700 · SPORTS CAMPS SALARIES PT	0.00	0.00	500.00	500.00	0.0%
6720 · Sports Camps Supplies	0.00	0.00	500.00	500.00	0.0%
6840 · NEW PROG/SPEC EVENTS SAL PT	0.00	146.17	2,500.00	2,353.83	5.85%
6850 · New Prog/Sp Events Supplies	615.67	2,836.93	1,000.00	-1,836.93	283.69%
6880 · Miscellaneous	0.00	458.00	800.00	342.00	57.25%
8066 · Pavilion - Columbia Gas	1,461.82	29,032.49	53,000.00	23,967.51	54.78%
8068 · Pavilion - Kentucky Utilities	11,750.21	119,952.14	130,000.00	10,047.86	92.27%
8070 · Pavilion - Georgetown Water	2,312.18	27,640.02	27,500.00	-140.02	100.51%
8074 · Pavilion - Supp., Serv., Repair	4,316.26	57,738.88	120,000.00	62,261.12	48.12%
8076 · Pavilion - Equipment	0.00	0.00	4,000.00	4,000.00	0.0%
8080 · PAVILION - GYM PROGRAM SALARIES	363.33	3,964.33	7,400.00	3,435.67	53.57%
8081 · Pavilion - Gym Program Supplies	748.50	3,291.89	1,000.00	-2,291.89	329.19%
8082 · PAVILION - AEROBICS SALARIES	1,485.66	21,527.68	58,000.00	36,472.32	37.12%
8083 · Pavilion - Aerobics Supplies	0.00	0.00	2,000.00	2,000.00	0.0%
8084 · PAVILION - DANCE/GYM SALARIES	5,422.51	40,601.45	54,482.00	13,880.55	74.52%
8085 · Pavilion - Dance/Gym Supplies	900.00	10,518.31	8,000.00	-2,518.31	131.48%
8088 · PAVILION - SPECIAL EVENTS SALAR	0.00	0.00	500.00	500.00	0.0%
8089 · Pavilion - Special Events Suppl	0.00	0.00	1,250.00	1,250.00	0.0%
8090 · Pavilion - Concession	341.70	5,854.22	10,000.00	4,145.78	58.54%
8092 · PAVILION - AQUATICS SALARIES PT	7,448.10	103,246.86	156,000.00	52,753.14	66.18%
8094 · Pavilion - Aquatics Supplies	3,076.83	24,326.65	18,000.00	-6,326.65	135.15%
8098 · Pavilion - Child Care Supplies	0.00	162.62	500.00	337.38	32.52%
8100 · Pavilion - Fitness/Wgt Rm Suppl	0.00	15.00	2,000.00	1,985.00	0.75%
8102 · Pavilion - Gymnasium Supplies	0.00	80.99	1,000.00	919.01	8.1%
8104 · Pavilion - Miscellaneous Expens	87.95	135.15	800.00	664.85	16.89%
Total Expense	197,569.06	1,957,217.09	3,033,477.00	1,076,259.91	64.52%

**Ed Davis Learning Center
Financial Statement
May 2021**

Accounts	Income				
	May 2021 Income	YTD Income	Budget	Balance	% of Budget
3070 · City - Ed Davis Funds	12,175.00	145,222.65	151,300.00	-6,077.35	95.98%
9120 · ED - Program Income	0.00	-120.00	2,070.00	-2,190.00	-5.8%
9130 · ED - Rental Income	1,232.00	3,291.50	3,000.00	291.50	109.72%
9140 · ED - Miscellaneous Income	126.00	126.00	500.00	-374.00	25.2%
Total Income	13,533.00	148,520.15	156,870.00	-8,349.85	94.68%
Accounts	Expense				
	May 2021 Expense	YTD Expense	Budget	Balance	% of Budget
9200 · ED - SALARIES	1,692.31	39,603.09	48,120.00	8,516.91	82.3%
9210 · ED - Employer FICA	88.99	3,789.78	5,800.00	2,010.22	65.34%
9211 · ED - Unemployment Insurance	0.00	88.71	1,250.00	1,161.29	7.1%
9212 · ED - Workers Compensation	0.00	4,300.00	4,300.00	0.00	100.0%
9213 · ED - Employer Retirement	0.00	9,182.81	13,000.00	3,817.19	70.64%
9214 · ED - Health Insurance	0.00	11,007.50	17,700.00	6,692.50	62.19%
9220 · ED - Liability, Prop. Insurance	0.00	2,500.00	2,500.00	0.00	100.0%
9230 · ED - Office Supplies	145.70	1,611.11	3,000.00	1,388.89	53.7%
9240 · ED - Advertising/Printing	0.00	0.00	500.00	500.00	0.0%
9250 · ED - Continuing Education	0.00	-515.00	800.00	1,315.00	-64.38%
9260 · ED - Travel Expense	0.00	220.00	600.00	380.00	36.67%
9300 · ED - MAINTENANCE SALARIES	0.00	0.00	1,000.00	1,000.00	0.0%
9310 · ED - Telephone	64.32	718.94	1,000.00	281.06	71.89%
9311 · ED - Columbia Gas	95.02	1,913.95	2,600.00	686.05	73.61%
9312 · ED - Kentucky Utilities	231.34	3,127.70	6,000.00	2,872.30	52.13%
9313 · ED - Georgetown Water	99.21	1,060.97	1,400.00	339.03	75.78%
9315 · ED Internet Service/Cable	241.34	2,648.84	3,000.00	351.16	88.3%
9320 · ED - Supplies, Serv., Repair	0.00	3,721.81	6,000.00	2,278.19	62.03%
9330 · ED - Equipment	0.00	0.00	600.00	600.00	0.0%
9350 · ED - SP. EVENTS/PROG. SALARIES	1,101.87	15,635.78	34,000.00	18,364.22	45.99%
9400 · ED-Prog., Event, Supplies&Equip	0.00	276.14	3,500.00	3,223.86	7.89%
9600 · ED - Miscellaneous Expenses	262.82	262.82	200.00	-62.82	131.41%
Total Expense	4,022.92	101,154.95	156,870.00	-55,715.05	64.48%

Georgetown - Scott County Parks and Recreation
Proposed Budget FY 2021 - 2022

	A	H	I	J
1	Income	2019-2020	2020-2021	2021-2022
2	Government Funds			
3	City Funds	\$ 924,228.00	\$ 1,098,711.00	\$ 1,143,625.00
4	County Funds	\$ 924,228.00	\$ 1,098,711.00	\$ 1,143,625.00
5	Total Government Funds	\$ 1,848,456.00	\$ 2,197,422.00	\$ 2,287,250.00
6				
7	Earned Revenue			
8	Park and Recreation			
9	SFAC Usage Fees	\$ 258,000.00	\$ 53,000.00	\$ 258,000.00
10	SFAC Concessions	\$ 10,000.00	\$ -	\$ 10,000.00
11	Kentucky Horse Park	\$ 56,000.00	\$ 11,555.00	\$ 56,000.00
12	KLC Safety Grant	\$ 4,500.00	\$ 3,000.00	\$ 3,000.00
13	Facility Rental	\$ 36,500.00	\$ 17,500.00	\$ 36,500.00
14	Special Events	\$ 5,000.00	\$ 3,500.00	\$ 5,000.00
15	Sports Camp	\$ 5,000.00		
16	New Programs	\$ 7,500.00	\$ 5,000.00	\$ 5,000.00
17	Private Donations	\$ 2,500.00	\$ -	\$ 2,500.00
18	Miscellaneous	\$ 300.00	\$ 300.00	\$ 300.00
19	Total Parks and Recreation Earned Revenue	\$ 385,300.00	\$ 93,855.00	\$ 376,300.00
20				
21	Pavilion			
22	Daily Passes	\$ 182,000.00	\$ 108,000.00	\$ 108,000.00
23	20 Visit Passes	\$ 30,000.00	\$ 13,000.00	\$ 10,000.00
24	Annual Passes	\$ 355,000.00	\$ 280,000.00	\$ 175,000.00
25	6 Month Passes	\$ 60,000.00	\$ 16,000.00	\$ 15,000.00
26	Aquatics	\$ 69,500.00	\$ 31,400.00	\$ 50,000.00
27	Gymnasium	\$ 15,000.00	\$ 15,000.00	\$ 15,000.00
28	Dance/Gymnastics	\$ 78,000.00	\$ 70,000.00	\$ 78,000.00
29	Fitness	\$ 25,000.00	\$ 17,000.00	\$ 20,000.00
30	KidzWorld	\$ 105,000.00	\$ 93,600.00	\$ 100,000.00
31	FunExpress	\$ 13,000.00	\$ 14,000.00	\$ 14,000.00
32	Camps/Children's Activities	\$ 3,000.00	\$ -	\$ 3,000.00
33	Special Events	\$ 5,000.00	\$ 1,000.00	\$ 5,000.00
34	Child Care	\$ 350.00	\$ 200.00	\$ 350.00
35	Facility Rental	\$ 46,000.00	\$ 20,000.00	\$ 45,000.00
36	Concession/Vending	\$ 25,000.00	\$ 17,000.00	\$ 20,000.00
37	Miscellaneous	\$ 1,000.00	\$ 1,000.00	\$ 1,000.00
38	Total Pavilion Earned Revenue	\$ 1,012,850.00	\$ 697,200.00	\$ 659,350.00
39				
40	Total Earned Revenue	\$ 1,398,150.00	\$ 791,055.00	\$ 1,035,650.00
41	Total Government Funds	\$ 1,848,456.00	\$ 2,197,422.00	\$ 2,287,250.00
42	Total Earned Revenue/Government Funds	\$ 3,246,606.00	\$ 2,988,477.00	\$ 3,322,900.00
43				
44				
45				
46				

Georgetown - Scott County Parks and Recreation
Proposed Budget FY 2021 - 2022

	A	H	I	J
47				
48	Expenses			
49	Administration and Full-Time Personnel			
50	Administration Salaries	\$ 221,306.00	\$ 187,000.00	\$ 222,000.00
51	Recreation Managers Salaries	\$ 178,385.00	\$ 134,000.00	\$ 174,000.00
52	Facility Maintenance Salaries	\$ 152,823.00	\$ 148,500.00	\$ 149,000.00
53	Parks Maintenance Salaries	\$ 213,260.00	\$ 203,595.00	\$ 215,000.00
54	Employee FICA	\$ 113,000.00	\$ 113,000.00	\$ 114,000.00
55	Unemployment Insurance	\$ 15,500.00	\$ 16,500.00	\$ 17,500.00
56	Workers Compensation	\$ 58,000.00	\$ 54,000.00	\$ 59,000.00
57	Retirement	\$ 216,500.00	\$ 216,500.00	\$ 217,500.00
58	Health Insurance	\$ 252,000.00	\$ 255,000.00	\$ 288,000.00
59	Continuing Education	\$ 10,000.00	\$ 10,000.00	\$ 10,000.00
60	Travel	\$ 6,000.00	\$ 3,000.00	\$ 6,000.00
61	Office Supplies and Equipment	\$ 45,000.00	\$ 45,000.00	\$ 45,000.00
62	Professional Fees	\$ 16,000.00	\$ 16,000.00	\$ 21,000.00
63	Advertising and Printing/Marketing	\$ 25,000.00	\$ 10,000.00	\$ 25,000.00
64	Technology Support	\$ 30,000.00	\$ 30,000.00	\$ 32,000.00
65	Uniforms	\$ 2,500.00	\$ 2,000.00	\$ 2,500.00
66	Drug Testing	\$ 5,000.00	\$ 5,000.00	\$ 5,000.00
67	Liability, Property, Equipment Insurance	\$ 91,000.00	\$ 85,000.00	\$ 93,000.00
68	Total Administration & Full-Time Expenses	\$ 1,651,274.00	\$ 1,534,095.00	\$ 1,695,500.00
69				
70	Building and Maintenance Expense			
71	Parks and Recreation Utilities			
72	Skate Park	\$ 5,000.00	\$ 5,000.00	\$ 5,000.00
73	Trail Maintenance	\$ 5,000.00	\$ 5,000.00	\$ 5,000.00
74	Suffoletta Park	\$ 12,500.00	\$ 12,500.00	\$ 12,500.00
75	Ed Davis Park	\$ 5,000.00	\$ 5,000.00	\$ 6,000.00
76	Marshall Park	\$ 15,500.00	\$ 15,500.00	\$ 16,000.00
77	Scott County Park	\$ 12,500.00	\$ 12,500.00	\$ 13,000.00
78	Royal Springs Park	\$ 5,000.00	\$ 5,500.00	\$ 5,500.00
79	Oser Landing Park	\$ 5,000.00	\$ 5,000.00	\$ 5,000.00
80	Oxford Road Park	\$ 2,000.00	\$ 2,000.00	\$ 2,000.00
81	Great Crossing Park	\$ 12,500.00	\$ 12,500.00	\$ 12,500.00
82	Office Phone	\$ 1,800.00	\$ 1,800.00	\$ 1,800.00
83	Cell Phone	\$ 12,000.00	\$ 12,000.00	\$ 12,000.00
84	Supplies, Services and Repairs	\$ 77,000.00	\$ 78,000.00	\$ 78,000.00
85	Total Parks and Recreation Utilities	\$ 170,800.00	\$ 172,300.00	\$ 174,300.00
86				
87	Parks and Recreation Equipment Supplies			
88	Vehicle Maintenance and Parts	\$ 12,000.00	\$ 12,000.00	\$ 12,500.00
89	Equipment Maintenance and Parts	\$ 12,000.00	\$ 12,000.00	\$ 12,500.00
90	Equipment Rental	\$ 2,500.00	\$ 2,500.00	\$ 2,500.00
91	Motor Fuels and Oils	\$ 27,000.00	\$ 27,000.00	\$ 29,000.00
92	Equipment	\$ 3,500.00	\$ 3,500.00	\$ 3,500.00

Georgetown - Scott County Parks and Recreation
Proposed Budget FY 2021 - 2022

	A	H	I	J
93	Total Parks & Recreation Equipment Supplies	\$ 57,000.00	\$ 57,000.00	\$ 60,000.00
94				
95				
96	Pavilion Utilities			
97	Columbia Gas	\$ 53,000.00	\$ 53,000.00	\$ 53,000.00
98	Kentucky Utilities	\$ 125,000.00	\$ 130,000.00	\$ 130,000.00
99	Georgetown Water	\$ 24,500.00	\$ 27,500.00	\$ 27,500.00
100	Supplies, Services and Repairs	\$ 115,000.00	\$ 120,000.00	\$ 120,000.00
101	Equipment	\$ 4,000.00	\$ 4,000.00	\$ 12,000.00
102	Total Pavilion Utilities	\$ 321,500.00	\$ 334,500.00	\$ 342,500.00
103				
104	Suffoletta Family Aquatic Center Utilities/Supplies/Maintenance			
105	Kentucky Utilities	\$ 31,500.00	\$ 25,000.00	\$ 32,500.00
106	Georgetown Water	\$ 25,000.00	\$ 27,000.00	\$ 27,000.00
107	Telephone	\$ 3,500.00	\$ 3,500.00	\$ 3,500.00
108	Pool Supplies/Chemicals	\$ 23,500.00	\$ 20,000.00	\$ 24,000.00
109	Maintenance	\$ 15,500.00	\$ 15,500.00	\$ 19,500.00
110	Total Suffoletta Family Aquatic Center	\$ 99,000.00	\$ 91,000.00	\$ 106,500.00
111				
112	Total Building and Maintenance Expense	\$ 648,300.00	\$ 654,800.00	\$ 683,300.00
113				
114	Seasonal/Part-Time Salaries			
115	Part-Time Maintenance			
116	Parks	\$ 70,000.00	\$ 70,000.00	\$ 70,000.00
117	Facilities	\$ 61,800.00	\$ 61,000.00	\$ 61,000.00
118	Total PT Maintenance Salary Expense	\$ 131,800.00	\$ 131,000.00	\$ 131,000.00
119				
120	Parks and Recreation P&R Program Salary			
121	Sports Camps	\$ 500.00	\$ 500.00	\$ 500.00
122	Special Events and New Programs	\$ 5,000.00	\$ 2,500.00	\$ 5,000.00
123	Total Parks & Recreation PT Program Salary Expense	\$ 5,500.00	\$ 3,000.00	\$ 5,500.00
124				
125	Pavilion Part-Time Program Salary Expense			
126	Aquatic Operations and Programs	\$ 176,500.00	\$ 156,000.00	\$ 177,000.00
127	Pavilion Operations	\$ 180,000.00	\$ 170,000.00	\$ 180,000.00
128	Dance/Gymnastics Programs	\$ 54,482.00	\$ 54,482.00	\$ 55,000.00
129	Aerobic Salaries Part-Time	\$ 61,800.00	\$ 58,000.00	\$ 61,800.00
130	Gymnasium Programs	\$ 7,600.00	\$ 7,400.00	\$ 7,700.00
131	Special Events	\$ 1,000.00	\$ 500.00	\$ 1,000.00
132	KidzWorld	\$ 95,000.00	\$ 58,800.00	\$ 95,000.00
133	FunExpress	\$ 12,000.00	\$ 12,000.00	\$ 12,000.00
134	Total Pavilion PT Program Salary Expense	\$ 588,382.00	\$ 517,182.00	\$ 589,500.00
135				
136	Suffoletta Family Aquatic Center PT Salary			
137	Staff	\$ 104,000.00	\$ 65,000.00	\$ 104,000.00
138	Total SFAC PT Salary Expense	\$ 104,000.00	\$ 65,000.00	\$ 104,000.00

Georgetown - Scott County Parks and Recreation
Proposed Budget FY 2021 - 2022

	A	H	I	J
139	Kentucky Horse Park PT Salaries			
140	Staff	\$ 32,000.00	\$ 17,000.00	\$ 32,500.00
141	Total KHP PT Salary Expense	\$ 32,000.00	\$ 17,000.00	\$ 32,500.00
142				
143	Total Seasonal/Part-Time Salaries	\$ 861,682.00	\$ 733,182.00	\$ 862,500.00
144				
145	Program Supplies and Equipment Expense			
146	Parks and Recreation			
147	Tennis	\$ 500.00	\$ 500.00	\$ 500.00
148	KidzWorld Transportation/Field Trips	\$ 18,000.00	\$ 12,000.00	\$ 18,000.00
149	KidzWorld Lunch Program	\$ 500.00	\$ 500.00	\$ 500.00
150	KidzWorld Supplies	\$ 5,000.00	\$ 3,000.00	\$ 5,000.00
151	Fun Express	\$ 1,000.00	\$ 800.00	\$ 1,000.00
152	Sports Camps	\$ 1,000.00	\$ 500.00	\$ 500.00
153	Special Events and New Programs	\$ 1,500.00	\$ 1,000.00	\$ 1,500.00
154	Youth Baseball	\$ 500.00	\$ 500.00	\$ 500.00
155	Youth Softball	\$ 500.00	\$ 500.00	\$ 500.00
156	Youth Soccer	\$ 500.00	\$ 500.00	\$ 500.00
157	Youth Football	\$ 500.00	\$ 500.00	\$ 500.00
158	Youth Volleyball	\$ 250.00	\$ 250.00	\$ 250.00
159	Stingrays Swim Team	\$ 250.00	\$ 250.00	\$ 250.00
160	Super Sharks Swim Team	\$ 250.00	\$ 250.00	\$ 250.00
161	Total Parks & Rec. Program Supplies & Equipment	\$ 30,250.00	\$ 21,050.00	\$ 29,750.00
162				
163	Pavilion Supplies & Equip Expense			
164	Fitness	\$ 1,500.00	\$ 2,000.00	\$ 2,000.00
165	Dance/Gymnastics	\$ 8,500.00	\$ 8,000.00	\$ 8,500.00
166	Special Events	\$ 2,500.00	\$ 1,250.00	\$ 1,250.00
167	Aquatics	\$ 19,500.00	\$ 18,000.00	\$ 20,000.00
168	Child Care	\$ 500.00	\$ 500.00	\$ 500.00
169	Weight Rooms	\$ 2,500.00	\$ 2,000.00	\$ 2,500.00
170	Gymnasium Programs	\$ 2,000.00	\$ 1,000.00	\$ 2,000.00
171	Gymnasium	\$ 1,500.00	\$ 1,000.00	\$ 1,000.00
172	Concession and Vending	\$ 15,000.00	\$ 10,000.00	\$ 12,500.00
173	Total Pavilion Supplies & Equip Expense	\$ 53,500.00	\$ 43,750.00	\$ 50,250.00
174				
175	Total Program Supplies and Equipment	\$ 83,750.00	\$ 64,800.00	\$ 80,000.00
176				
177	Miscellaneous Expenses			
178	Parks and Recreation	\$ 800.00	\$ 800.00	\$ 800.00
179	Pavilion	\$ 800.00	\$ 800.00	\$ 800.00
180	Total Miscellaneous Expenses	\$ 1,600.00	\$ 1,600.00	\$ 1,600.00
181				
182	Total Department Proposed Expenses	\$ 3,246,606.00	\$ 2,988,477.00	\$ 3,322,900.00

Ed Davis Learning Center
Proposed Budget FY 2021 - 2022

Income	FY 2019 - 2020	FY 2020 - 2021	FY 2021 - 2022
Government Funds			
City Funds	\$ 135,572.00	\$ 146,100.00	\$ 146,750.00
County Funds	\$ -	\$ -	\$ -
Total Government Funds	\$ 135,572.00	\$ 151,300.00	\$ 146,750.00
Earned Revenue			
Concessions	\$ 2,500.00	\$ -	\$ -
Programs	\$ 4,500.00	\$ 2,070.00	\$ 4,500.00
Rentals	\$ 5,000.00	\$ 3,000.00	\$ 5,000.00
Miscellaneous	\$ 500.00	\$ 500.00	\$ 500.00
Total Earned Revenue	\$ 12,500.00	\$ 5,570.00	\$ 10,000.00
Total Funding/Earned Revenue	\$ 148,072.00	\$ 156,870.00	\$ 156,750.00
Expenses			
Administration			
Salaries	\$ 45,542.00	\$ 48,120.00	\$ 47,000.00
Employee FICA	\$ 5,800.00	\$ 5,800.00	\$ 5,800.00
Unemployment Insurance	\$ 1,200.00	\$ 1,250.00	\$ 1,250.00
Worker's Compensation	\$ 4,300.00	\$ 4,300.00	\$ 4,300.00
Retirement	\$ 7,800.00	\$ 13,000.00	\$ 14,000.00
Health Insurance	\$ 17,580.00	\$ 17,700.00	\$ 17,700.00
Liability, Property Insurance	\$ 2,500.00	\$ 2,500.00	\$ 2,500.00
Office Supplies and Equipment	\$ 1,000.00	\$ 3,000.00	\$ 3,000.00
Advertising and Printing	\$ 600.00	\$ 500.00	\$ 500.00
Continuing Education	\$ 800.00	\$ 800.00	\$ 800.00
Travel Expense	\$ 600.00	\$ 600.00	\$ 600.00
Total Administration Expense	\$ 87,722.00	\$ 97,570.00	\$ 97,450.00
Building, Utilities and Maintenance			
Salaries	\$ 1,000.00	\$ 1,000.00	\$ 1,000.00
Telephone	\$ 500.00	\$ 1,000.00	\$ 1,000.00
Columbia Gas	\$ 2,600.00	\$ 2,600.00	\$ 2,600.00
Kentucky Utilities	\$ 4,750.00	\$ 6,000.00	\$ 6,000.00
Georgetown Water	\$ 1,300.00	\$ 1,400.00	\$ 1,400.00
Time Warner	\$ 2,500.00		
Internet Service	\$ 1,000.00	\$ 3,000.00	\$ 3,000.00
Supplies, Services, and Repairs	\$ 5,900.00	\$ 6,000.00	\$ 6,000.00
Equipment	\$ 600.00	\$ 600.00	\$ 600.00
Total Building, Utilities and Maintenance	\$ 20,150.00	\$ 21,600.00	\$ 21,600.00

Ed Davis Learning Center
Proposed Budget FY 2021 - 2022

Program and Special Events			
Salaries	\$ 36,000.00	\$ 34,000.00	\$ 34,000.00
Supplies and Equipment	\$ 4,000.00	\$ 3,500.00	\$ 3,500.00
Total Program and Special Events	\$ 40,000.00	\$ 37,500.00	\$ 37,500.00
Miscellaneous			
Miscellaneous	\$ 200.00	\$ 200.00	\$ 200.00
Total Miscellaneous	\$ 200.00	\$ 200.00	\$ 200.00
Total Expenses	\$ 148,072.00	\$ 156,870.00	\$ 156,750.00

Georgetown - Scott County Parks and Recreation
Proposed Capital Budget FY 2021 - 2022

Funding Source	
Government Funds	
City	\$ 439,110.00
County	\$ 439,110.00
Total Government Funds	\$ 878,220.00
Capital Funding Requested	
Brooking Park Playground Replacement (Will be seeking LWCF Funds@\$250,000) Continguent on Grant Approval	\$ 500,000.00
Financial Accounting Software	\$ 40,000.00
Upgrade and Replacement of Fitness Equipment	\$ 12,000.00
Conditioner for Ball Fields	\$ 18,000.00
Off Road Utility Vehicle	\$ 17,000.00
Scoreboards x 2	\$ 21,000.00
Diving Blocks	\$ 29,000.00
Decks Replacement at Royal Spring	\$ 10,400.00
3 Treadmills for Cardio Room	\$ 22,000.00
(2) zero turn mowers	\$ 25,620.00
Fields 2 & 3 backstopp to foul poles, replace fence that is curling	\$ 16,200.00
Bobcat Skidloader	\$ 60,000.00
Seeder	\$ 15,000.00
Lamp LED Replacement at the Pavilion	\$ 12,000.00
Comprehensive Masterplan	\$ 80,000.00
Total Capital Funding Requested	\$ 878,220.00

