



Phone: (502) 863-7865

Fax: (502) 867-3710

**March 18, 2022**

**Dear Board Member,**

The monthly meeting of the Georgetown-Scott County Parks and Recreation Board will be held on March 21, 2022, at 5:30 pm at the Pavilion, 140 Pavilion Drive Georgetown KY.

Several important topics will be discussed. Your presence will be greatly appreciated.

Topic: GSC Parks Board Meeting

Time: Mar 21, 2022 05:30 PM Eastern Time (US and Canada)

Join Zoom Meeting

<https://us02web.zoom.us/j/3088481207?pwd=UmFJaXU5SGhIN3dCSVRGUHZEeUZndz09>

Meeting ID: 308 848 1207

Passcode: PNRBD140

Sincerely,

Vicki Miller

Office Manager



Phone: (502) 863-7865

Fax: (502) 867-3710

## AGENDA

March 21, 2022

The monthly meeting of the Georgetown-Scott County Parks and Recreation Board will be held on March 21, 2022, at 5:30 pm at the Pavilion, 140 Pavilion Drive, Georgetown KY.

- 1) Call to Order and Roll Call;
- 2) Approval of Agenda;
- 3) Public Comments;
- 4) Consent Agenda;
  1. Approval of the minutes for February 21, 2022
  2. Approval of Minutes for Special Board Meeting
  3. Bills for Approval
- 5) Staff Reports;
  1. Bookkeepers Report – Vicki Miller
  2. Assistant Directors Report – Ed Maynard
  3. Facilities Maintenance – Mike Short
  4. Outdoor Maintenance – Larry Brandenburg
  5. Directors Report- Kim Rice
- 6) Old Business;
  1. SFAC Waived Fees-Bryan Parker
  2. Suffoletta Concession – Bryan Parker
- 7) New Business;
  1. Antique Farm Machinery Request- Mr. Wallace
  2. Archery- Charles Thompson
  3. Volleyball-Michael Ortman
  4. Financial Software- Kim Rice
  5. Super Sharks- Erik Flaig
  6. Surplus Items- Ed Maynard-
  7. Executive Session KRS 61.815(f) for personnel issues
- 8) Board Members Comments;
- 9) Adjournment

# Board Meeting

## Georgetown Scott County Parks and Recreation Board Minutes

February 21, 2022

1) Call to Order and Roll Call; Camille Overstreet called the February 21, 2022, meeting of the Parks and Recreation Board to order. Members present are Dale Stowe, Erik Flaig, Ron Flannery, Sharon Flynt, Andrea Giusti, DT Wells, Marlin McKay, and Bill Hamilton. Others present were Kim Rice, Ed Maynard, Cam Culbertson, Larry Brandenburg, Mike Short, Katie Posey, Helen Tobin, Bryan Parker, Autumn Barnett, Courtlyn Ledesma, Trent Hayden, Justin Ost, Chris Calulot, Chase Howard, Adam Crace, Jonathan Brandenburg, Vicki Miller.

2) Approval of Agenda; A motion was made by Erik Flaig seconded by Marlin McKay. The motion carried unanimously.

3) Public Comments;

4) Consent Agenda items;

1. Approval of the December 20, 2021, board minutes. A motion was made by Erik Flaig seconded by Dale Stowe. The motion carried unanimously.
2. Bills for Approval. A motion was made by Ron Flannery seconded by Erik Flaig. The motion carried unanimously.

5) Staff Reports;

1. Bookkeepers Report – Vicki Miller reported that we currently have \$1,370,073.28 this time last year was 1,044,394.19 A financial report was given.
2. Assistant Director Report- Ed Maynard report that for the month of January the Pavilion attendance was 10,130 and Ed Davis Learning center attendance was 283.
3. Facility Maintenance- Mike Short said they had been striping and waxing the floors at Ed Davis and getting a quote to replace the fire alarm panel. At the Pavilion they installed two new water fountains donated from the school system. Stated they would start working over at Suffoletta around the second week in March.
4. Outdoor Maintenance Larry Brandenburg reported that they had been grinding stumps down and cleaning down at Oser and Cardome after the flooding. Getting ready to start on ballfields since the leagues will be starting soon.
5. Directors Report- Kim Rice asked the board to review a handout for the new design proposal at the entrance to the facility and needed the board to approve Professional Design Services Proposal for the entrance of the facility which they quoted at \$3000.00. Dale Stowe made a motion seconded by Erik Flaig. The motion carried unanimously. Kim informed the board of the KLC City Night will be held in Frankfort on Wednesday March 23<sup>rd</sup> and suggested to the board members in Oldham County if they were available, it would be a good event for them to attend. Kim Rice thanked Bill Hamilton for being the guest speaker at the KRPS Board Training and presented him with a little token from KRPS.

6) Old Business;

1. Concession building usage for city and county entities have been approved to use the facility at no charge but if it's a single employee they will need to pay.
2. Recreation and Facility Program Update- Erik Flaig informed the board that he hasn't had any luck getting the Super Sharks to sign the new contract but was scheduling a meeting with them within the next week.

7) New Business;

1. Georgetown Futbol Club-Chris Calulot handed out their annual report to the board and went over the attendance numbers and revenue for the last year. Total for all the soccer programs was over 1300, 20% increase from previous year. They will have close to 90 teams this spring. Soccer's balance on hand is \$470,000.00 with \$63000.00 being utilized for scholarships, out of that total 10% is for recreational leagues and the rest is for select teams. Mr. Calulot also talked about the refugee program and how scholarships benefit those kids that otherwise couldn't afford to play. Ground has been broken for the new development of fields and amenities at the Lisle Rd complex. Mr. Calulot voiced concerns about being able to lock the fields after completion of the construction to protect the investment. Along with the youth programs there is a growing adult contingency that could possibly fall under soccer's umbrella to help development that program.
2. Scott Co Youth Football-Adam Crace football has two accounts one is a league account which is for the registration fees and the other is the booster account which is for the concession stand sales and sponsorships with both having a combined total of around \$22,000.00. Scholarship's total was 9 players total for the year. Adam commented that the participation is going up, but the parent involvement is dropping down and has been over the past years which makes it challenging to run the program. DT Wells suggested reaching out to the high school football teams to help with volunteering.
3. RFQ-SFAC-Kim Rice informed the board that we didn't receive any interest in the bid but that we would open it back up to try and secure service for the upcoming summer.
4. Policy Update POL.A.06.04 Sports Amenities- Kim Rice asked the board to approve an update to the current policy allowing us to add a season permit time to try and accommodate the number of teams interested in using fields with the lack of field space. Ron Flannery made the motion seconded by Bill Hamilton. The motion carried unanimously.
5. Grounds/Facility Committee-Ron Flannery discussed our structural issue in the Pavilion because of our HVAC and ventilation in the natatorium. Kim Rice stated that the city and county are wanting to hear the overall expense for the structure repair and the upgrading of the HVAC and ventilation system to prevent this from being an issue in the future. Chase Howard with CPS explained the process of the new installation for heating and cooling units along with the duct work once the structural issues have been repaired.
6. Energy Audit-Justin Ost presented a handout detailing a proposal for energy efficient upgrades that can help offset the overall expense of the structural repairs and new installation of ventilation and HVAC equipment. Justin Ost did

an audit at most of our parks for lighting indoor and outdoor. Improving lighting at three stadium park locations, LED lighting in Pavilion gymnasium, skate park and parking lot. Justin went over the different cost saving improvement options that are available which would allow for a different total expense. Kim Rice informed the board that the procurement process will go through Parks to do the purchasing and requested Camille, Ron, and Bill to be part of the meetings with the City and County once the final expenses are determined to discuss how the project will be funded.

7. Cabana Request for SFAC- Bryan Parker asked the board to approve the addition of three cabana's and six concrete pads 13X13 at the aquatic center to use as rentable areas, increase revenue, and provide a luxury service to the patrons. Ron Flannery made a motion to approve the additions seconded by Sharon Flynt. The motion carried unanimously.
8. Jill Baty Request- Dale Stowe referred the board to the information sent in the board packet about the suspension of Jill Baty and her wanting the board to review and withdraw the suspension. After discussion the request died for lack of a motion.
9. Executive Session KRS61.815(f) Ron Flannery made a motion to go into executive session seconded by Erik Flaig. The motion carried unanimously. Ron Flannery made a motion to come out of executive session seconded by Marlin McKay. The motion carried unanimously. No action was taken.

8) Board Members Comments:

9) Adjournment – DT Wells motioned to adjourn seconded by Erik Flaig. The motion carried unanimously.

# GEORGETOWN-SCOTT COUNTY PARKS AND RECREATION

## Special Meeting 03/10/2022 Minutes

### MEMBERS PRESENT:

Camille Overstreet  
Marlin McKay  
Bill Hamilton

Ronald Flannery  
Sharon Flynt

### OTHERS PRESENT:

Kim Rice  
Helen Tobin  
Ed Maynard

Katie Posey  
Autumn Barnett  
Vicki Miller

I. **CALL TO ORDER:** The chair Camille Overstreet called the special meeting of the Parks and Recreation Board to order.

II. **Roll Call**

III. **Business**

- A. **Emergency P.O.-Kim Rice-** Kim Rice needed a PO for \$8970.00 for C-Logic to begin working on a diagram for the auditorium structural repairs. Ron Flannery made a motion to approve C-logic to move forward with their design seconded by Marlin McKay. The motion carried unanimously.
- B. **Structural Assessment-** Ron Flannery mentioned to the board the current structural issues and the different options that have been discussed. Option one would be to drill down and place braces from the pool deck to the base of the overlooks which could possibly have the pool shutdown 6 to 7 weeks. Option two would be to add beams. Option three is to remove both overlooks entirely from the facility and replace doors with windows. There is still some discussion and more research before a final decision.
- C. **Paycom-Vicki Miller-**Paycom is a payroll service that the city uses, that we are wanting to incorporate here in the Parks department, it is the first step before changing financial software. It will improve the department on the employee's behalf with time keeping and accrual totals. Marlin McKay made a motion to

approve moving forward with implementation of Paycom services seconded by Ron Flannery. The motion carried unanimously.

- D. SFAC Passes-Kim Rice asked the board to approve new SFAC season pass rates changing it from a family pass to an individual pass with a cost of \$40 per person with Pavilion annual members receiving the 25% discount. Ron Flannery made a motion to approve the fee changes seconded by Bill Hamilton. The motion carried unanimously.
- E. Financial Line Items-Kim Rice mentioned to the board that the next several financial statements will be looking very different since were moving forward with implementing the changes need for the new financial software is steps beginning with the payroll items first.

**ADJOURNMENT:** A motion was made by Bill Hamilton to adjourn, seconded by Marlin McKay. The motion carried unanimously. Meeting adjourned

**Georgetown-Scott County Parks and Recreation  
Paid Bills Detail  
As of March 10, 2022**

	Date	Memo	Account	Debit	Credit
Amazon	02/28/2022		2000 · Accounts Payable		2,630.30
	02/28/2022	Legal Pads/Binders/Stapler/Manilla Envelopes	4270 · Office Supplies and Equipment	786.67	
	02/28/2022	Dance Costumes for Recital	8023 · Costumes	293.58	
	02/28/2022	Qty: 1 Wireless Headset For Programs/Classes	8081 · Gym Program Supplies	389.00	
	02/28/2022	Qty: 1 Wireless Headset For Programs/Classes	8083 · Pavilion - Aerobics Supplies	389.00	
	02/28/2022	Wipes/Disinfectant For Pavilion	8074 · Pavilion - Supp., Serv., Repair	41.71	
	02/28/2022	Reagents for Pool	8094 · Pavilion - Aquatics Supplies	397.01	
	02/28/2022	Zogics Antibacterial Gym Wipes Qty: 4 Rolls of 800	8100 · Pavilion - Fitness/Wgt Rm Suppl	249.90	
	02/28/2022	Qty: 3 Emergency Light Batteries	9320 · ED - Supplies, Serv., Repair	83.43	
Total Amazon				2,630.30	2,630.30
American Business Systems Inc.	02/28/2022		2000 · Accounts Payable		848.02
	02/28/2022	Copier service(Over \$227.58 from contract)	4270 · Office Supplies and Equipment	775.17	
	02/28/2022	Ed Davis Copier	9230 · ED - Office Supplies	72.85	
Total American Business Systems Inc.				848.02	848.02
Charter Communications	02/28/2022		2000 · Accounts Payable		1,154.84
	02/28/2022	Pavilion Internet/Cable	8074 · Pavilion - Supp., Serv., Repair	493.00	
	02/28/2022	Ed Davis Internet/Cable	9315 · ED Internet Service/Cable	251.89	
	02/28/2022	Maintenance Bldg. Internet/Cable	4600 · Scott County Park	139.98	
	02/28/2022	SFAC Internet/Cable	5060 · SFAC Center Phone	139.98	
	02/28/2022	Concession Bldg. Internet/Cable	4810 · Supplies	129.99	
Total Charter Communications				1,154.84	1,154.84
Columbia Gas of Kentucky	02/28/2022		2000 · Accounts Payable		467.39
	02/28/2022	Ed Davis Gas Bill	9311 · ED - Columbia Gas	467.39	
	02/28/2022		2000 · Accounts Payable		562.69



**Georgetown-Scott County Parks and Recreation  
Paid Bills Detail  
As of March 10, 2022**

	Date	Memo	Account	Debit	Credit
	02/28/2022	Gas Bill for 1240 Cincinnati Rd/Outdoor Maintenance Bldg.	4600 · Scott County Park	562.69	
	02/28/2022		2000 · Accounts Payable		6,125.17
	02/28/2022	Gas Bill for 140 Pavilion Dr.	8066 · Pavilion - Columbia Gas	6,125.17	
				7,155.25	7,155.25
<b>Georgetown Municipal Water</b>					
	02/28/2022		2000 · Accounts Payable		33.23
	02/28/2022	200 Jacobs Dr/ SFAC	5050 · SFAC Georgetown Water	33.23	
	02/28/2022		2000 · Accounts Payable		26.24
	02/28/2022	162-165 Scroggins Dr./Batting Cage	4510 · Suffoletta Park	26.24	
	02/28/2022		2000 · Accounts Payable		20.79
	02/28/2022	Louie B. Nunn Dr./ Field #1	4510 · Suffoletta Park	20.79	
	02/28/2022		2000 · Accounts Payable		13.79
	02/28/2022	162-165 Scroggins Dr./ Field #2 & #4	4510 · Suffoletta Park	13.79	
	02/28/2022		2000 · Accounts Payable		13.79
	02/28/2022	Louie B. Nunn Dr./ Field #3	4510 · Suffoletta Park	13.79	
	02/28/2022		2000 · Accounts Payable		24.75
	02/28/2022	162-165 Scroggins Dr./ Picnic Shelter	4510 · Suffoletta Park	24.75	
	02/28/2022		2000 · Accounts Payable		24.75
	02/28/2022	Louie B. Nunn Dr./Concession Stand	4510 · Suffoletta Park	24.75	
	02/28/2022		2000 · Accounts Payable		13.05
	02/28/2022	Horse Shoe Pit	4510 · Suffoletta Park	13.05	
	02/28/2022		2000 · Accounts Payable		13.79
	02/28/2022	Royal Spring Park	4650 · Royal Spring Park	13.79	
	02/28/2022		2000 · Accounts Payable		13.79
	02/28/2022	S. Water Street Park	4650 · Royal Spring Park	13.79	
	02/28/2022		2000 · Accounts Payable		101.82
	02/28/2022	151 Ed Davis Ln.	9313 · ED - Georgetown Water	101.82	
	02/28/2022		2000 · Accounts Payable		20.79
	02/28/2022	145 Ed Davis Ln	4540 · Ed Davis Park	20.79	
	02/28/2022		2000 · Accounts Payable		92.28
	02/28/2022	1260 Cincinnati Pk.	4600 · Scott County Park	92.28	
	02/28/2022		2000 · Accounts Payable		24.75

**Georgetown-Scott County Parks and Recreation  
Paid Bills Detail  
As of March 10, 2022**

	Date	Memo	Account	Debit	Credit
	02/28/2022	1240 Cincinnati Pk	4600 · Scott County Park	24.75	
	02/28/2022		2000 · Accounts Payable		13.79
	02/28/2022	0 Long Lick Entrance	4600 · Scott County Park	13.79	
	02/28/2022		2000 · Accounts Payable		136.98
	02/28/2022	140 Pavilion Dr./Upstairs & Skate Park	8070 · Pavilion - Georgetown Water	136.98	
	02/28/2022		2000 · Accounts Payable		3,640.13
	02/28/2022	140 Pavilion Dr.	8070 · Pavilion - Georgetown Water	3,640.13	
	02/28/2022		2000 · Accounts Payable		31.75
	02/28/2022	Marshall Park Dr.	4570 · Marshall Park	31.75	
	02/28/2022		2000 · Accounts Payable		40.30
	02/28/2022	200 Jacobs Dr	4570 · Marshall Park	40.30	
	02/28/2022		2000 · Accounts Payable		13.01
	02/28/2022	Scott County Park	4600 · Scott County Park	13.01	
<b>Total Georgetown Municipal Water</b>				<b>4,313.57</b>	<b>4,313.57</b>
<b>Nextiva Inc.</b>					
	02/28/2022		2000 · Accounts Payable		927.32
	02/28/2022	Pavilion Phones	4240 · Office Phone	612.90	
	02/28/2022	SFAC Phones	5060 · SFAC Center Phone	185.78	
	02/28/2022	Ed Davis Phones	9310 · ED - Telephone	64.32	
	02/28/2022	Maintenance Shop Phones	4600 · Scott County Park	64.32	
<b>Total Nextiva Inc.</b>				<b>927.32</b>	<b>927.32</b>
<b>Republic Services Inc.</b>					
	02/28/2022		2000 · Accounts Payable		1,202.17
	02/28/2022	Trash/Waste Removal	8074 · Pavilion - Supp., Serv., Repair	1,202.17	
<b>Total Republic Services Inc.</b>				<b>1,202.17</b>	<b>1,202.17</b>
<b>Verizon Wireless</b>					
	02/28/2022		2000 · Accounts Payable		901.07
	02/28/2022	GSCParks Salary/Full Time Cell Phones	4750 · Cell phones	901.07	
<b>Total Verizon Wireless</b>				<b>901.07</b>	<b>901.07</b>

**Georgetown-Scott County Parks and Recreation  
Paid Bills Detail  
As of March 10, 2022**

	Date	Memo	Account	Debit	Credit
Wal-Mart	02/28/2022		2000 · Accounts Payable		247.95
	02/28/2022	Basketballs for the Pavilion Gym	8102 · Pavilion - Gymnasium Supplies	49.60	
	02/28/2022	Extension Cords	9230 · ED - Office Supplies	21.74	
	02/28/2022	Food/Supplies for Kids Kitchen	9400 · ED-Prog. Event, Supplies&Equip	176.61	
Total Wal-Mart				247.95	247.95
<b>TOTALS:</b>				<b>19,380.49</b>	<b>19,380.49</b>

# Georgetown-Scott County Parks and Recreation Unpaid Bills Detail As of March 21, 2022

	Date	Memo	Account	Debit	Credit
<b>American Red Cross</b>					
	02/28/2022		2000 · Accounts Payable		287.00
	02/28/2022	Qty:7 Lifeguarding Classes/Certifications	8094 · Pavilion - Aquatics Supplies	287.00	
	02/28/2022		2000 · Accounts Payable		41.00
	02/28/2022	Lifeguarding-BL	8094 · Pavilion - Aquatics Supplies	41.00	
<b>Total American Red Cross</b>				<b>328.00</b>	<b>328.00</b>
<b>American Welding &amp; Gas</b>					
	02/28/2022		2000 · Accounts Payable		339.90
	02/28/2022	Acetylene/Argon/Oxygen 1 yr Tank Lease	4810 · Supplies	339.90	
<b>Total American Welding &amp; Gas</b>				<b>339.90</b>	<b>339.90</b>
<b>Bates Security LLC</b>					
	02/28/2022		2000 · Accounts Payable		455.64
	02/28/2022	Annual Security Service For Outdoor Main. Bldg.	4810 · Supplies	455.64	
<b>Total Bates Security LLC</b>				<b>455.64</b>	<b>455.64</b>
<b>Bluegrass Business Health</b>					
	02/28/2022		2000 · Accounts Payable		150.00
	02/28/2022	New Hire Drug Screens: T. Wilkerson,J. Taylor,	4130 · Drug Testing	150.00	
<b>Total Bluegrass Business Health</b>				<b>150.00</b>	<b>150.00</b>
<b>Bluegrass RV Storage</b>					
	02/28/2022		2000 · Accounts Payable		1,440.00
	02/28/2022	Storage Unit for Dance 3/22-2/23	8085 · Pavilion - Dance/Gym Supplies	840.00	
	02/28/2022	Storage Unit Rental 3/22-2/23	4810 · Supplies	600.00	
<b>Total Bluegrass RV Storage</b>				<b>1,440.00</b>	<b>1,440.00</b>
<b>Bobcat Enterprises, Inc.</b>					
	02/28/2022		2000 · Accounts Payable		399.25
	02/28/2022	#763 Bobcat Loader Yearly PM	4690 · Equipment Maintenance and Parts	399.25	
<b>Total Bobcat Enterprises, Inc.</b>				<b>399.25</b>	<b>399.25</b>

# Georgetown-Scott County Parks and Recreation Unpaid Bills Detail As of March 21, 2022

	Date	Memo	Account	Debit	Credit
<b>Brandstetter Carroll, Inc.</b>					
	02/28/2022		2000 · Accounts Payable		2,300.00
	02/28/2022	Operations Master Plan Pymt Installment	4880 · Capital Expenditures	2,300.00	
	02/28/2022		2000 · Accounts Payable		9,050.00
	02/28/2022	Operations Master Plan pymt 12/31/21 never sent to us	4880 · Capital Expenditures	9,050.00	
<b>Total Brandstetter Carroll, Inc.</b>				<b>11,350.00</b>	<b>11,350.00</b>
<b>Brenntag Mid-South, Inc.</b>					
	02/28/2022		2000 · Accounts Payable		879.31
	02/28/2022	Hydrocloric Acid/Sodium Bicarbonate for Pool	8094 · Pavilion - Aquatics Supplies	879.31	
<b>Total Brenntag Mid-South, Inc.</b>				<b>879.31</b>	<b>879.31</b>
<b>Bypass Rental Center</b>					
	02/28/2022		2000 · Accounts Payable		17.97
	02/28/2022	3 Rolls Of Danger Tape	4810 · Supplies	17.97	
<b>Total Bypass Rental Center</b>				<b>17.97</b>	<b>17.97</b>
<b>City of Georgetown</b>					
	03/11/2022	Finance Department	2000 · Accounts Payable		10,006.36
	03/11/2022	Netgain/Microsoft Oct-Dec 2021	4320 · Technology Support	10,006.36	
<b>Total City of Georgetown</b>				<b>10,006.36</b>	<b>10,006.36</b>
<b>Comfort &amp; Process Solutions</b>					
	02/28/2022		2000 · Accounts Payable		779.12
	02/28/2022	Pool Heat on Leisure Pool/Cleaned Burners/Tested	8074 · Pavilion - Supp., Serv., Repair	779.12	
<b>Total Comfort &amp; Process Solutions</b>				<b>779.12</b>	<b>779.12</b>
<b>Contractors Choice Inc.</b>					
	02/28/2022		2000 · Accounts Payable		884.00
	02/28/2022	Door for Restroom @ Brooking Park/New Hinges	4810 · Supplies	884.00	
<b>Total Contractors Choice Inc.</b>				<b>884.00</b>	<b>884.00</b>

# Georgetown-Scott County Parks and Recreation Unpaid Bills Detail As of March 21, 2022

	Date	Memo	Account	Debit	Credit
<b>Cooper Wholesale Inc.</b>					
	02/28/2022		2000 · Accounts Payable		933.37
	02/28/2022	Paper Towels, Degreaser, Trash bags	8074 · Pavilion - Supp., Serv., Repair	933.37	
	02/28/2022		2000 · Accounts Payable		505.65
	02/28/2022	Toilet Tissue, Soft Cling, Degreaser,	8074 · Pavilion - Supp., Serv., Repair	505.65	
<b>Total Cooper Wholesale Inc.</b>				<b>1,439.02</b>	<b>1,439.02</b>
<b>D-C Elevator Company, Inc.</b>					
	03/01/2022		2000 · Accounts Payable		105.49
	03/01/2022	Scheduled Maintenance for March	8074 · Pavilion - Supp., Serv., Repair	105.49	
<b>Total D-C Elevator Company, Inc.</b>				<b>105.49</b>	<b>105.49</b>
<b>Ferguson Enterprises, Inc.</b>					
	02/28/2022		2000 · Accounts Payable		136.05
	02/28/2022	4 Proselect Non Prog TStat for Ed Davis	9320 · ED - Supplies, Serv., Repair	136.05	
	02/28/2022		2000 · Accounts Payable		357.38
	02/28/2022	Hot Water Heater for Kitchen @ Ed Davis	9320 · ED - Supplies, Serv., Repair	357.38	
	02/28/2022		2000 · Accounts Payable		20.48
	02/28/2022	Supplies to fix Pavilion Water Fountain	8074 · Pavilion - Supp., Serv., Repair	20.48	
<b>Total Ferguson Enterprises, Inc.</b>				<b>513.91</b>	<b>513.91</b>
<b>Fire Protection Services, Inc.</b>					
	02/28/2022		2000 · Accounts Payable		305.25
	02/28/2022	Fire Panel Repair/Service @ Ed Davis	9320 · ED - Supplies, Serv., Repair	305.25	
<b>Total Fire Protection Services, Inc.</b>				<b>305.25</b>	<b>305.25</b>
<b>Georgetown News-Graphic</b>					
	02/28/2022		2000 · Accounts Payable		49.79
	02/28/2022	Advertisement for ED Playground	9240 · ED - Advertising/Printing	49.79	
<b>Total Georgetown News-Graphic</b>				<b>49.79</b>	<b>49.79</b>
<b>Global Supply &amp; Floor Equipment</b>					
	02/28/2022		2000 · Accounts Payable		72.00
	02/28/2022	Pad Holder/Doodle Bug Pads	9320 · ED - Supplies, Serv., Repair	20.00	
	02/28/2022	2 Boxes of NAS Masks	4270 · Office Supplies and Equipment	52.00	

# Georgetown-Scott County Parks and Recreation Unpaid Bills Detail As of March 21, 2022

	Date	Memo	Account	Debit	Credit
	02/28/2022		2000 · Accounts Payable		506.00
	02/28/2022	Used Floor Scrubber/Scrub Pads/Floor Stripper	9320 · ED - Supplies, Serv., Repair	506.00	
	02/28/2022		2000 · Accounts Payable		221.60
	02/28/2022	Liners, Trash Bags & Toilet Paper	4810 · Supplies	221.60	
	02/28/2022		2000 · Accounts Payable		43.96
	02/28/2022	Squeegee Qty:2/ Handles Qty:2	8074 · Pavilion - Supp., Serv., Repair	43.96	
	02/28/2022		2000 · Accounts Payable		111.92
	02/28/2022	8 Packs of Nitrile Gloves	4810 · Supplies	111.92	
	02/28/2022		2000 · Accounts Payable		62.00
	02/28/2022	2 Boxes Of Jumbo Toilet Paper/Outdoor Facilities	4810 · Supplies	62.00	
	02/28/2022		2000 · Accounts Payable		111.80
	02/28/2022	Trash Bags/Paper Towels For Outdoor Maint.	4810 · Supplies	111.80	
<b>Total Global Supply &amp; Floor Equipment</b>				<b>1,129.28</b>	<b>1,129.28</b>
<b>Honey Hill Farm</b>					
	03/08/2022		2000 · Accounts Payable		165.00
	03/08/2022	Deposit pd for Kidzworld Camp Petting Zoo in July 2022	6490 · Kidzworld Supplies	165.00	
<b>Total Honey Hill Farm</b>				<b>165.00</b>	<b>165.00</b>
<b>Johnson Controls Fire Protection</b>					
	02/28/2022		2000 · Accounts Payable		135.00
	02/28/2022	Fire Extinguisher Inspections	4810 · Supplies	135.00	
<b>Total Johnson Controls Fire Protection</b>				<b>135.00</b>	<b>135.00</b>
<b>Kentucky League of Cities</b>					
	02/28/2022		2000 · Accounts Payable		500.00
	02/28/2022	Larry & Johnny Risk & Safety Conference	4360 · Continuing Education	500.00	
<b>Total Kentucky League of Cities</b>				<b>500.00</b>	<b>500.00</b>
<b>Kentucky Motor of Gtown</b>					
	02/28/2022		2000 · Accounts Payable		66.71
	02/28/2022	Case of 5W30 Oil/ Battery Cable	4660 · Vehicle Maintenance and Parts	66.71	
	02/28/2022		2000 · Accounts Payable		95.22

# Georgetown-Scott County Parks and Recreation Unpaid Bills Detail As of March 21, 2022

	Date	Memo	Account	Debit	Credit
	02/28/2022	Unit #21 IntakeGasket/Antifreeze	4660 · Vehicle Maintenance and Parts	95.22	
	02/28/2022		2000 · Accounts Payable		54.65
	02/28/2022	1 Case Of 10W-40 Oil/Oil Filter	4780 · Fuel and Oil	54.65	
<b>Total Kentucky Motor of Gtown</b>				216.58	216.58
<b>Kentucky Portable Toilets</b>					
	02/28/2022		2000 · Accounts Payable		845.00
	02/28/2022	Porta Potty Rentals/Service	4810 · Supplies	845.00	
<b>Total Kentucky Portable Toilets</b>				845.00	845.00
<b>Kentucky State Treasurer</b>					
	02/28/2022		2000 · Accounts Payable		100.00
	02/28/2022	Annual Elevator Inspection	8074 · Pavilion - Supp., Serv., Repair	100.00	
<b>Total Kentucky State Treasurer</b>				100.00	100.00
<b>Kentucky Utilities Company</b>					
	02/28/2022		2000 · Accounts Payable		15,374.25
	02/28/2022	NA Markham Dr.	4510 · Suffoletta Park	43.10	
	02/28/2022	NA Elkhorn Creek Pk/Oser Landing Park	4610 · Oser Landing Park	176.47	
	02/28/2022	Horseshoe Pit	4510 · Suffoletta Park	14.10	
	02/28/2022	Louie B. Nunn Dr. Ball	4510 · Suffoletta Park	271.91	
	02/28/2022	Louie B. Nunn Dr.	4510 · Suffoletta Park	181.31	
	02/28/2022	151 Ed Davis Lane	9312 · ED - Kentucky Utilities	302.92	
	02/28/2022	Marshall Park Dr. PL	4570 · Marshall Park	621.28	
	02/28/2022	Airport Field 4	4570 · Marshall Park	42.62	
	02/28/2022	1220 Cincinnati Rd. Shop	4600 · Scott County Park	621.41	
	02/28/2022	Marshall Park Dr. Field #1	4570 · Marshall Park	103.72	
	02/28/2022	Airport Rd. Conc.St	4570 · Marshall Park	207.97	
	02/28/2022	1080 Cincinnati Rd. Ballfield	4600 · Scott County Park	93.72	
	02/28/2022	SFAC	5020 · SFAC Kentucky Utilities	122.23	
	02/28/2022	Airport Rd Conc	4570 · Marshall Park	66.91	



# Georgetown-Scott County Parks and Recreation Unpaid Bills Detail As of March 21, 2022

	Date	Memo	Account	Debit	Credit
	02/28/2022	Pavilion	8068 · Pavilion - Kentucky Utilities	9,542.35	
	02/28/2022	Batting Cage TBR SCYB	4810 · Supplies	2,376.05	
	02/28/2022	Ed Davis Park	4540 · Ed Davis Park	225.31	
	02/28/2022	Airport Rd Field #2	4570 · Marshall Park	63.00	
	02/28/2022	Airport Rd. Field #3	4570 · Marshall Park	42.50	
	02/28/2022	Loie B Nunn Dr Ball	4510 · Suffoletta Park	66.10	
	02/28/2022	Airport Rd Field #5	4570 · Marshall Park	45.23	
	02/28/2022	Lisle Rd Soccer Gate	4810 · Supplies	41.79	
	02/28/2022	Oxford Dr	4630 · Oxford Road Park	102.25	
				15,374.25	15,374.25
<b>Total Kentucky Utilities Company</b>					
<b>Kytech LLC</b>					
	02/28/2022		2000 · Accounts Payable		1,238.00
	02/28/2022	New Workstation/Camera Motherboard,	9320 · ED - Supplies, Serv., Repair	1,238.00 *	
				1,238.00	1,238.00
<b>Total Kytech LLC</b>					
<b>Lowe's Home Centers Inc.</b>					
	02/28/2022		2000 · Accounts Payable		7,411.06
	02/28/2022	Trailer light/14 pc Hex St/Hex Bolts & Nuts	4690 · Equipment Maintenance and Parts	116.53	
	02/28/2022	Wireless Doorbell/Chimes Kit/Cable Ties/Deck Boards/Keys/	4810 · Supplies	601.37	
	02/28/2022	Qty:3 Cabanas for SFAC	5140 · SFAC Pool Supplies/Chemicals	6,207.30	
	02/28/2022	WD40/ Broom/ Anti-Slip Tape & Patch/Supplies to	8074 · Pavilion - Supp., Serv., Repair	267.87	
	02/28/2022	Broom/Dust Pan/ Sharkbite Connector/ AA Batteries/Pipe	9320 · ED - Supplies, Serv., Repair	109.35	
	02/28/2022	Qty:7 Outlet Powerstrips/Extension Cords	9400 · ED-Prog., Event, Supplies&Equip	108.64	
				7,411.06	7,411.06
<b>Total Lowe's Home Centers Inc.</b>					
<b>Meade Tractor</b>					
	02/28/2022		2000 · Accounts Payable		530.64
	02/28/2022	Air/Oil/Filters/fuel for Mowers & Tractors	4690 · Equipment Maintenance and Parts	530.64	
	02/28/2022		2000 · Accounts Payable		433.37
	02/28/2022	Grease Gun,Air & Oil Filters for 5103 JD	4690 · Equipment Maintenance and Parts	433.37	
	02/28/2022		2000 · Accounts Payable		203.27
	02/28/2022	Pin Clips, RM 990 Blades & Kit /Shipping For Mower	4690 · Equipment Maintenance and Parts	203.27	
				1,167.28	1,167.28
<b>Total Meade Tractor</b>					

# Georgetown-Scott County Parks and Recreation Unpaid Bills Detail As of March 21, 2022

	Date	Memo	Account	Debit	Credit
<b>Miracle Recreation Equipment Co.</b>					
	02/28/2022		2000 · Accounts Payable		2,281.00
	02/28/2022	2 Acrylic Backboards for Brooking Park	4810 · Supplies	1,140.50	
	02/28/2022	2 Acrylic Backboards for Ed Davis Park	4810 · Supplies	1,140.50	
<b>Total Miracle Recreation Equipment Co.</b>				2,281.00	2,281.00
<b>MLS Powersports LLC</b>					
	02/28/2022		2000 · Accounts Payable		151.78
	02/28/2022	Skag Oil & Filters for Equipment	4690 · Equipment Maintenance and Parts	151.78	
	02/28/2022		2000 · Accounts Payable		159.90
	02/28/2022	Qty: 6 Mower Blades	4690 · Equipment Maintenance and Parts	159.90	
<b>Total MLS Powersports LLC</b>				311.68	311.68
<b>Napa Auto Parts</b>					
	02/28/2022		2000 · Accounts Payable		52.37
	02/28/2022	Heater Core for Unit #21	4660 · Vehicle Maintenance and Parts	52.37	
<b>Total Napa Auto Parts</b>				52.37	52.37
<b>Pitney Bowes-Reserve Acct.</b>					
	03/08/2022		2000 · Accounts Payable		300.00
	03/08/2022	Stamp Meter Refill on Pitney Bowes Machine	4270 · Office Supplies and Equipment	300.00	
<b>Total Pitney Bowes-Reserve Acct.</b>				300.00	300.00
<b>Recreonics Corporation</b>					
	02/28/2022		2000 · Accounts Payable		60.02
	02/28/2022	Qty:2 Backstroke Flags	8094 · Pavilion - Aquatics Supplies	60.02	
	02/28/2022		2000 · Accounts Payable		264.17
	02/28/2022	CJ Rescue Kits/30'Throw Ropes/Pro Leaf Skimmer	8094 · Pavilion - Aquatics Supplies	264.17	
	02/28/2022		2000 · Accounts Payable		315.45
	02/28/2022	Swim Suits/Shorts/Whistles	8094 · Pavilion - Aquatics Supplies	315.45	
<b>Total Recreonics Corporation</b>				639.64	639.64

# Georgetown-Scott County Parks and Recreation Unpaid Bills Detail As of March 21, 2022

	Date	Memo	Account	Debit	Credit
<b>Scott Co. High School</b>					
	02/28/2022	50% cost for backstop netting for Sutton Field	2000 · Accounts Payable		906.00
	02/28/2022	50% of cost split w/ SCHS to replace	4810 · Supplies	906.00	
<b>Total Scott Co. High School</b>				906.00	906.00
<b>Southern States</b>					
	02/28/2022		2000 · Accounts Payable		1,905.61
	02/28/2022	Fuel for Parks Vehicles & Equipment	4780 · Fuel and Oil	1,905.61	
<b>Total Southern States</b>				1,905.61	1,905.61
<b>Swim Pro Service, Inc.</b>					
	02/28/2022		2000 · Accounts Payable		780.00
	02/28/2022	Annual Pool Chemicals Purchase	8074 · Pavilion - Supp., Serv., Repair	780.00	
	02/28/2022		2000 · Accounts Payable		696.00
	02/28/2022	Pool Chemicals Purchase	8074 · Pavilion - Supp., Serv., Repair	696.00	
	02/28/2022		2000 · Accounts Payable		504.00
	02/28/2022	Pool Chemicals Purchase(1/23/21-12/13/21)	8074 · Pavilion - Supp., Serv., Repair	504.00	
<b>Total Swim Pro Service, Inc.</b>				1,980.00	1,980.00
<b>Swim Pro Supply</b>					
	02/28/2022		2000 · Accounts Payable		1,063.50
	02/28/2022	Chlorine Chemicals for Pool	8094 · Pavilion - Aquatics Supplies	1,063.50	
	03/01/2022		2000 · Accounts Payable		1,284.00
	03/01/2022	Chlorine	8094 · Pavilion - Aquatics Supplies	1,284.00	
<b>Total Swim Pro Supply</b>				2,347.50	2,347.50
<b>WEDCO</b>					
	02/28/2022	Permit #66639 GSCP Swimming/Dive Pool	2000 · Accounts Payable		87.00
	02/28/2022	Permit #66639 /License Pavilion	8094 · Pavilion - Aquatics Supplies	87.00	
	02/28/2022	Permit # 66641 Pavilion Swim/Dive Pool Certification	2000 · Accounts Payable		167.00
	02/28/2022	Permit #66641 Pavilion Swimming/Dive	8094 · Pavilion - Aquatics Supplies	167.00	
	02/28/2022	Permit #78877 SFAC Lazy River Certification	2000 · Accounts Payable		87.00

# Georgetown-Scott County Parks and Recreation Unpaid Bills Detail As of March 21, 2022

	Date	Memo	Account	Debit	Credit
	02/28/2022	Permit #78877 SFAC Lazy River/Wave	5140 · SFAC Pool Supplies/Chemicals	87.00	
	02/28/2022	Permit #78879 SFAC Water Slide Certification	2000 · Accounts Payable		167.00
	02/28/2022	Permit #78879 SFAC Water Slide	5140 · SFAC Pool Supplies/Chemicals	167.00	
	02/28/2022	Permit #78878 SFAC Spray Pool/Pad Certification	2000 · Accounts Payable		87.00
	02/28/2022	Permit #78878 SFAC Spray Pad/Pool	5140 · SFAC Pool Supplies/Chemicals	87.00	
	02/28/2022	Permit #78880 SFAC Leisure Pool/Swimming Pool Certification	2000 · Accounts Payable		167.00
	02/28/2022	Permit #78880 SFAC Leisure/Swimming	5140 · SFAC Pool Supplies/Chemicals	167.00	
<b>Total WEDCO</b>				<b>762.00</b>	<b>762.00</b>
<b>Whitaker Bank, N.A.</b>					
	02/28/2022		2000 · Accounts Payable		5,783.86
	02/28/2022	CAN Kidzworld Summer Camp	6490 · Kidzworld Supplies	20.00	
	02/28/2022	Dance Recital Costumes	8085 · Pavilion - Dance/Gym Supplies	5,655.56	
	02/28/2022	Ed Davis Game Changers Wristbands	9400 · ED-Prog., Event, Supplies&Equip	108.30	
<b>Total Whitaker Bank, N.A.</b>				<b>5,783.86</b>	<b>5,783.86</b>
<b>Wiseway</b>					
	02/28/2022		2000 · Accounts Payable		944.00
	02/28/2022	4 LED Emergency Lights	4810 · Supplies	944.00	
	02/28/2022	Switches For Pool Pump	2000 · Accounts Payable		52.06
<b>Total Wiseway</b>				<b>996.06</b>	<b>996.06</b>
<b>WLEX</b>					
	02/28/2022		2000 · Accounts Payable		1,660.00
	02/28/2022	Feb 2022 WLEX TV Advertisement	4300 · Advertising, Print, Marketing	1,660.00	
	02/28/2022	WLEX Scripps Video 2/28/22-3/6/22	2000 · Accounts Payable		662.50
	02/28/2022		4300 · Advertising, Print, Marketing	662.50	
<b>Total WLEX</b>				<b>2,322.50</b>	<b>2,322.50</b>
<b>WLEX D2</b>					
	02/28/2022		2000 · Accounts Payable		60.00
	02/28/2022	Pavilion Commercials on You Tube WLEX-D2	4300 · Advertising, Print, Marketing	60.00	
<b>Total WLEX D2</b>				<b>60.00</b>	<b>60.00</b>

# Georgetown-Scott County Parks and Recreation Unpaid Bills Detail As of March 21, 2022

	Date	Memo	Account	Debit	Credit
Younger Inc. Electrical Service					
	02/28/2022		2000 · Accounts Payable		170.00
	02/28/2022	Located & Marked Utilities for Future	4510 · Suffoletta Park	170.00	
Total Younger Inc. Electrical Service				170.00	170.00
<b>TOTALS:</b>				<b>78,542.68</b>	<b>78,542.68</b>

**February 2021 Program Report**  
**For March 21, 2022 GSC Parks & Recreation Board Meeting**  
**Ednal Maynard**

**Pavilion Operations**

Pavilion Program Attendance: **2,758**

Pavilion Annual Membership: **2,610**

Pavilion Daily Passes: **4,448**

Total Pavilion Attendance Including Programs, Passes, Non-Participants, and Rentals: **12,187**

Fiscal Year To Date Attendance: **59,194**

Pavilion Operations Income: **\$80,345.76**

Pavilion Expenses: **\$42,055.72**

Pavilion Recovery Rate: **191%**

**Ed Davis Learning Center**

EDLC Attendance Including Daily Attendance, Programs, Community Services, and Rentals: **434**

Daily Attendance: **116**

Meetings: **22**

Rentals: **83**

Repast: **155**

**Programs**

Kid's Kitchen: **58**



# Pavilion Operations Revenue / Expense Report for February

<b>Revenue</b>	<b>2018</b>	<b>2019</b>	<b>2020</b>	<b>2021</b>	<b>2022</b>
20 Visit Pass	\$2,845.20	\$2,530.60	\$1,559.00	\$1,012.90	\$1,019.10
6 Month Pass	\$2,598.00	\$2,722.50	\$437.25	\$2,278.70	\$1,359.00
Annual Pass	\$38,501.37	\$34,002.86	\$32,443.06	\$12,560.44	\$17,366.98
Aquatic Programs	\$8,983.75	\$4,052.25	\$4,620.00	\$3,268.00	\$10,566.50
Camp Programs	\$60,761.93	\$40,690.75	\$22,529.00		\$21,935.00
Child Care	\$8.00	\$34.50	\$36.00		\$22.00
Concessions	\$1,307.00	\$2,034.45	\$1,581.00	\$1,021.00	\$60.00
Daily Pass	\$17,783.46	\$16,735.71	\$18,967.50	\$10,406.17	\$17,134.50
Deposit Fee Return	(\$710.00)	(\$883.00)			
Facility Rentals	\$2,119.00	\$2,656.00	\$2,924.75	\$1,281.00	\$2,239.88
Fun Express Program			\$2,031.25		(\$240.00)
Gymnasium Programs	\$2,037.50	\$1,897.50	\$1,192.50	\$280.00	\$3,451.00
Land Programs	\$3,186.20	\$2,588.00	\$3,504.35	\$3,396.50	\$5,411.80
Miscellaneous	\$137.00	\$87.00	(\$80.00)	\$91.00	\$20.00
Program Refunds	(\$867.55)	(\$969.00)			
Special Events			\$18.00		
<b>Total Revenue</b>	<b>\$138,690.86</b>	<b>\$108,180.12</b>	<b>\$91,763.66</b>	<b>\$35,595.71</b>	<b>\$80,345.76</b>

## Expenses

	2018	2019	2020	2021	2022
Miscellaneous	\$0.00	\$0.00	\$0.00	\$241.68	
Salaries	\$43,990.30	\$44,854.12	\$40,504.47	\$43,184.58	\$26,354.69
Supplies/ Equipment	\$26,472.12	\$31,421.58	\$15,003.02	\$23,185.18	\$7,897.40
Utilities	\$14,490.25	\$16,619.87	\$15,801.50	\$20,953.46	\$7,803.63
<b>Total Expenses</b>	<b>\$84,952.67</b>	<b>\$92,895.57</b>	<b>\$71,308.99</b>	<b>\$87,564.90</b>	<b>\$42,055.72</b>





## 5 Year Attendance Comparison for February

Attendance Type	2018	2019	2020	2021	2022
20 Visit Pass	354	338	341	140	194
20 Visit Walker Pass	472	446	316		
6 Month Pass	750	605	377	192	457
Annual Pass	5038	5097	3607	1431	2610
Complimentary Pass	41	33	3	33	31
Coupon Pass					
Daily Pass	3391	2664	2001	2795	4448
Observer Attendance	1115	852	845	152	659
Off-Site Program Attendance	42	29			
Program Attendance	4201	3735	4047	1283	2758
Rental / Meeting Attendance	614	691	533	443	1030
	<b>16018</b>	<b>14490</b>	<b>12070</b>	<b>6469</b>	<b>12187</b>



## 2017 - to Date Fiscal Year Attendance Comparison

<b>AttendanceType</b>	<b>2017-18</b>	<b>2018-19</b>	<b>2019-20</b>	<b>2020-21</b>	<b>2021-22</b>
Daily Pass	39074	34959	20418	26277	26619
Complimentary Pass	577	564	338	249	207
20 Visit Pass	3284	3145	2218	2414	1610
6 Month Pass	6507	5558	3213	2320	2720
20 Visit Walker Pass	3333	2880	1973	191	208
Rental / Meeting Attendance	3883	5533	5706	2355	5454
Annual Pass	52177	46454	30733	19202	16008
Program Attendance	43616	42868	29062	19753	16038
Coupon Pass					
Off-Site Program Attendance	488	231	10		
Observer Attendance	7900	7763	5031	1963	2517
	<b>160839</b>	<b>149955</b>	<b>98702</b>	<b>74724</b>	<b>71381</b>



# FY 2021 - 2022 Attendance

Attendance Category	Jul	Aug	Sep	Oct	Nov	Dec	Jan	Feb	Mar	Apr	May	Jun	Total Of Attendance
20 Visit Pass	307	145	174	172	201	193	224	194					1610
20 Visit Walker Pass						82	126						208
6 Month Pass	455	210	284	270	254	275	515	457					2720
Annual Pass	2498	1413	1659	1797	1582	2000	2449	2610					16008
Complimentary Pass	51	12	8	27	20	22	36	31					207
Daily Pass	6012	2177	1790	3123	2284	3236	3549	4448					26619
Observer Attendance	94	48	572	283	315	129	417	659					2517
Program Attendance	1207	786	2419	2498	2269	2198	1903	2758					16038
Rental / Meeting Attendance	593	160	322	596	1231	611	911	1030					5454
<b>Total:</b>	<b>11217</b>	<b>4951</b>	<b>7228</b>	<b>8766</b>	<b>8156</b>	<b>8746</b>	<b>10130</b>	<b>12187</b>					<b>71,381</b>

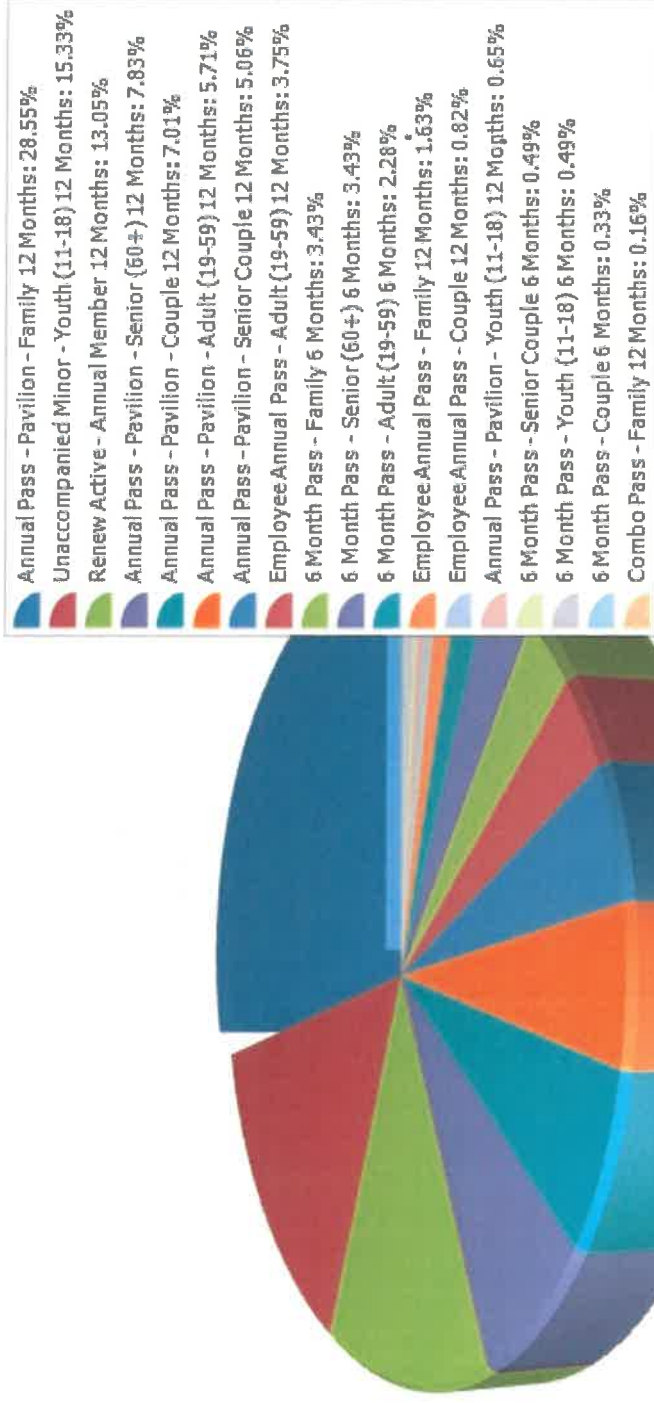


# FY 2021 - 2022 Pavilion Based Program Attendance

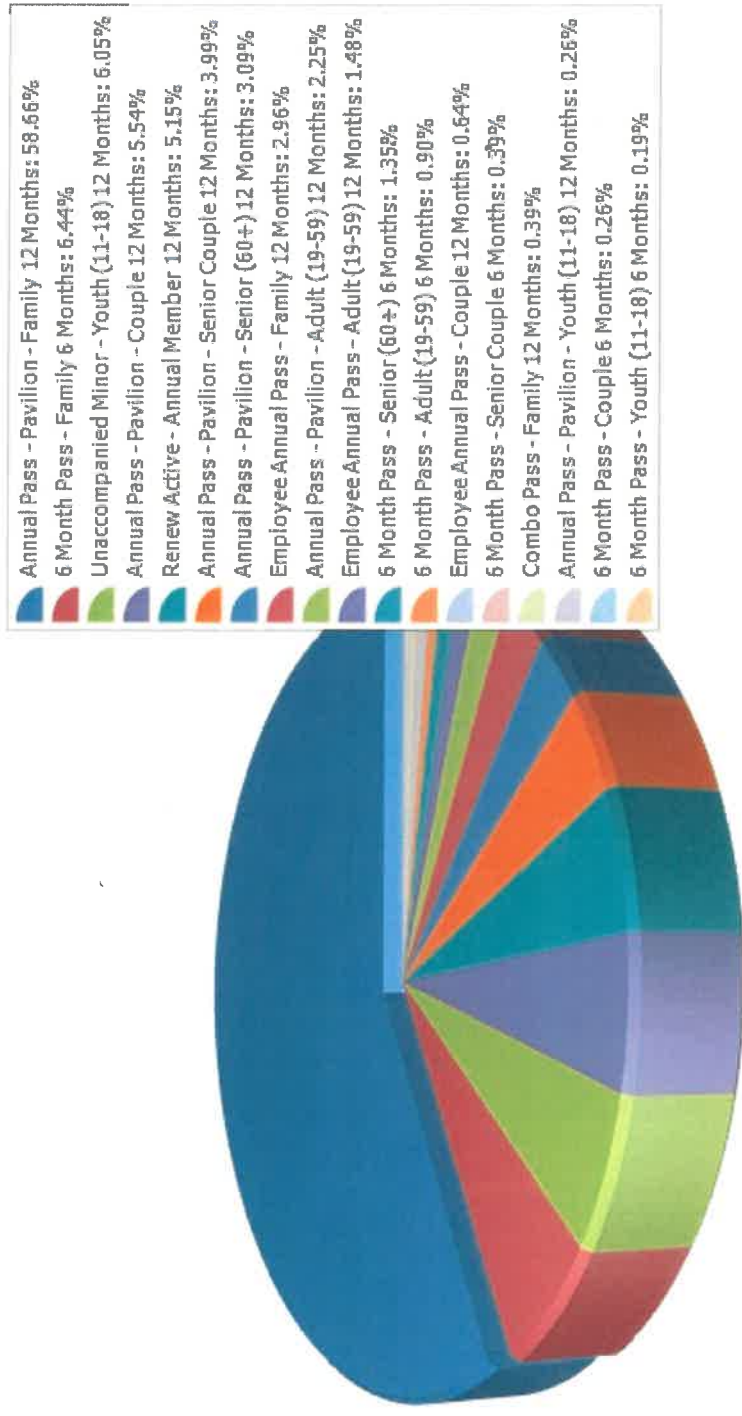
Program	Jul	Aug	Sep	Oct	Nov	Dec	Jan	Feb	Mar	Apr	May	Jun	Total
AFO Class						12							12
Aqua Jogging		2											2
Aqua Zumba	71	28	68	74	67	47	27	45					427
Cardio Circuit Silver Sneakers	137	77	193	212	250	194	81	193					1337
Dance and Gymnastics	93	70	481	510	407	46	352	460					2419
Dance Fitness								13					13
Fun Express						36							36
Home School & Gym								239					239
Ignition	75	39	63	63	67	57	45	73					482
Kayak Roll Clinic								11					11
KidzZone	125	95	72	94	77	75	144	148					830
Lifeguard Instructor Course	5	15		6		2	2	20					50
Lifeguard Recertification								5					5
Line Dancing	130	101	125	108	102	116	98	163					943
Martial Arts	55		75	17	75	30	54	116					422
Muscle Mayhem			1	1	1								3
Personal Training	1	2			1								4
Pickle Ball	141	92	73	85	137	120	146	205					999
Pilates	15	17	23	20	29	19	9	25					157
Reb3l Groove			1	5	1	0							7
S.C.U.B.A.					7								7
SilverSneakers Classic	131	67	98	135	138	101	63	114					847
Start Smart Basketball				24	12								36
STRONG					5	7	3	5					20
SuperSharks Swim Team			834	845	634	1054	567	542					4476
Swim Lessons						55	194	134					383
Water Aerobics	203	169	261	247	196	150	85	160					1471
Zumba		5	19	17	36	28	18	40					163



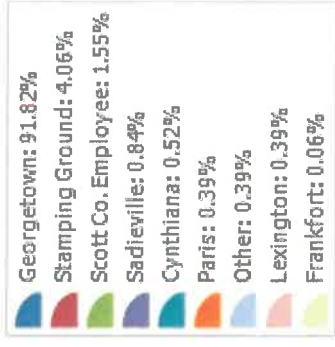
## Membership Type Total # of Memberships



## Membership Type Total # of Members


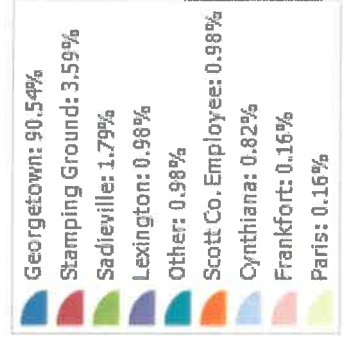


# Municipality By Members

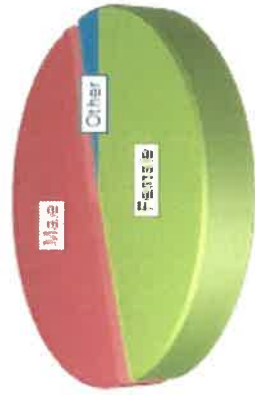





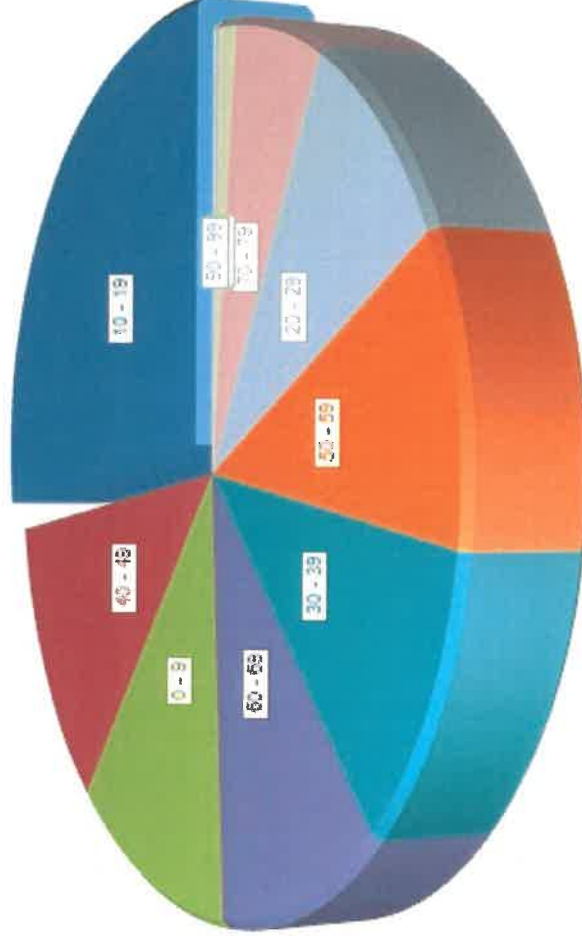
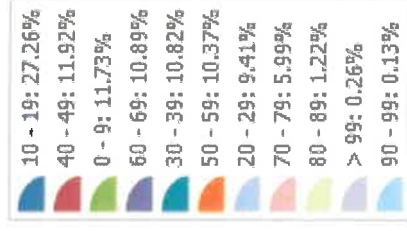
# Municipality By Memberships




### Gender



### Age



### Residency



Ed Davis Learning Center  
Financial Statement  
February 2022

		Income				
Accounts	Feb 2022 Income	YTD Income	Budget	Balance	% of Budget	
3070 · City - Ed Davis Funds	0.00	85,604.16	146,750.00	-61,145.84	58.33%	
9120 · ED - Program Income	-114.00	1,931.00	4,500.00	-2,569.00	42.91%	
9130 · ED - Rental Income	406.00	2,594.00	5,000.00	-2,406.00	51.88%	
9140 · ED - Miscellaneous Income	0.00	0.00	500.00	-500.00	0.0%	
<b>Total Income</b>	<b>292.00</b>	<b>90,129.16</b>	<b>156,750.00</b>	<b>-66,620.84</b>	<b>57.5%</b>	
		<b>Expense</b>				
Accounts	Feb 2022 Expense	YTD Expense	Budget	Balance	% of Budget	
9200 · ED - SALARIES	3,520.00	29,920.00	47,000.00	17,080.00	63.66%	
9210 · ED - Employer FICA	345.58	3,328.12	5,800.00	2,471.88	57.38%	
9211 · ED - Unemployment Insurance	0.00	134.46	1,250.00	1,115.54	10.76%	
9212 · ED - Workers Compensation	0.00	4,300.00	4,300.00	0.00	100.0%	
9213 · ED - Employer Retirement	948.64	7,929.14	14,000.00	6,070.86	56.64%	
9214 · ED - Health Insurance	640.51	5,190.00	17,700.00	12,510.00	29.32%	
9220 · ED - Liability, Prop. Insurance	0.00	2,500.00	2,500.00	0.00	100.0%	
9230 · ED - Office Supplies	94.59	2,135.08	3,000.00	864.92	71.17%	
9240 · ED - Advertising/Printing	49.79	49.79	500.00	450.21	9.96%	
9250 · ED - Continuing Education	0.00	995.00	800.00	-195.00	124.38%	
9260 · ED - Travel Expense	0.00	319.38	600.00	280.62	53.23%	
9300 · ED - MAINTENANCE SALARIES	0.00	0.00	1,000.00	1,000.00	0.0%	
9310 · ED - Telephone	64.32	578.88	1,000.00	421.12	57.89%	
9311 · ED - Columbia Gas	467.39	1,636.36	2,600.00	963.64	62.94%	
9312 · ED - Kentucky Utilities	302.92	3,679.14	6,000.00	2,320.86	61.32%	
9313 · ED - Georgetown Water	101.82	860.03	1,400.00	539.97	61.43%	
9315 · ED Internet Service/Cable	251.89	2,619.33	3,000.00	380.67	87.31%	
9320 · ED - Supplies, Serv., Repair	2,755.46	7,880.94	6,000.00	-1,880.94	131.35%	
9330 · ED - Equipment	0.00	600.00	600.00	0.00	100.0%	
9350 · ED - SP. EVENTS/PROG. SALARIES	1,037.34	13,925.12	34,000.00	20,074.88	40.96%	
9400 · ED-Prog., Event, Supplies&Equip	393.55	3,448.00	3,500.00	52.00	98.51%	
9600 · ED - Miscellaneous Expenses	0.00	0.00	200.00	200.00	0.0%	
<b>Total Expense</b>	<b>10,973.80</b>	<b>92,028.77</b>	<b>156,750.00</b>	<b>64,721.23</b>	<b>58.71%</b>	

Georgetown-Scott County Parks and Recreation  
Financial Statement  
February 2022

Accounts	Income					% of Budget
	Feb 2022 Income	YTD Income	Budget	Balance		
3030 · City Funds	0.00	667,114.53	1,143,625.00	-476,510.47	58.33%	
3040 · City - Capital	0.00	86,519.50	439,110.00	-352,590.50	19.7%	
3050 · County - Capital	47,625.00	142,875.00	439,110.00	-296,235.00	32.54%	
3060 · County Funds	276,780.00	830,340.00	1,143,625.00	-313,285.00	72.61%	
3150 · Pool Income	0.00	110,350.59	258,000.00	-147,649.41	42.77%	
3180 · Horse Park Pool	0.00	47,319.25	56,000.00	-8,680.75	84.5%	
3260 · Pool Concessions- Contract	0.00	2,352.08	10,000.00	-7,647.92	23.52%	
3400 · Kidzworld Income	15,560.00	20,070.75	100,000.00	-79,929.25	20.07%	
3430 · Fun Express Income	-240.00	4,577.50	14,000.00	-9,422.50	32.7%	
3470 · KLC Safety Grant	0.00	0.00	3,000.00	-3,000.00	0.0%	
3600 · Facility Rental Income	5,173.00	19,929.23	36,500.00	-16,570.77	54.6%	
3710 · Special Events Income	0.00	833.00	5,000.00	-4,167.00	16.66%	
3720 · Private Donations	0.00	0.00	2,500.00	-2,500.00	0.0%	
3730 · New Programs Income	0.00	0.00	5,000.00	-5,000.00	0.0%	
3750 · Miscellaneous Income	0.00	0.00	300.00	-300.00	0.0%	
8014 · Pavilion - 20 V Passes	989.10	10,872.61	10,000.00	872.61	108.73%	
8015 · Pavilion - Daily Passes	16,342.10	111,332.10	108,000.00	3,332.10	103.09%	
8016 · Pavilion - Annual Pass	21,897.87	135,784.39	175,000.00	-39,215.61	77.59%	
8017 · Pavilion - 6 Month Pass	1,662.50	17,113.90	15,000.00	2,113.90	114.09%	
8018 · Pavilion - Aquatics Programs	8,989.00	17,890.49	50,000.00	-32,109.51	35.78%	
8020 · Pavilion Gymnasium Programs	3,571.00	11,206.00	15,000.00	-3,794.00	74.71%	
8022 · Pavilion - Dance/Gymnastics Pro	3,858.00	75,797.15	78,000.00	-2,202.85	97.18%	
8024 · Pavilion - Aerobics Programs	878.60	3,641.45	20,000.00	-16,358.55	18.21%	
8026 · Pavilion - Camps/Childrens Act.	0.00	0.00	3,000.00	-3,000.00	0.0%	
8028 · Pavilion - Special Events	0.00	0.00	5,000.00	-5,000.00	0.0%	
8030 · Pavilion - Child Care	24.00	146.12	350.00	-203.88	41.75%	
8032 · Pavilion - Facility Rental	1,819.13	26,762.13	45,000.00	-18,237.87	59.47%	
8034 · Pavilion - Concession/Vending	997.04	6,923.67	20,000.00	-13,076.33	34.62%	
8035 · Gift Certificates	0.00	213.50				
8036 · Pavilion - Miscellaneous	18.00	41.00	1,000.00	-959.00	4.1%	
<b>Total Income</b>	<b>405,944.34</b>	<b>2,350,005.94</b>	<b>4,201,120.00</b>	<b>-1,851,114.06</b>	<b>55.94%</b>	

**Georgetown Scott County Parks and Recreation  
Financial Statement  
February 2022**

Accounts	Expense				
	Feb 2022 Expense	YTD Expense	Budget	Balance	% of Budget
4030 · ADMINISTRATIVE SALARIES - FT	19,506.20	168,180.09	222,000.00	53,819.91	75.76%
4060 · Employer FICA Tax	8,264.43	80,287.40	114,000.00	33,712.60	70.43%
4090 · Unemployment Insurance	0.00	3,309.89	17,500.00	14,190.11	18.91%
4120 · Workers Compensation	0.00	23,860.15	59,000.00	35,139.85	40.44%
4130 · Drug Testing	150.00	1,301.00	5,000.00	3,699.00	26.02%
4150 · Employers Retirement	16,914.06	139,206.91	217,500.00	78,293.09	64.0%
4180 · Health Insurance	17,533.20	124,572.53	288,000.00	163,427.47	43.25%
4200 · Staff Uniforms	0.00	0.00	2,500.00	2,500.00	0.0%
4201 · REC. MANAGERS SALARIES - FT	13,064.62	108,592.18	174,000.00	65,407.82	62.41%
4202 · PAV. OPERATIONS SALARIES - PT	14,028.16	113,070.35	180,000.00	66,929.65	62.82%
4240 · Office Phone	612.90	5,484.15	1,800.00	-3,684.15	304.68%
4260 · Equipment rental	0.00	1,886.87	2,500.00	613.13	75.48%
4270 · Office Supplies and Equipment	4,048.77	30,860.06	45,000.00	14,139.94	68.58%
4280 · Professional Fees	622.21	28,791.40	21,000.00	-7,791.40	137.1%
4300 · Advertising, Print., Marketing	2,382.50	16,348.03	25,000.00	8,651.97	65.39%
4320 · Technology Support	0.00	25,063.36	32,000.00	6,936.64	78.32%
4360 · Continuing Education	520.00	6,901.00	10,000.00	3,099.00	69.01%
4370 · Liability, Equipment Insurance	0.00	77,148.60	93,000.00	15,851.40	82.96%
4390 · Travel Expense	0.00	1,743.52	6,000.00	4,256.48	29.06%
4450 · PARKS MAINT. SALARIES - FT	18,695.62	159,508.99	215,000.00	55,491.01	74.19%
4460 · PARKS MAINT. HOURLY - PT	0.00	8,460.00	70,000.00	61,540.00	12.09%
4470 · FACILITY MAINT. SALARIES - PT	4,859.82	47,091.20	61,000.00	13,908.80	77.2%
4480 · FACILITY MAINT. SALARIES - FT	13,368.20	112,489.53	149,000.00	36,510.47	75.5%
4509 · Trail Maintenance	0.00	0.00	5,000.00	5,000.00	0.0%
4510 · Suffoletta Park	883.68	8,058.98	12,500.00	4,441.02	64.47%
4520 · Skate Park	0.00	0.00	5,000.00	5,000.00	0.0%
4540 · Ed Davis Park	246.10	1,993.45	6,000.00	4,006.55	33.22%
4570 · Marshall Park	1,265.28	14,781.95	16,000.00	1,218.05	92.39%
4600 · Scott County Park	1,625.95	11,422.64	13,000.00	1,577.36	87.87%
4610 · Oser Landing Park	176.47	1,400.68	5,000.00	3,599.32	28.01%
4630 · Oxford Road Park	102.25	813.51	2,000.00	1,186.49	40.68%

Georgetown-Scott County Parks and Recreation  
Financial Statement  
February 2022

Accounts	Feb 2022 Expense	YTD Expense	Budget	Balance	% of Budget
4640 · Great Crossing Park	0.00	0.00	12,500.00	12,500.00	0.0%
4650 · Royal Spring Park	27.58	220.64	5,500.00	5,279.36	4.01%
4660 · Vehicle Maintenance and Parts	214.30	3,370.04	12,500.00	9,129.96	26.96%
4690 · Equipment Maintenance and Parts	1,994.74	8,219.65	12,500.00	4,280.35	65.76%
4750 · Cell phones	901.07	7,287.50	12,000.00	4,712.50	60.73%
4780 · Fuel and Oil	1,960.26	18,152.65	29,000.00	10,847.35	62.6%
4810 · Supplies	9,520.47	52,758.72	78,000.00	25,241.28	67.64%
4850 · Parks Equipment	0.00	0.00	3,500.00	3,500.00	0.0%
4880 · Capital Expenditures	11,350.00	214,720.21	878,220.00	663,499.79	24.45%
4930 · SUFFOLETTA POOL SALARIES	37.80	77,582.99	104,000.00	26,417.01	74.6%
5000 · HORSE PARK LG HOURS	0.00	27,192.20	32,500.00	5,307.80	83.67%
5020 · SFAC Kentucky Utilities	122.23	34,522.61	32,500.00	-2,022.61	106.22%
5050 · SFAC Georgetown Water	33.23	18,289.45	27,000.00	8,710.55	67.74%
5060 · SFAC Center Phone	325.76	3,117.32	3,500.00	382.68	89.07%
5140 · SFAC Pool Supplies/Chemicals	6,715.30	32,480.59	24,000.00	-8,480.59	135.34%
5200 · SFAC Pool Supplies/Maintenance	0.00	11,988.50	19,500.00	7,511.50	61.48%
5650 · Tennis Supplies and Equipment	0.00	0.00	500.00	500.00	0.0%
6280 · Little League Baseball	0.00	0.00	500.00	500.00	0.0%
6340 · Youth Softball	0.00	0.00	500.00	500.00	0.0%
6370 · Youth Soccer	0.00	0.00	500.00	500.00	0.0%
6400 · Youth Football	0.00	0.00	500.00	500.00	0.0%
6420 · Youth Volleyball	0.00	0.00	250.00	250.00	0.0%
6430 · Georgetown Stingrays	0.00	0.00	250.00	250.00	0.0%
6440 · Super Sharks	0.00	0.00	250.00	250.00	0.0%
6460 · KIDZWORLD SALARIES	74.32	39,615.72	95,000.00	55,384.28	41.7%
6490 · Kidzworld Supplies	20.00	6,291.17	5,000.00	-1,291.17	125.82%
6500 · Kidzworld-Transportation	0.00	4,981.89	18,000.00	13,018.11	27.68%
6520 · Kidzworld Lunch Program	0.00	0.00	500.00	500.00	0.0%
6550 · Fun Express Supplies	0.00	535.90	1,000.00	464.10	53.59%
6551 · FUN EXPRESS SALARIES	0.00	4,269.50	12,000.00	7,730.50	35.58%
6700 · SPORTS CAMPS SALARIES PT	0.00	0.00	500.00	500.00	0.0%
6720 · Sports Camps Supplies	0.00	0.00	500.00	500.00	0.0%

Georgetown Scott County Parks and Recreation  
 Financial Statement  
 February 2022

Accounts	Feb 2022 Expense	YTD Expense	Budget	Balance	% of Budget
6840 · NEW PROG/SPEC EVENTS SAL PT	0.00	0.00	5,000.00	5,000.00	0.0%
6850 · New Prog/Sp Events Supplies	0.00	3,457.97	1,500.00	-1,957.97	230.53%
6880 · Miscellaneous	0.00	1,079.37	800.00	-279.37	134.92%
8066 · Pavilion - Columbia Gas	6,125.17	26,934.89	53,000.00	26,065.11	50.82%
8068 · Pavilion - Kentucky Utilities	9,542.35	85,068.96	130,000.00	44,931.04	65.44%
8070 · Pavilion - Georgetown Water	3,777.11	33,447.97	27,500.00	-5,947.97	121.63%
8074 · Pavilion - Supp., Serv., Repair	8,894.73	119,894.63	120,000.00	105.37	99.91%
8076 · Pavilion - Equipment	0.00	0.00	12,000.00	12,000.00	0.0%
8080 · PAVILION - GYM PROGRAM SALARIES	757.85	4,732.02	7,700.00	2,967.98	61.46%
8081 · Pavilion - Gym Program Supplies	389.00	3,287.19	2,000.00	-1,287.19	164.36%
8082 · PAVILION - AEROBICS SALARIES	1,969.45	14,172.05	61,800.00	47,627.95	22.93%
8083 · Pavilion - Aerobics Supplies	389.00	389.00	2,000.00	1,611.00	19.45%
8084 · PAVILION - DANCE/GYM SALARIES	5,551.44	32,380.84	55,000.00	22,619.16	58.87%
8085 · Pavilion - Dance/Gym Supplies	9,211.33	9,842.93	8,500.00	-1,342.93	115.8%
8088 · PAVILION - SPECIAL EVENTS SALAR	0.00	399.00	1,000.00	601.00	39.9%
8089 · Pavilion - Special Events Suppl	0.00	1,136.79	1,250.00	113.21	90.94%
8090 · Pavilion - Concession	0.00	778.08	12,500.00	11,721.92	6.23%
8092 · PAVILION - AQUATICS SALARIES PT	16,370.66	138,502.38	177,000.00	38,497.62	78.25%
8094 · Pavilion - Aquatics Supplies	3,486.25	38,521.74	20,000.00	-18,521.74	192.61%
8098 · Pavilion - Child Care Supplies	0.00	24.96	500.00	475.04	4.99%
8100 · Pavilion - Fitness/Wgt Rm Suppl	249.90	867.18	2,500.00	1,632.82	34.69%
8102 · Pavilion - Gymnasium Supplies	49.60	53.04	1,000.00	946.96	5.3%
8104 · Pavilion - Miscellaneous Expens	0.00	643.24	800.00	156.76	80.41%
<b>Total Expense</b>	<b>238,931.32</b>	<b>2,403,839.90</b>	<b>4,201,120.00</b>	<b>1,797,280.10</b>	<b>57.22%</b>



Central Kentucky  
**Junior Olympic Archery Development**  
(JOAD)



2022 Annual Report to Georgetown-Scott County Parks and Recreation



## OVERVIEW OF JOAD CLUB

- we average between 20-30 archers at any time during year
- male and female archers
- ages range from 7 to 55
- shoot year round indoors and outdoors
  - Shoot outdoors at Scott County Park (April thru October)
  - Shoot indoors at Central KY Extreme Training Facility (Nov thru March)

2022 Annual Report to Georgetown-Scott County Parks and Recreation

## FINANCIALS

	JAN - MAR, 2021	APR - JUN, 2021	JUL - SEP, 2021	OCT - DEC, 2021	JAN 1 - MAR 11, 2022	TOTAL
Income	\$1,333.76	\$7,431.96	\$2,034.48	\$405.09	\$75.10	\$18,944.67
GROSS PROFIT	\$1,333.76	\$7,431.96	\$2,034.48	\$405.09	\$75.10	\$18,944.67
Expenses	\$650.62	\$5,721.05	\$1,365.72	\$0.00	\$0.00	\$16,325.09
NET OPERATING INCOME	\$483.14	\$1,710.91	\$668.76	\$405.09	\$75.10	\$2,619.58
NET INCOME	\$483.14	\$1,710.91	\$668.76	\$405.09	\$75.10	\$2,619.58

Current club balance 3/21/2022:

**\$3821.00**

- Income comes from \$25/month/archer fee, fund raisers, donations
- Finances and taxes overseen by local CPA

2022 Annual Report to Georgetown-Scott County Parks and Recreation

## ACCOMPLISHMENTS

**Head Coach, Charles Thompson**

- Despite Covid, remained financially healthy, active club in 2021
- Club had numerous archers winning/placing in variety of tournaments
- Tim Shepard, winning adult male barebow KY state championship
  - Tim shot as a para archer (archer with physical/visual impairment), and won against archers with full abilities

**2022 Annual Report to Georgetown-Scott County Parks and Recreation**



2022 Annual Report to Georgetown-Scott County Parks and Recreation

**QUESTIONS / COMMENTS ?**

**Thank You!**

**2022 Annual Report to Georgetown-Scott County Parks and Recreation**

# GEORGETOWN-SCOTT COUNTY PARKS AND RECREATION

## Special Meeting 03/10/2022

### Minutes

**MEMBERS PRESENT:**

Camille Overstreet  
Marlin McKay  
Bill Hamilton

Ronald Flannery  
Sharon Flynt

**OTHERS PRESENT:**

Kim Rice  
Helen Tobin  
Ed Maynard

Katie Posey  
Autumn Barnett  
Vicki Miller

**I.** **CALL TO ORDER:** The chair Camille Overstreet called the special meeting of the Parks and Recreation Board to order.

**II.** **Roll Call**

**III.** **Business**

- A. **Emergency P.O.-Kim Rice-** Kim Rice needed a PO for \$8970.00 for C-Logic to begin working on a diagram for the auditorium structural repairs. Ron Flannery made a motion to approve C-logic to move forward with their design seconded by Marlin McKay. The motion carried unanimously.
- B. **Structural Assessment-** Ron Flannery mentioned to the board the current structural issues and the different options that have been discussed. Option one would be to drill down and place braces from the pool deck to the base of the overlooks which could possibly have the pool shutdown 6 to 7 weeks. Option two would be to add beams. Option three is to remove both overlooks entirely from the facility and replace doors with windows. There is still some discussion and more research before a final decision.
- C. **Paycom-Vicki Miller-**Paycom is a payroll service that the city uses, that we are wanting to incorporate here in the Parks department, it is the first step before changing financial software. It will improve the department on the employees behalf with time keeping and accrual totals. Marlin McKay made a motion to

approve moving forward with implementation of Paycom services seconded by Ron Flannery. The motion carried unanimously.

- D. SFAC Passes-Kim Rice asked the board to approve new SFAC season pass rates changing it from a family pass to an individual pass with a cost of \$40 per person with Pavilion annual members receiving the 25% discount. Ron Flannery made a motion to approve the fee changes seconded by Bill Hamilton. The motion carried unanimously.
- E. Financial Line Items-Kim Rice mentioned to the board that the next several financial statements will be looking very different since were moving forward with implementing the changes need for the new financial software is steps beginning with the payroll items first.

**ADJOURNMENT:** A motion was made by Bill Hamilton to adjourn, seconded by Marlin McKay. Meeting adjourned