



Georgetown-Scott County
Parks & Recreation
140 Pavilion Drive
Georgetown, KY 40324

Phone: (502) 863-7865

Fax: (502) 867-3710

January 13, 2023

Dear Board Member,

The monthly meeting of the Georgetown-Scott County Parks and Recreation Board will be held on January 17, 2023, at 5:30 pm at the Pavilion, 140 Pavilion Drive Georgetown KY.

Since this is altered from our regular meeting schedule it will be a Special Meeting and only items on the agenda will be discussed.

Sincerely,

**Vicki Miller
Office Manager**



Phone: (502) 863-7865

Fax: (502) 867-3710

Special Board Meeting

AGENDA

January 17, 2023

The monthly meeting of the Georgetown-Scott County Parks and Recreation Board will be held on January 17, 2023, at 5:30 pm at the Pavilion, 140 Pavilion Drive, Georgetown KY.

- 1) Call to Order and Roll Call
- 2) Approval of Agenda
- 3) Public Comments
- 4) Consent Agenda
 1. Approval of the minutes for December 19, 2022, Board Meeting
 2. Bills for Approval
- 5) Staff Reports
 1. Bookkeepers Report – Vicki Miller
 2. Assistant Directors Report – Ed Maynard
 3. Facilities Maintenance – Mike Short
 4. Outdoor Maintenance – Larry Brandenburg
 5. Directors Report- Kim Rice
- 6) Old Business
 - 1.
 - 2.
- 7) New Business
 1. Scott Co Youth Baseball-Jeff Wilhite
 2. Scott Co Softball Club-Amy Tyler
 3. Comp Time Report-Kim Rice
 4. Marketing Q4/Annual- Courtlyn Ledesma
 5. Ethics/Conduct-Kim Rice
 6. Organized Sports Agreement-Kim Rice
 7. LWCF-Kim Rice
 8. Masterplan- Kim Rice
 9. Executive Session KRS61.810(1F)
- 8) Board Members Comments
- 9) Adjournment

Georgetown Scott County Parks and Recreation Board

Minutes

December 19, 2022

- 1) Call to Order and Roll Call Camille Overstreet called the December 19, 2022, meeting of the Parks and Recreation Board to order. Board Members Present were Dale Stowe, Ron Flannery, Marlin McKay, Andrea Giusti, Bill Hamilton, and DT Wells. Others present Kim Rice, Larry Brandenburg, Jonathan Brandenburg, and Vicki Miller, Helen Tobin, and Ben Willis, Katie Posey.
- 2) Approval of Agenda; Dale Stowe made a motion to approve the agenda seconded by Marlin McKay. The motion carried unanimously.
- 3) Public Comments NA
- 4) Consent Agenda items
 1. Approval of the November 21, 2022, board minutes. Dale Stowe made a motion to approve the minutes from November 21, 2022, seconded by DT Wells. The motion carried unanimously.
 2. Bills for Approval. Dale Stowe made a motion to approve the bills seconded by Ron Flannery. The motion carried unanimously.
- 5) Staff Reports
 1. Bookkeepers Report – Vicki Miller reported that the current balance is \$1,203,589.59 verse this date last year which was \$1,302,812.91. A financial report was also provided.
 2. Assistant Directors Report-Katie Posey reported that Ed Davis opened back up for holiday rentals and had our Breakfast with Santa which had 40 participants and Brunch with the Grinch which had 79 participants. Baking with Mrs. Clause had 22 participants, and this was partnered with Kroger. Katie Posey mentioned she is looking to start new programs and fitness classes at Ed Davis and the Pavilion.
 3. Facilities Maintenance Report- Jonathan Brandenburg let the board know that O’Nan Glass has completed installing the windows to replace the doors where balcony doors were to the natatorium. Kim Rice has mentioned the surge pit covers are complete.
 4. Outdoor Maintenance Report- Larry Brandenburg asked about the widening of Cardinal Drive. Dt Wells thinks it has been officially postponed but is going to follow up to make sure.
 5. Directors Report- Kim Rice requested new board members and to have Dale Stowe and Bill Hamilton to be reappointed to the board from there respected entities. Erik Flaig, who is a joint appointee, is off the board. The RFP is out for the Legacy Trail and will close on January 3rd. Kim Rice informed the board about the adding of the sales tax being applied January 1st and some the associated programs or classes that will be affected. Parks Board Tour January 28th at 1:30pm. The committee trainings will be January 24th through January 26th here at the Pavilion. We had to get another OSHA extension because of the pit step installation delay.
- 6) Old Business
 1. Redesign front entrance for the Pavilion-Kim Rice asked for input from the board and staff about the thoughts from the meeting and what issues exist

because of the current entrance layout. The board recommended to go on and put a bid out to see what the actual cost would be and see how we can move with the number one issue being the security and safety of our patrons and staff. Kim Rice is putting out an RFQ per the boards request.

2. Operations Master Plan Feedback-Kim Rice pointed out that a lot of those issues reported have already been addressed and are being implemented.

7) New Business

1. Board elections for Vice-Chair, Secretary and Treasurer- Camille Overstreet asked for nominations from the floor. Dale Stowe nominated DT Wells for Vice-Chair, the nomination carried unanimously. Dale Stowe nominated Camille Overstreet for Secretary, the nomination carried unanimously. Camille Overstreet nominated Marlin McKay for Treasurer, the nominations carried unanimously.
2. Ball Mix Bid-Kim Rice informed the board that we were approved for a capital purchase of ball mix for a total of \$12,000.00 but had to put it out to bid. We received 2 bids one with Chris Shane Company and the total for 100 tons was \$13505.00 and the second was with Bluegrass Ballfield Products for \$11800.00 Larry Brandenburg has worked with Bluegrass Ballfields for years. Ron Flannery made a motion to accept Bluegrass Ballfields bid for \$11800.00 seconded by Marlin McKay. The motion carried unanimously.
3. Masterplan Selection Committee- Kim Rice is getting to put the RFP out for the Masterplan with the reservoir separate since they are still deciding how to best use that area. Kim Rice has also been requested from the state to do a bicycle and pedestrian plan which would be for the city because of the Legacy Trail. Kim Rice asked for a committee of three people to go through this information with her with the selection process for the Masterplan.
4. Director's Evaluation- Erik Flaig mentioned to the board that the directors Evaluation has been completed at the beginning of the board meeting.

8) Board Member Comments

- 9) Adjournment –Ron Flannery made a motion to adjourn seconded by Marlin McKay. The motion carried unanimously.

10) Resolutions

Res#22-024-Approved Ball Mix bid for \$11,800.00 from Bluegrass Ballfields

Georgetown-Scott County Parks and Recreation Early Bills Detail Report

As of January 10, 2023

	Date	Memo	Account	Debit	Credit
Amazon					
	12/31/2022		2000 · Accounts Payable		2,404.18
	12/31/2022	Planners, Calendars, HP Laser Ink, Ornaments, Etc.	4270 · Office Supplies and Equipment	975.08	
	12/31/2022	Grease Gun Couplers & Float Backdrop	4810 · Supplies	83.96	
	12/31/2022	Sandwich Memo Board	4300 · Advertising, Print., Marketing	165.50	
	12/31/2022	Santa Hats, Beach Balls, Stickers for Parade	8085 · Pavilion - Dance/Gym Supplies	173.69	
	12/31/2022	Halide Light Bulbs & Pressure Washer	8074 · Pavilion - Supp., Serv., Repair	360.17	
	12/31/2022	Reagents #1, 2 & 4 for Pavilion Pool	8094 · Pavilion - Aquatics Supplies	205.29	
	12/31/2022	Resistance Bands	8083 · Pavilion - Aerobics Supplies	33.98	
	12/31/2022	Pickleballs	8102 · Pavilion - Gymnasium Supplies	22.99	
	12/31/2022	4x4 Wall Base for EDLC	9320 · ED - Supplies, Serv., Repair	383.52	
Total Amazon				2,404.18	2,404.18
American Business Systems Inc.					
	12/31/2022		2000 · Accounts Payable		620.44
	12/31/2022	Parks/Pavilion Copier Usage	4270 · Office Supplies and Equipment	540.00	
	12/31/2022	EDLC Copier Usage	9230 · ED - Office Supplies	80.44	
Total American Business Systems Inc.				620.44	620.44
Columbia Gas of Kentucky					
	12/31/2022		2000 · Accounts Payable		445.57
	12/31/2022	146 Ed Davis Ln. Gas Bill	9311 · ED - Columbia Gas	445.57	
	12/31/2022		2000 · Accounts Payable		679.58
	12/31/2022	1240 Cincinnati Rd./Outdoor Main. Bldg.	4600 · Scott County Park	679.58	
	12/31/2022		2000 · Accounts Payable		7,886.72
	12/31/2022	140 Pavilion Dr.	8066 · Pavilion - Columbia Gas	7,886.72	
Total Columbia Gas of Kentucky				9,011.87	9,011.87
Comfort & Process Solutions					
	12/31/2022		2000 · Accounts Payable		2,931.10
	12/31/2022	Pavilion Lifeguard Hall HVAC Unit Repair	8074 · Pavilion - Supp., Serv., Repair	2,931.10	
	12/31/2022		2000 · Accounts Payable		1,930.00
	12/31/2022	Quarterly Main. on 4 Aaon & 2 Dectron Units	8074 · Pavilion - Supp., Serv., Repair	1,930.00	
Total Comfort & Process Solutions				4,861.10	4,861.10

Georgetown-Scott County Parks and Recreation Early Bills Detail Report

As of January 10, 2023

	Date	Memo	Account	Debit	Credit
Fuelman					
	12/31/2022		2000 · Accounts Payable		100.55
	12/31/2022	Outdoor Maintenance Vehicle Gas	4780 · Fuel and Oil	51.67	
	12/31/2022	Facility Maintenance Vehicle Gas	4780 · Fuel and Oil	48.88	
Total Fuelman				100.55	100.55
Georgetown Municipal Water					
	12/31/2022		2000 · Accounts Payable		35.89
	12/31/2022	200 Jacobs Dr./ SFAC	5050 · SFAC Georgetown Water	35.89	
	12/31/2022		2000 · Accounts Payable		27.89
	12/31/2022	162-165 Scroggins DR./Batting Cages	4510 · Suffoletta Park	27.89	
	12/31/2022		2000 · Accounts Payable		22.72
	12/31/2022	Louie B Nunn DR./Field #1	4510 · Suffoletta Park	22.72	
	12/31/2022		2000 · Accounts Payable		14.72
	12/31/2022	162-165 Scroggins DR./ Fields #2 & #4	4510 · Suffoletta Park	14.72	
	12/31/2022		2000 · Accounts Payable		14.72
	12/31/2022	Louie B Nunn Dr./Field #3	4510 · Suffoletta Park	14.72	
	12/31/2022		2000 · Accounts Payable		26.31
	12/31/2022	162-165 Scroggins Dr./ Picnic Shelter	4510 · Suffoletta Park	26.31	
	12/31/2022		2000 · Accounts Payable		26.31
	12/31/2022	Louie B. Nunn Dr./Concession Stand	4510 · Suffoletta Park	26.31	
	12/31/2022		2000 · Accounts Payable		13.89
	12/31/2022	Horseshoe Pit	4510 · Suffoletta Park	13.89	
	12/31/2022		2000 · Accounts Payable		14.72
	12/31/2022	Royal Spring Park	4650 · Royal Spring Park	14.72	
	12/31/2022		2000 · Accounts Payable		14.72
	12/31/2022	S. Water Street Park	4650 · Royal Spring Park	14.72	
	12/31/2022		2000 · Accounts Payable		104.37
	12/31/2022	151 Ed Davis Ln	9313 · ED - Georgetown Water	104.37	
	12/31/2022		2000 · Accounts Payable		22.72
	12/31/2022	145 Ed Davis Ln/ Park	4540 · Ed Davis Park	22.72	
	12/31/2022		2000 · Accounts Payable		371.55
	12/31/2022	1260 Cincinnati Pk.	4600 · Scott County Park	371.55	

Georgetown-Scott County Parks and Recreation Early Bills Detail Report

As of January 10, 2023

	Date	Memo	Account	Debit	Credit
	12/31/2022		2000 · Accounts Payable		26.31
	12/31/2022	1240 Cincinnati Pk.	4600 · Scott County Park	26.31	
	12/31/2022		2000 · Accounts Payable		14.72
	12/31/2022	0 Long Lick Entrance	4600 · Scott County Park	14.72	
	12/31/2022		2000 · Accounts Payable		157.03
	12/31/2022	140 Pavilion Dr./Upstairs & Skatepark	8070 · Pavilion - Georgetown Water	157.03	
	12/31/2022		2000 · Accounts Payable		2,998.79
	12/31/2022	140 Pavilion Dr.	8070 · Pavilion - Georgetown Water	2,998.79	
	12/31/2022		2000 · Accounts Payable		34.31
	12/31/2022	Marshall Park Dr.	4570 · Marshall Park	34.31	
	12/31/2022		2000 · Accounts Payable		27.96
	12/31/2022	200 Jacobs Dr./ Marshall Park	4570 · Marshall Park	27.96	
	12/31/2022		2000 · Accounts Payable		13.89
	12/31/2022	Scott County Park	4600 · Scott County Park	13.89	
Total Georgetown Municipal Water				3,983.54	3,983.54
John Deere Financial					
	12/31/2022		2000 · Accounts Payable		22.99
	12/31/2022	Ramik Poison for Rodent Problem	9320 · ED - Supplies, Serv., Repair	22.99	
Total John Deere Financial				22.99	22.99
Nextiva Inc.					
	12/31/2022		2000 · Accounts Payable		930.31
	12/31/2022	Pavilion Office Phones	4240 · Office Phone	600.10	
	12/31/2022	SFAC Office Phones	5060 · SFAC Center Phone	201.57	
	12/31/2022	Ed Davis Office Phones	9310 · ED - Telephone	64.32	
	12/31/2022	Outdoor Main. Bldg. Office Phones	4600 · Scott County Park	64.32	
Total Nextiva Inc.				930.31	930.31
Republic Services Inc.					
	12/31/2022		2000 · Accounts Payable		1,105.36
	12/31/2022	Pavilion Trash Services	8074 · Pavilion - Supp., Serv., Repair	333.40	
	12/31/2022	Outdoor Maintenance Trash Services	8074 · Pavilion - Supp., Serv., Repair	883.35	
Total Republic Services Inc.				1,216.75	1,105.36

Georgetown-Scott County Parks and Recreation Early Bills Detail Report

As of January 10, 2023

	Date	Memo	Account	Debit	Credit
Tractor Supply Company					
	12/31/2022		2000 · Accounts Payable		30.98
	12/31/2022	Trailer Light Wire	4690 · Equipment Maintenance and Parts	30.98	
Total Tractor Supply Company				30.98	30.98
Verizon Wireless					
	12/31/2022		2000 · Accounts Payable		971.70
	12/31/2022	Facility Maintenance Cell Phones	4750 · Cell phones	197.32	
	12/31/2022	Pavilion Mgr. Cell Phone	4750 · Cell phones	49.33	
	12/31/2022	Ed Davis Mgr. Cell Phone	4750 · Cell phones	49.33	
	12/31/2022	Administration Dept. Cell Phones	4750 · Cell phones	281.08	
	12/31/2022	Outdoor Maintenance Cell Phones	4750 · Cell phones	295.98	
	12/31/2022	Aquatics Dept. Cell Phones	4750 · Cell phones	98.66	
Total Verizon Wireless				971.70	971.70
Wal-Mart					
	12/31/2022		2000 · Accounts Payable		915.11
	12/31/2022	Storage Supplies/ Latch Boxes & Binders	4270 · Office Supplies and Equipment	81.15	
	12/31/2022	Christmas Float Supplies,Paint,Lights, Etc.	6850 New Prog/Sp Events Supplies	235.32	
	12/31/2022	Supplies for Operations Master Plan Mtg.	6880 · Miscellaneous	49.27	
	12/31/2022	Basketball Nets for Gymnasium	8102 Pavilion - Gymnasium Supplies	29.82	
	12/31/2022	Supplies for Breakfast w/ Santa, Baking w/ Claus,Etc.	9400 ED-Prog., Event, Supplies&Equip	519.55	
Total Wal-Mart				915.11	915.11
TOTALS:				25,069.52	24,958.13

**Georgetown-Scott County Parks and Recreation
Unpaid Bills Detail Report
As of January 17, 2023**

	Date	Memo	Account	Debit	Credit
1 Better, LLC					
	12/31/2022		2000 · Accounts Payable		266.51
	12/31/2022	January Movie Screen Advertising G-Town Theaters	4300 · Advertising, Print., Marketing	266.51	
Total 1 Better, LLC				266.51	266.51
American Red Cross					
	12/31/2022		2000 · Accounts Payable		544.00
	12/31/2022	Qty: 34 Bloodborne Pathogens Staff Classes 12/13/2022	4360 · Continuing Education	544.00	
	12/31/2022		2000 · Accounts Payable		704.00
	12/31/2022	44 Bloodborne Pathogens Associate Training Classes	4360 · Continuing Education	704.00	
	12/31/2022		2000 · Accounts Payable		205.00
Total American Red Cross	12/31/2022	Qty:5 Lifeguard Blended Learning Classes	8094 · Pavilion - Aquatics Supplies	205.00	
				1,453.00	1,453.00
Bluegrass Business Health					
	12/31/2022		2000 · Accounts Payable		175.00
	12/31/2022	5 New Hire Drug Screenings	4130 · Drug Testing	175.00	
Total Bluegrass Business Health				175.00	175.00
Bluegrass Cycling Club					
	12/31/2022		2000 · Accounts Payable		25.00
	12/31/2022	Fee for Annual Banquet	6880 · Miscellaneous	25.00	
Total Bluegrass Cycling Club				25.00	25.00
Brentntag Mid-South, Inc.					
	12/31/2022		2000 · Accounts Payable		1,065.85
	12/31/2022	9 Units Hydrochloric Acid & 20 Units Sodium Bicarbonate	8094 · Pavilion - Aquatics Supplies	1,065.85	
Total Brentntag Mid-South, Inc.				1,065.85	1,065.85

Georgetown-Scott County Parks and Recreation Unpaid Bills Detail Report As of January 17, 2023

	Date	Memo	Account	Debit	Credit
Charter Communications					
	12/30/2022		2000 · Accounts Payable		1,200.00
	12/30/2022	Cable & Internet for Pavilion	8074 · Pavilion - Supp., Serv., Repair	527.85	
	12/30/2022	Cable & Internet for Ed Davis	9315 · ED Internet Service/Cable	262.20	
	12/30/2022	Cable/Internet for Concession Bldg.	4600 · Scott County Park	129.99	
	12/30/2022	Cable & Internet for SFAC	5060 · SFAC Center Phone	139.98	
	12/30/2022	Cable & Internet for Outdoor Main. Bldg.	4810 · Supplies	139.98	
Total Charter Communications				1,200.00	1,200.00
Comfort & Process Solutions					
	12/31/2022		2000 · Accounts Payable		354.32
	12/31/2022	Concession Bldg. HVAC Repairs	8074 · Pavilion - Supp., Serv., Repair	354.32	
Total Comfort & Process Solutions				354.32	354.32
Cooper Wholesale Inc.					
	12/31/2022		2000 · Accounts Payable		682.69
	12/31/2022	Vinyl Gloves, Trash Bags, Toilet Paper, Etc.	8074 · Pavilion - Supp., Serv., Repair	682.69	
	12/31/2022		2000 · Accounts Payable		284.00
	12/31/2022	Qty: 8 Coreless Toilet Paper Packs	8074 · Pavilion - Supp., Serv., Repair	284.00	
	01/12/2023		2000 · Accounts Payable		595.08
	01/12/2023	TP, Degreaser, Sof Cling, Paper Towels, Etc.	8074 · Pavilion - Supp., Serv., Repair	595.08	
Total Cooper Wholesale Inc.				1,561.77	1,561.77
Crown Trophy					
	12/31/2022		2000 · Accounts Payable		9.35
	12/31/2022	Name Plate For Ben Willis Board Member	4270 · Office Supplies and Equipment	9.35	
Total Crown Trophy				9.35	9.35
D-C Elevator Company, Inc.					
	12/31/2022		2000 · Accounts Payable		110.77
	12/31/2022	Jan Monthly Examination/Lubrication of Elevator	8074 · Pavilion - Supp., Serv., Repair	110.77	
Total D-C Elevator Company, Inc.				110.77	110.77

**Georgetown-Scott County Parks and Recreation
Unpaid Bills Detail Report
As of January 17, 2023**

	Date	Memo	Account	Debit	Credit
ELIFEGUARD, INC.					
	12/31/2022		2000 · Accounts Payable		761.12
	12/31/2022	Lifeguard Chair Replacement & Shipping	8094 · Pavilion - Aquatics Supplies	761.12	
Total ELIFEGUARD, INC.				761.12	761.12
Georgetown Tire LLC					
	12/31/2022		2000 · Accounts Payable		254.38
	12/31/2022	Qty:2 Tires for Unit #6	4660 · Vehicle Maintenance and Parts	254.38	
Total Georgetown Tire LLC				254.38	254.38
Global Supply & Floor Equipment					
	12/31/2022		2000 · Accounts Payable		592.00
	12/31/2022	8 Cases of Copy Paper	4270 · Office Supplies and Equipment	592.00	
	12/31/2022		2000 · Accounts Payable		357.00
	12/31/2022	Toilet Paper, Trash Bags & Paper Towels	4810 · Supplies	357.00	
Total Global Supply & Floor Equipment				949.00	949.00
Great Crossing High School					
	01/09/2023	Attention: Hancock	2000 · Accounts Payable		18.00
	01/09/2023	Pavilion Poster for Advertisement	4300 · Advertising, Print., Marketing	18.00	
Total Great Crossing High School				18.00	18.00
Grogan's					
	12/31/2022		2000 · Accounts Payable		625.20
	12/31/2022	First Aid Supplies for Aquatics/Pavilion	8094 · Pavilion - Aquatics Supplies	625.20	
Total Grogan's				625.20	625.20
Hillyard					
	12/31/2022		2000 · Accounts Payable		301.14
	12/31/2022	Case of Top Clean & Disinfectant Cleaner	8074 · Pavilion - Supp., Serv., Repair	301.14	
Total Hillyard				301.14	301.14

Georgetown-Scott County Parks and Recreation Unpaid Bills Detail Report As of January 17, 2023

	Date	Memo	Account	Debit	Credit
Kentucky Motor of Gtwn	12/31/2022		2000 · Accounts Payable		422.36
	12/31/2022	Unit #6 Service and Brakes	4660 · Vehicle Maintenance and Parts	422.36	
	12/31/2022		2000 · Accounts Payable		84.69
	12/31/2022	Unit #7 Oxygen Sensor & Ignition Coil	4660 · Vehicle Maintenance and Parts	84.69	
	12/31/2022		2000 · Accounts Payable		16.16
Total Kentucky Motor of Gtwn				523.21	523.21
Kentucky Portable Toilets	12/31/2022		2000 · Accounts Payable		555.00
	12/31/2022	Scott County Park	4810 · Supplies	85.00	
	12/31/2022	Great Crossing Park	4810 · Supplies	170.00	
	12/31/2022	Cardome Park	4810 · Supplies	85.00	
	12/31/2022	Oxford Park	4810 · Supplies	85.00	
Total Kentucky Portable Toilets				130.00	555.00
Kentucky Utilities Company	12/31/2022		2000 · Accounts Payable		5,808.99
	12/31/2022	NA Markham Dr.	4510 · Suffoletta Park	43.07	
	12/31/2022	Oser Landing Park	4610 · Oser Landing Park	180.81	
	12/31/2022	Horseshoe Pit	4510 · Suffoletta Park	48.59	
	12/31/2022	Louie B. Nunn Dr. Ball	4510 · Suffoletta Park	329.10	
	12/31/2022	Louie B. Nunn Dr.	4510 · Suffoletta Park	203.74	
	12/31/2022	151 Ed Davis Lane	9312 · ED - Kentucky Utilities	280.23	
	12/31/2022	Marshall Park Dr. PL	4570 · Marshall Park	640.98	
	12/31/2022	201 Airport Field 4	4570 · Marshall Park	71.61	
	12/31/2022	1220 Cincinnati Rd. Shop	4600 · Scott County Park	470.73	
	12/31/2022	Marshall Park Dr. Field #1	4570 · Marshall Park	138.04	
	12/31/2022	Airport Rd. Conc. St	4570 · Marshall Park	294.43	

Georgetown-Scott County Parks and Recreation Unpaid Bills Detail Report As of January 17, 2023

	Date	Memo	Account	Debit	Credit
	12/31/2022	1080 Cincinnati Rd. Ballfield	4600 · Scott County Park	101.47	
	12/31/2022	SFAC	5020 · SFAC Kentucky Utilities	462.95	
	12/31/2022	201 Airport Rd Conc	4570 · Marshall Park	236.40	
	12/31/2022	Batting Cage TBR SCYB	4810 · Supplies	1,457.30	
	12/31/2022	Ed Davis Park/NA Chambers Ave	4540 · Ed Davis Park	268.55	
	12/31/2022	Airport Rd Field #2	4570 · Marshall Park	123.45	
	12/31/2022	Airport Rd. Field #3	4570 · Marshall Park	55.10	
	12/31/2022	Loie B Nunn Dr Ball	4510 · Suffoletta Park	4.87	
	12/31/2022	Airport Rd Field #5	4570 · Marshall Park	244.92	
	12/31/2022	Lisle Rd Soccer Gate	4810 · Supplies	47.78	
	12/31/2022	Oxford Dr	4630 · Oxford Road Park	104.87	
Total Kentucky Utilities Company				5,808.99	5,808.99
Kytech LLC					
	01/01/2023		2000 · Accounts Payable		1,626.00
	01/01/2023	Ed Davis Camera Repairs	9320 · ED - Supplies, Serv., Repair	1,626.00	
Total Kytech LLC				1,626.00	1,626.00
Lowe's Home Centers Inc.					
	12/31/2022		2000 · Accounts Payable		683.04
	12/31/2022	Air Filters, Plumbing Fittings for Brooking Park	4810 · Supplies	121.46	
	12/31/2022	Lights for Parade Float	6850 · New Prog/Sp Events Supplies	99.05	
	12/31/2022	Air Filters, Plumbing Supplies, Salting Supplies, Etc.	8074 · Pavilion - Supp., Serv., Repair	431.57	
	12/31/2022	Air Filters	9230 · ED - Office Supplies	30.96	
Total Lowe's Home Centers Inc.				683.04	683.04
Pitney Bowes-Reserve Acct.					
	12/31/2022		2000 · Accounts Payable		300.00
	12/31/2022	Postage Meter Refill	4270 · Office Supplies and Equipment	300.00	
Total Pitney Bowes-Reserve Acct.				300.00	300.00

**Georgetown-Scott County Parks and Recreation
Unpaid Bills Detail Report
As of January 17, 2023**

	Date	Memo	Account	Debit	Credit
Pitney Bowes Global Financial Svcs, LLCL					
	12/31/2022		2000 · Accounts Payable		308.22
	12/31/2022	10/22-01/23 Postage Leasing Payment	4270 · Office Supplies and Equipment	308.22	
Total Pitney Bowes Global Financial Svcs, LLCL				308.22	308.22
Schiller Hardware					
	12/31/2022		2000 · Accounts Payable		197.06
	12/31/2022	Cut Core Keys to Facilities	8074 · Pavilion - Supp., Serv., Repair	98.53	
	12/31/2022	Cut core Keys to Facilities	9320 · ED - Supplies, Serv., Repair	98.53	
Total Schiller Hardware				197.06	197.06
SESAC					
	12/31/2022		2000 · Accounts Payable		553.00
	12/31/2022	Dance Music Performance License 2023	8085 · Pavilion - Dance/Gym Supplies	553.00	
Total SESAC				553.00	553.00
Southern States					
	12/31/2022		2000 · Accounts Payable		1,752.24
	12/31/2022	Outdoor Maintenance Vehicle Fuel	4780 · Fuel and Oil	1,126.54	
	12/31/2022	Facility Maintenance Vehicle Fuel	4780 · Fuel and Oil	625.70	
Total Southern States				1,752.24	1,752.24
Swim Pro Supply					
	12/31/2022		2000 · Accounts Payable		686.70
	12/31/2022	165 Units of C Liquid Chlorine	8094 · Pavilion - Aquatics Supplies	686.70	
Total Swim Pro Supply				686.70	686.70

**Georgetown-Scott County Parks and Recreation
Unpaid Bills Detail Report
As of January 17, 2023**

	Date	Memo	Account	Debit	Credit
Whitaker Bank, N.A.					
	12/31/2022		2000 · Accounts Payable		726.83
	12/31/2022	Zoom Annual Subscription 2023	4270 · Office Supplies and Equipment	149.90	
	12/31/2022	Facebook Marketing Push	4300 · Advertising, Print, Marketing	5.00	
	12/31/2022	Mower Repair & Service	4690 · Equipment Maintenance and Parts	571.93	
Total Whitaker Bank, N.A.				726.83	726.83
Wiseway					
	12/31/2022		2000 · Accounts Payable		74.37
	12/31/2022	Light Switches & Lamps for Concession Bldg.	4810 · Supplies	74.37	
Total Wiseway				74.37	74.37
TOTALS:				22,925.07	22,925.07

Georgetown-Scott County Parks and Recreation
Added Bills Detail Report
 As of January 17, 2023

	Date	Memo	Account	Debit	Credit
American Red Cross					
	01/01/2023		2000 · Accounts Payable		300.00
	01/01/2023	Learn To Swim Enrollment Fees 2023 Programs	8094 · Pavilion - Aquatics Supplies	300.00	
Total American Red Cross				300.00	300.00
Netgain Technologies, Inc.					
	01/01/2023		2000 · Accounts Payable		3,057.00
	01/01/2023	Annual Cisco Meraki Security, Support & License	4320 · Technology Support	3,057.00	
Total Netgain Technologies, Inc.				3,057.00	3,057.00
Swim Pro Supply					
	01/01/2023		2000 · Accounts Payable		1,823.92
	01/01/2023	C-Liquid Chlorine, C-Sequa Solution & Shipping	8094 · Pavilion - Aquatics Supplies	1,823.92	
Total Swim Pro Supply				1,823.92	1,823.92
TOTALS:				5,180.92	5,180.92

Victoria Miller

From: Kimberly Rice
Sent: Tuesday, January 17, 2023 2:38 PM
To: RONALD FLANNERY; dalestowe05; Marlin McKay; Flynt, Sharon P.; DT Wells; Bill Hamilton; Andrea Giusti; camille.overstreet; Erik Flaig
Cc: Ed Maynard; Victoria Miller
Subject: RE: Proposals for the Comprehensive Master Plan

I have reviewed the RFP's and completed a summary for your convenience.

**Comprehensive Master Plan Proposal Summary
Approved Budget for Project: \$80,000**

Brandstetter Carroll

Current local projects: Justice Building, Sheriff's Department, EMS Station, Farmer's Market Pavilion
\$90,000 – Comprehensive Master Plan
 \$35,000 - + Bike-Ped Master Plan
 \$35,000 - + Reservoir Master Plan
 \$70,000 - + Both Bike-Ped and Reservoir
\$50,000 - Bike-Ped Only
\$40,000 – Reservoir Only

Taylor, Siefker, Williams

Current local projects: Works with Bell Engineering who is currently on the Main Street project.
\$127,200 – Comprehensive Master Plan
 \$92,000 - + Bike-Ped Master Plan
 \$75,700 - + Reservoir Master Plan
 \$157,700 - + Both Bike-Ped and Reservoir
\$92,000 - Bike-Ped Only
\$75,700 – Reservoir Only

Bell Engineering

Current local projects: Main Street project
Reservoir Only: \$86,800

James Corner Field Operations

Current local projects: Works with Element Design who is currently on the Lisle Road Soccer Complex
\$750,000 – Comprehensive Master Plan
 \$1,400,000 - + Reservoir Master Plan
 \$1,600,000 - + Bike-Ped Master Plan and Reservoir
\$1,000,000 – Reservoir Only

Luckett & Farley

\$149,310 – Comprehensive Master Plan
 \$283,074 - +Bide-Ped Master Plan
 \$221,495 - +Reservoir Plan
 \$355,259 - +Bike-Ped Master Plan and Reservoir
\$133,764 – Bike-Ped Only
\$72,185 – Reservoir Only

Strand

Current local projects: First choice for Legacy Trail Extension Phase 1 Section 1
\$42,300 – Bike-Ped Only

Hitchcock Design

\$195,000 - Reservoir Only

Kimberly Rice, *BS, MS, MSW, PhD, ABD, CPRP, CPSI, AFO*
Director

Georgetown-Scott County Parks and Recreation
140 Pavilion Drive

Georgetown, KY 40324

Cell: [502-542-2731](tel:502-542-2731)

Office: [502-863-7865](tel:502-863-7865)

Fax: [502-867-3710](tel:502-867-3710)









Growing Strong Roots for a Healthy Community



The information transmitted by this email is intended only for the person or entity to which it is addressed. This email may contain proprietary, business-confidential and/or privileged material. If you are not the intended recipient of this message, be aware that any use, review, retransmission, distribution, reproduction or any action taken in reliance upon this message is strictly prohibited. If you received this in error, please contact the sender and delete the material from all computers.

From: Kimberly Rice
Sent: Tuesday, January 17, 2023 10:31 AM
To: RONALD FLANNERY <flannanron@aol.com>; dalestowe05 <dalestowe05@yahoo.com>; Marlin Mckay <marlinmckaymusic@gmail.com>; Flynt, Sharon P. <sflynt@email.uky.edu>; DT Wells <daniel.wells@scott.kyschools.us>; Bill Hamilton <bhamilton1011@gmail.com>; Andrea Giusti <adgiusti@gmail.com>; camille.overstreet <camille.overstreet@icloud.com>; Erik Flaig <flaigeman@gmail.com>
Cc: Ed Maynard <EMaynard@gscparcs.com>; Victoria Miller <vmiller@gscparcs.com>
Subject: Proposals for the Comprehensive Master Plan

Below are the links to the proposals for the Comprehensive Master Plan for approval at tonight's meeting. There is one additional proposal that came via mail and not digitally which I will have available for review prior to the meeting. I will also have copies if you would like to come early and look at them. Let me know if you have problems opening these documents. All are very large. I look forward to seeing you this evening.

-  [Brandstetter Carroll Inc RFP for Georgetown Scott Co Comprehensive Master Plan-Three Projects.pdf](#)
-  https://georgetown-ny.sharepoint.com/:b/g/personal/krice_gscparcs.com/Eg8PHI-dkFCpXIdhb7vriBozZc9DDakkcgWDV14U1z9Q?e=FJAIv2
-  https://georgetown-ny.sharepoint.com/:b/g/personal/krice_gscparcs.com/EVXUJbu9EtLpMVNtiywwWfcBtxsji34m3Mat5bXbXOu1IQ?e=WMUuMRN
-  https://georgetown-ny.sharepoint.com/:b/g/personal/krice_gscparcs.com/ETIGNBLhb1plr08raxrWJQkBE8qbHXb1FYp6N8P5jcfm7A?e=rztHVE
-  https://georgetown-ny.sharepoint.com/:b/g/personal/krice_gscparcs.com/EY1ubn4JKS9fom6DEMY5Ed8BP_0Gb1IUYYN28tsqcfVUg?e=P9unrww
-  https://georgetown-ny.sharepoint.com/:b/g/personal/krice_gscparcs.com/EW15FBZFZ0llonrrB4QA18IBAxOSA7Fc6tRedted06/triQ?e=agc6de

Kimberly Rice, MS, MSW, PhD ABD, CPRP, CPSI, APO
Director
Georgetown-Scott County Parks and Recreation
140 Pavilion Drive
Georgetown, KY 40324

Call: 502-542-2731

Hours: 9:00 AM - 3:00 PM

1001 S.W. 80th Ave



Growing Strong Roots for a Healthy Community



The information transmitted by this email is intended only for the person or entity to which it is addressed. This email may contain proprietary, business-confidential and/or privileged material. If you are not the intended recipient of this message, be aware that any use, review, retransmission, distribution, reproduction or any action taken in reliance upon this message is strictly prohibited. If you received this in error, please contact the sender and delete the material from all computers.

UPDATED: GSC Parks Board Upcoming Dates to Remember 2023

GSC Parks Board Regular Meetings *(3rd Monday of every month, 5:30pm at the Pavilion)*

Jan 17 th <i>(Special Mtg)</i>	May 15 th	Sept 18 th
February 20 st	June 19 th	Oct 16 th
March 20 st	July 17 th	Nov 20 st
April 17 th	August 21 st	Dec 18 th

GSC Parks Board Tour *(Special Meeting)*

January 28, 2022, 1:30 – 4:00, meet at the Pavilion

GSC Parks Board Member Orientation

Administrative and Finance Committee *(Treasurer [Marlin McKay] is Chair)*

January 24, 2022, 5:30, Pavilion Conference Room

Recreation and Facility Programming Committee *(Secretary [Camille Overstreet] is Chair)*

January 25, 2022, 5:30, Pavilion Conference Room

Building & Grounds/Facility Maintenance Committee *(GSC Parks Board Vice [D.T. Wells]-Chair is Chair)*

January 26, 2022, 7:00pm, Pavilion Conference Room

****Committee Meetings are scheduled as needed. No more than four board members may be present at any given committee meeting per [KRS 61.800 to 61.850](#).*

KLC City Night

February 22, 2023

KRPS Parks Board Training

March, TBD, Oldham County

KRPS Conference

November 13nd - 17th, Bowling Green, KY

****Don't forget to like, follow, and share our posts on social media for complete events and programs.*

UPDATED: GSC Parks Board Upcoming Dates to Remember 2023

GSC Parks Board Regular Meetings *(3rd Monday of every month, 5:30pm at the Pavilion)*

Jan 17 th <i>(Special Mtg)</i>	May 15 th	Sept 18 th
February 20 st	June 19 th	Oct 16 th
March 20 st	July 17 th	Nov 20 st
April 17 th	August 21 st	Dec 18 th

GSC Parks Board Tour *(Special Meeting)*

January 28, 2022, 1:30 – 4:00, meet at the Pavilion

GSC Parks Board Member Orientation

Administrative and Finance Committee *(Treasurer [Marlin McKay] is Chair)*

January 24, 2022, 5:30, Pavilion Conference Room

Recreation and Facility Programming Committee *(Secretary [Camille Overstreet] is Chair)*

January 25, 2022, 5:30, Pavilion Conference Room

Building & Grounds/Facility Maintenance Committee *(GSC Parks Board Vice [D.T. Wells]-Chair is Chair)*

January 26, 2022, 7:00pm, Pavilion Conference Room

****Committee Meetings are scheduled as needed. No more than four board members may be present at any given committee meeting per [KRS 61.800 to 61.850](#).*

KLC City Night

February 22, 2023

KRPS Parks Board Training

March, TBD, Oldham County

KRPS Conference

November 13nd - 17th, Bowling Green, KY

****Don't forget to like, follow, and share our posts on social media for complete events and programs.*

November 2022 Program Report
For December 19, 2022 GSC Parks & Recreation Board Meeting
Ednal Maynard

Pavilion Program Attendance: **2,436**
Pavilion Annual Membership: **2,614**
Pavilion Daily Passes: **2,636**
Fiscal Year To Date Attendance: **41,925**

Total Pavilion Attendance Including Programs, Passes, Non-Participants, and Rentals: 9,491

Pavilion Operations Income: **\$53,415.95**
Pavilion Expenses: **\$92,173.79**
Pavilion Recovery Rate: **58%**

Ed Davis Learning Center

EDLC Attendance Including Daily Attendance, Programs, Community Services, and Rentals: 0

***Note: Ed Davis Learning Center was closed for remodeling during the month of November.**



Pavilion Operations Revenue / Expense Report for November

Revenue	2018	2019	2020	2021	2022
20 Visit Pass	\$2,010.60	\$1,899.60	\$898.00	\$1,017.00	\$1,045.00
6 Month Pass	\$2,463.00	\$1,722.00	\$1,648.00	\$2,132.50	\$1,261.80
Annual Pass	\$31,068.32	\$59,088.29	\$17,088.98	\$17,956.89	\$20,510.45
Aquatic Programs	\$1,856.35	\$6,056.00	\$1,303.00	\$2,581.50	\$1,275.00
Camp Programs				\$1,315.00	
Child Care	\$16.00	\$8.00	\$2.00	\$22.00	\$20.00
Concessions	\$1,028.90	\$790.50	\$407.00		
Daily Pass	\$9,759.70	\$19,129.98	\$5,059.00	\$11,030.90	\$11,792.70
Deposit Fee Return	(\$585.75)	(\$420.75)			
Facility Rentals	\$2,611.00	\$5,196.00	\$269.50	\$1,485.00	\$2,560.00
Fun Express Program	\$403.75	\$562.50		\$975.00	
Gymnasium Programs	\$1,035.00	\$3,104.50	\$865.00	\$395.00	\$2,020.00
Land Programs	\$18,824.35	\$40,922.20	\$6,494.22	\$18,551.35	\$12,931.00
Miscellaneous	\$68.77	\$78.00	\$2.00	\$5.00	
Program Refunds	(\$434.31)	(\$341.90)			
Total Revenue	\$70,125.68	\$137,794.92	\$34,036.70	\$57,467.14	\$53,415.95

Expenses

	2018	2019	2020	2021	2022
Salaries	\$43,942.50	\$66,604.99	\$62,020.65	\$31,859.18	\$44,123.48
Supplies/ Equipment	\$11,481.59	\$27,445.60	\$7,369.40	\$5,481.91	\$30,627.60
Utilities	\$13,867.68	\$15,703.97	\$16,375.44	\$15,861.06	\$17,422.71
Total Expenses	\$69,291.77	\$109,754.56	\$85,765.49	\$53,202.15	\$92,173.79



5 Year Attendance Comparison for November

Attendance Type	2018	2019	2020	2021	2022
20 Visit Pass	231	200	162	201	180
20 Visit Walker Pass	236	219			
6 Month Pass	439	297	143	254	150
Annual Pass	3491	3127	1406	1582	2614
Complimentary Pass	30	61	4	20	29
Coupon Pass					
Daily Pass	1969	1916	1437	2284	2636
Observer Attendance	836	569	131	315	532
Off-Site Program Attendance	18				
Program Attendance	3551	3012	1620	2269	2436
Rental / Meeting Attendance	804	888	11	1231	914
	11605	10289	4914	8156	9491



2018 - to Date Fiscal Year Attendance Comparison

AttendanceType	2018-19	2019-20	2020-21	2021-22	2022-23
Daily Pass	34959	20418	26341	42156	14005
Complimentary Pass	564	338	249	294	152
20 Visit Pass	3145	2218	2414	2450	1215
6 Month Pass	5558	3213	2320	4018	1039
20 Visit Walker Pass	2880	1973	191	208	
Rental / Meeting Attendance	5533	5706	2401	6690	3222
Annual Pass	46454	30733	19202	25103	16800.91
Program Attendance	42868	29062	19961	25271	12406
Coupon Pass					
Off-Site Program Attendance	231	10			
Observer Attendance	7763	5031	1995	4094	2496
	149955	98702	75074	110284	51335.91

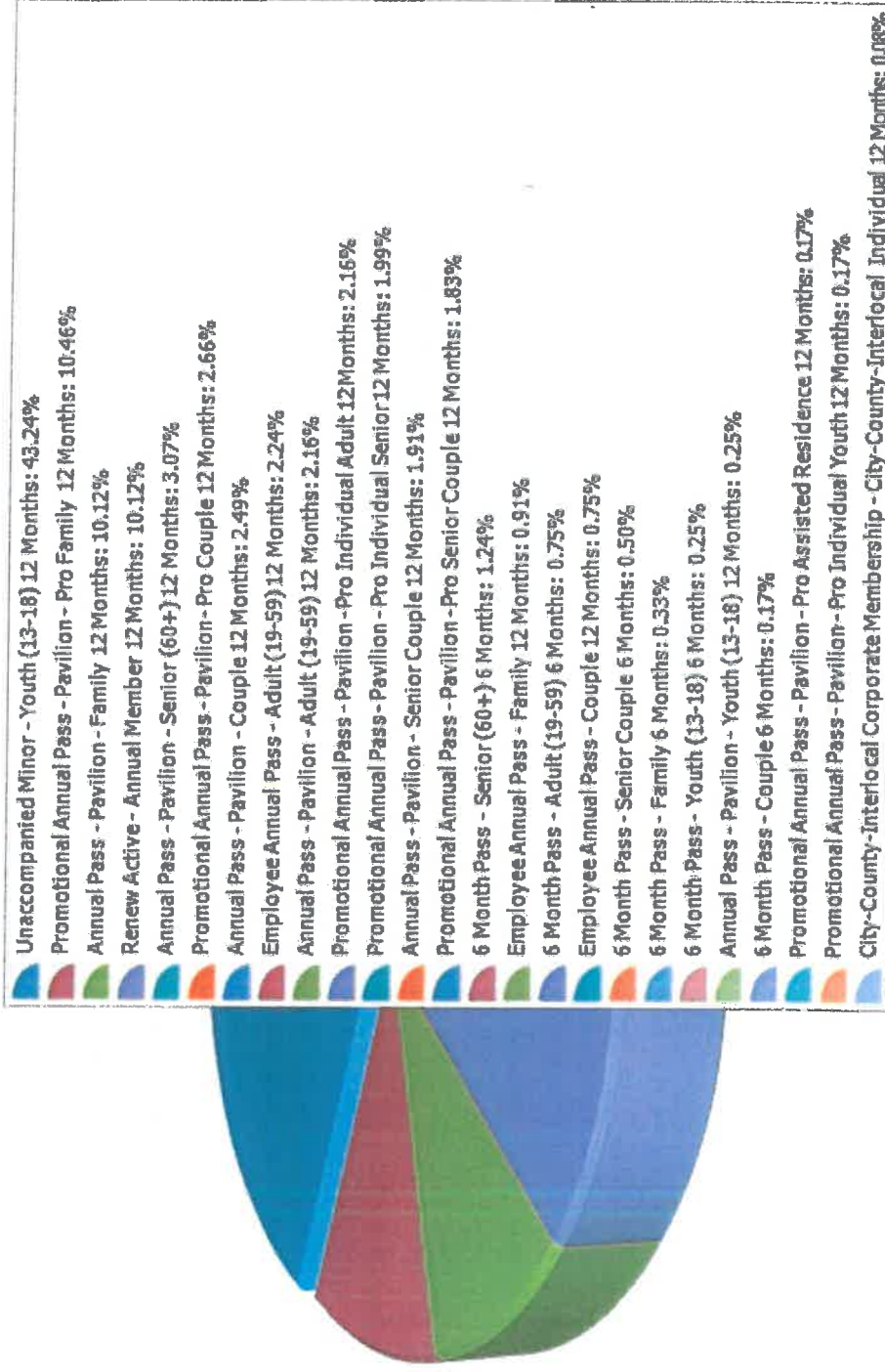


FY 2022 - 2023 Attendance

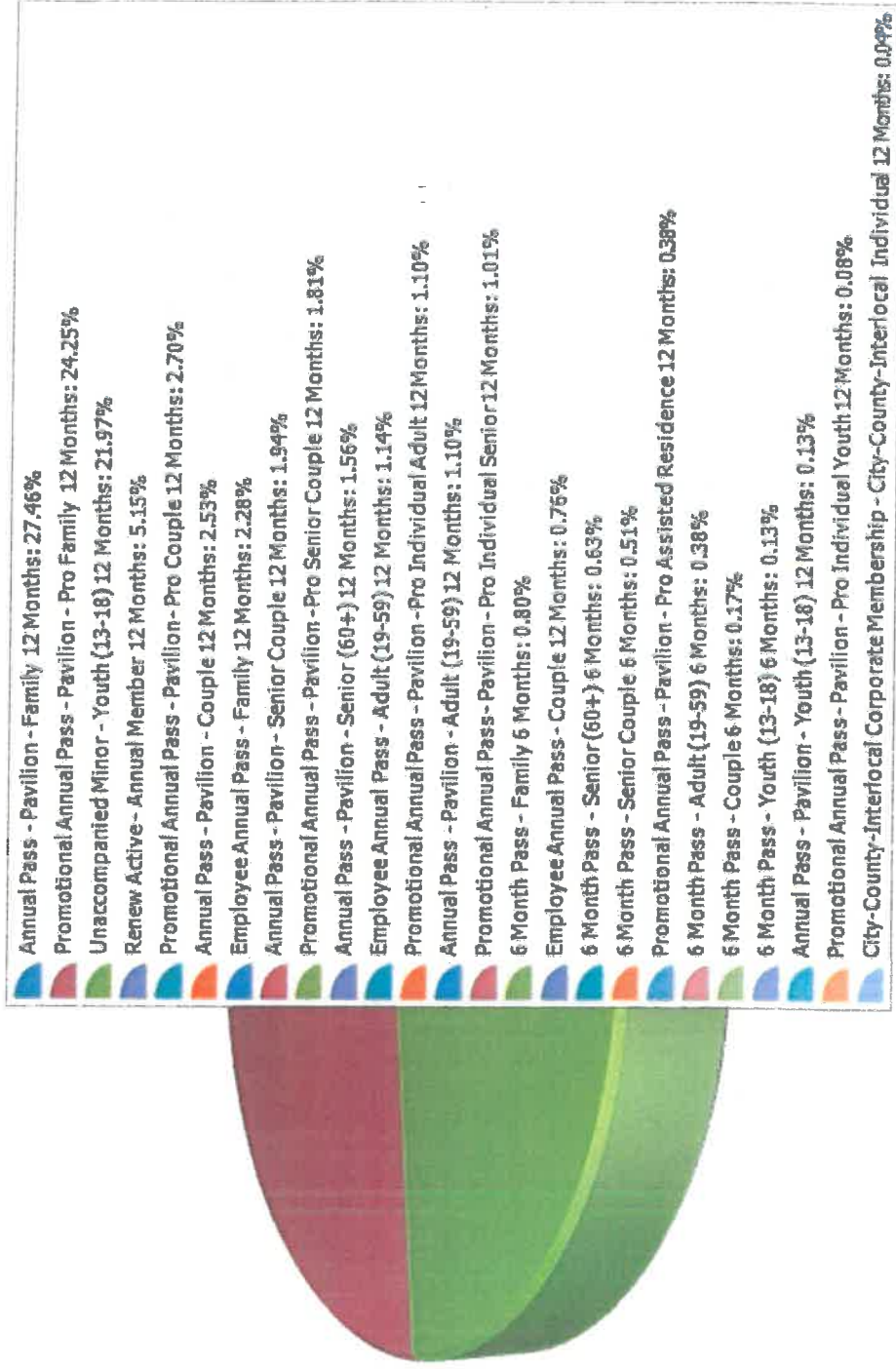
Attendance Category	Jul	Aug	Sep	Oct	Nov	Dec	Jan	Feb	Mar	Apr	May	Jun	Total Of Attendance
20 Visit Pass	138	273	225	156	180								972
6 Month Pass	169	239	166	119	150								843
Annual Pass	1425	3856	3517	2441	2614								13853
Complimentary Pass	5	39	32	17	29								122
Daily Pass	966	2605	2337	2202	2636								10746
Observer Attendance	90	462	760	460	532								2304
Program Attendance	948	2092	2696	2408	2436								10580
Rental / Meeting Attendance	19	363	465	744	914								2505

Total: 3760 9929 10198 8547 9491 41,925


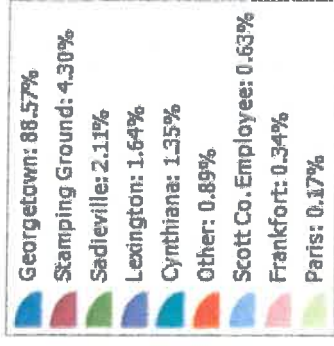
Membership Type Total # of Memberships



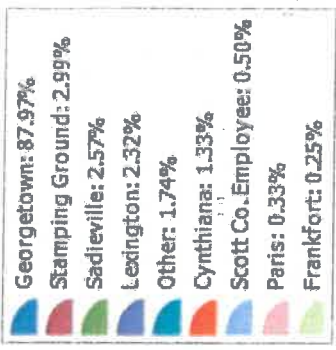

Membership Type Total # of Members




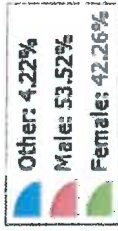
Municipality By Members



Municipality By Memberships



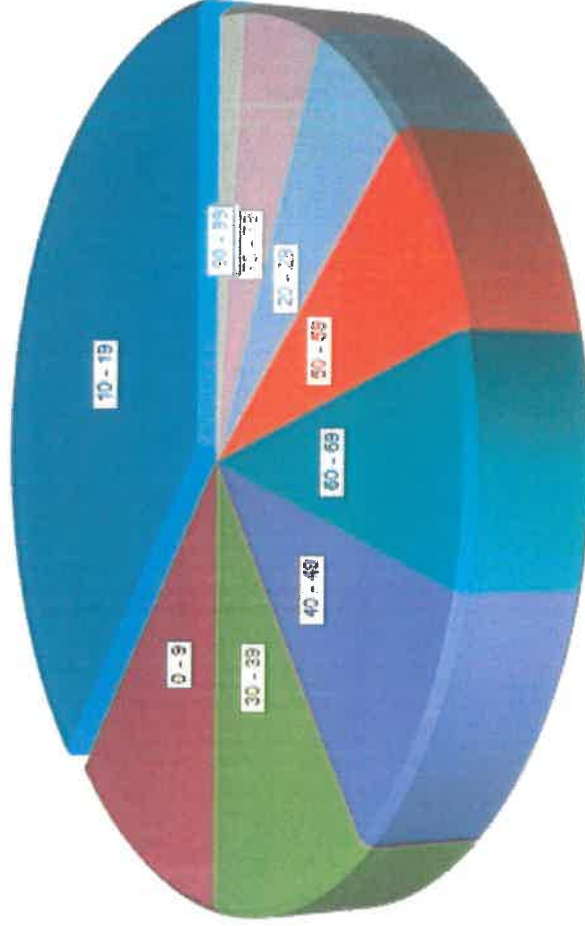

Gender



Residency



Age



December 2022 Program Report

For January 17, 2023 GSC Parks & Recreation Board Meeting

Ednal Maynard

Pavilion Operations

Pavilion Program Attendance: **1,826**

Pavilion Annual Membership: **3,082**

Pavilion Daily Passes: **3,259**

Fiscal Year To Date Attendance: **51,336**

Total Pavilion Attendance Including Programs, Passes, Non-Participants, and Rentals: **9,545**

Pavilion Operations Income: **\$75,845.20**

Pavilion Expenses: **\$69,821.03**

Pavilion Recovery Rate: **109%**

Ed Davis Learning Center

EDLC Attendance Including Daily Attendance, Programs, Community Services, and Rentals: **890**

Daily Attendance: **234**

Meetings: **7**

Rentals: **160**

Repasts: **215**

Programs

Breakfast With Santa: **60**

Brunch With The Grinch: **100**

Baking With Mrs. Clause: **24**



Pavilion Operations Revenue / Expense Report for December

Revenue	2018	2019	2020	2021	2022
20 Visit Pass	\$4,274.00	\$2,668.00	\$675.00	\$1,632.21	\$3,110.00
6 Month Pass	\$4,943.60	\$5,233.00	\$877.70	\$2,291.70	\$1,602.50
Annual Pass	\$60,489.20	\$58,877.88	\$12,055.67	\$20,127.17	\$26,148.20
Aquatic Programs	\$9,976.40	\$4,092.00	\$200.00	\$3,154.25	\$4,928.75
Child Care	\$12.00	\$20.00		\$4.00	\$20.00
Concessions	\$2,422.82	\$2,555.00	\$498.00		
Daily Pass	\$26,298.02	\$23,540.00	\$2,159.00	\$14,195.50	\$15,579.00
Deposit Fee Return	(\$612.50)	(\$699.25)			
Facility Rentals	\$3,542.98	\$2,559.76	(\$181.50)	\$526.25	\$1,948.50
Fun Express Program	\$2,770.00	\$1,860.00		\$250.00	\$0.00
Gymnasium Programs	\$2,793.00	\$3,587.00		\$2,537.50	\$1,445.00
Land Programs	\$16,308.00	\$10,505.60	\$4,897.60	\$7,925.25	\$20,929.25
Miscellaneous	\$130.00	\$271.00		\$120.00	\$134.00
Program Refunds	(\$65.62)	(\$676.80)			
Total Revenue	\$133,281.90	\$114,393.19	\$21,181.47	\$52,763.83	\$75,845.20

Expenses

	2018	2019	2020	2021	2022
Miscellaneous	\$123.20	\$28.44			\$576.82
Salaries	\$58,834.91	\$37,996.08	\$33,015.97	\$12,137.24	\$42,781.62
Supplies/ Equipment	\$14,844.45	\$15,225.55	\$24,825.90	\$3,438.43	\$8,702.53
Utilities	\$17,065.48	\$17,178.07	\$16,657.90	\$17,711.95	\$17,760.06
Total Expenses	\$90,868.04	\$70,428.14	\$74,499.77	\$33,287.62	\$69,821.03



5 Year Attendance Comparison for December

Attendance Type	2018	2019	2020	2021	2022
20 Visit Pass	235	208	171	193	243
20 Visit Walker Pass	234	234	56	82	
6 Month Pass	393	340	163	275	196
Annual Pass	3539	3113	1128	2000	3082
Complimentary Pass	57	50	7	22	30
Daily Pass	2629	2330	534	3236	3259
Observer Attendance	337	213	23	129	192
Off-Site Program Attendance	57				
Program Attendance	2550	2350	718	2198	1826
Rental / Meeting Attendance	499	711	136	611	717
	10530	9549	2936	8746	9545



2018 - to Date Fiscal Year Attendance Comparison

AttendanceType	2018-19	2019-20	2020-21	2021-22	2022-23
Daily Pass	34959	20418	26341	42156	14005
Complimentary Pass	564	338	249	294	152
20 Visit Pass	3145	2218	2414	2450	1215
6 Month Pass	5558	3213	2320	4018	1039
20 Visit Walker Pass	2880	1973	191	208	
Rental / Meeting Attendance	5533	5706	2401	6690	3222
Annual Pass	46454	30733	19202	25103	16800.91
Program Attendance	42868	29062	19961	25271	12406
Coupon Pass					
Off-Site Program Attendance	231	10			
Observer Attendance	7763	5031	1995	4094	2496
	149955	98702	75074	110284	51335.91



FY 2022 - 2023 Attendance

Attendance Category	Jul	Aug	Sep	Oct	Nov	Dec	Jan	Feb	Mar	Apr	May	Jun	Total Of Attendance
20 Visit Pass	138	273	225	156	180	243							1215
6 Month Pass	169	239	166	119	150	196							1039
Annual Pass	1425	3856	3517	2441	2614	#####							16800.91
Complimentary Pass	5	39	32	17	29	30							152
Daily Pass	966	2605	2337	2202	2636	3259							14005
Observer Attendance	90	462	760	460	532	192							2496
Program Attendance	948	2092	2696	2408	2436	1826							12406
Rental / Meeting Attendance	19	363	465	744	914	717							3222

Total: 3760 9929 10198 8547 9491 9411 51,336



FY 2022 - 2023 Attendance

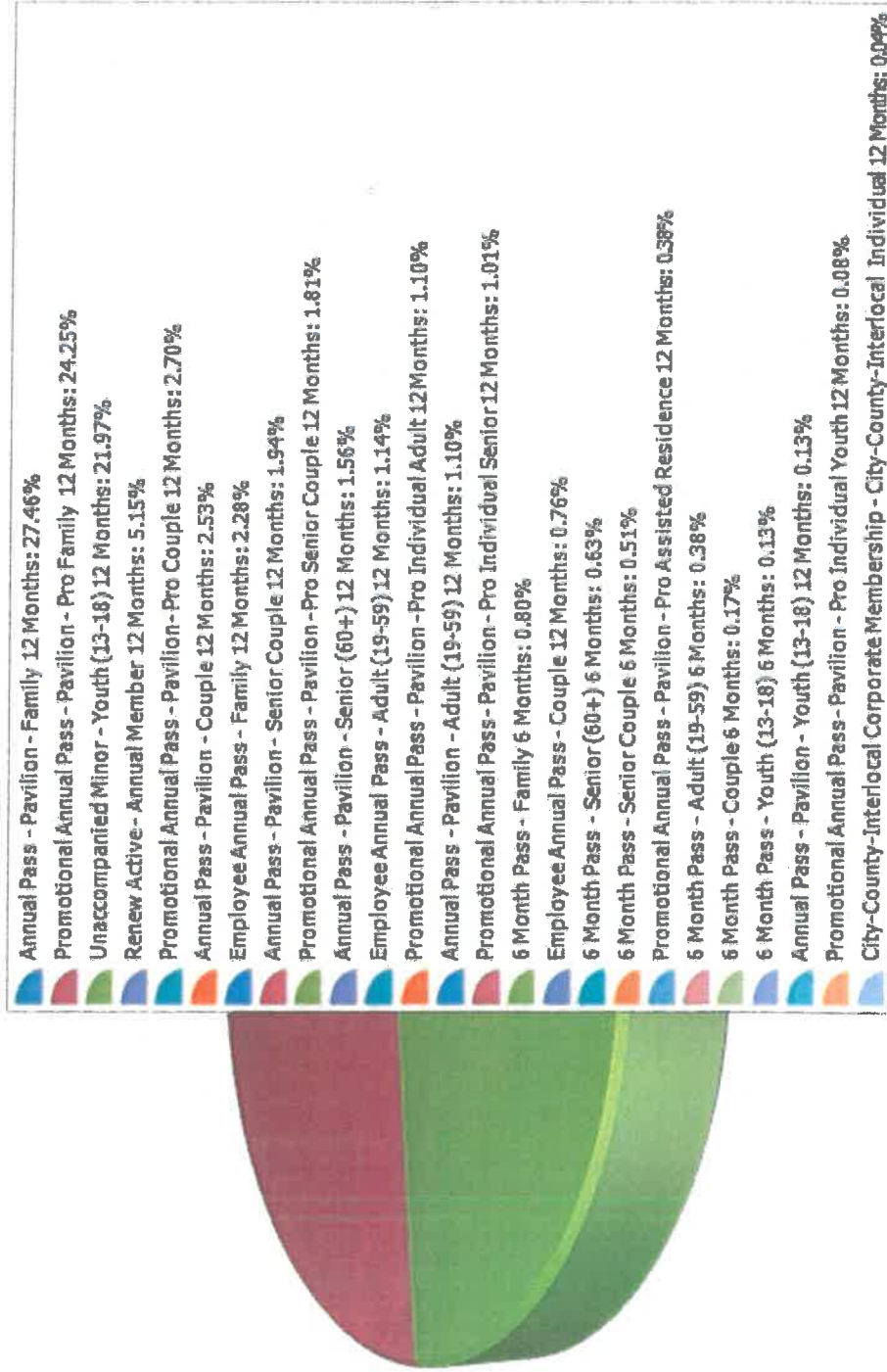
Attendance Category	Jul	Aug	Sep	Oct	Nov	Dec	Jan	Feb	Mar	Apr	May	Jun	Total Of Attendance
20 Visit Pass	138	273	225	156	180	243							1215
6 Month Pass	169	239	166	119	150	196							1039
Annual Pass	1425	3856	3517	2441	2614	#####							16800.91
Complimentary Pass	5	39	32	17	29	30							152
Daily Pass	966	2605	2337	2202	2636	3259							14005.1
Observer Attendance	90	462	760	460	532	192							2496
Program Attendance	948	2092	2696	2408	2436	1826							12406
Rental / Meeting Attendance	19	363	465	744	914	717							3222

Total: 3760 9929 10198 8547 9491 9411 51,336


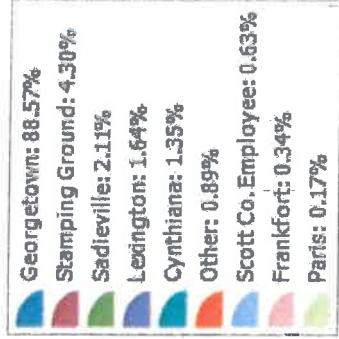
Membership Type Total # of Memberships




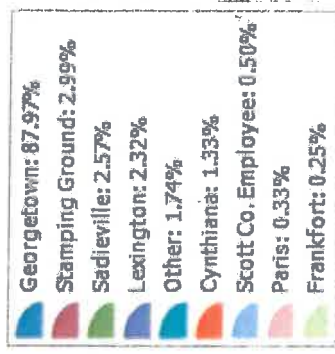
Membership Type Total # of Members



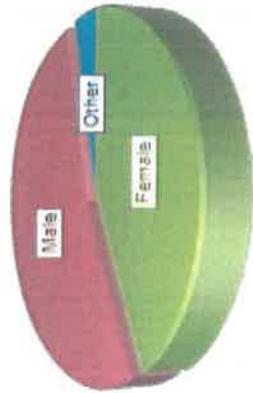

Municipality By Members



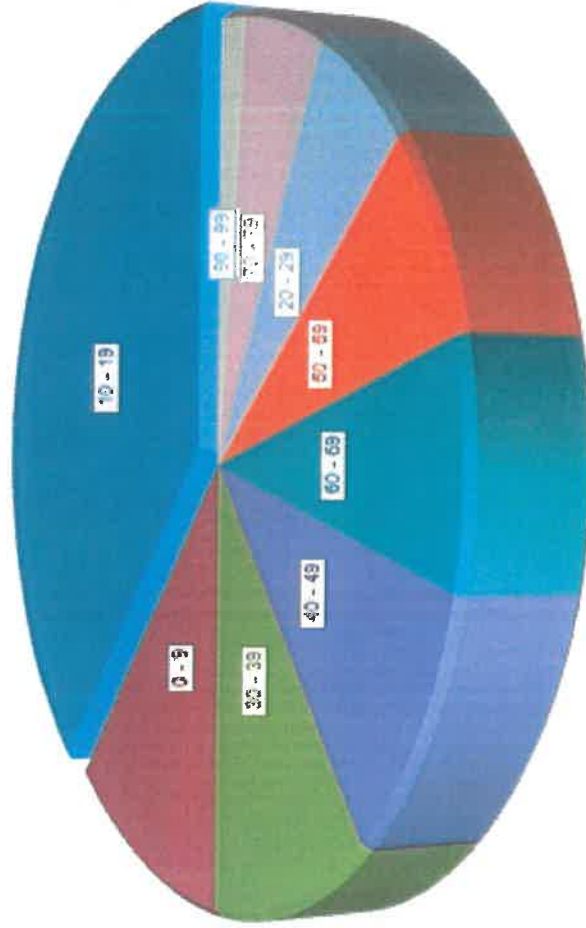

Municipality By Memberships



Gender



Age



Residency

