



Phone: (502) 863-7865

Fax: (502) 867-3710

November 18, 2022

Dear Board Member,

The monthly meeting of the Georgetown-Scott County Parks and Recreation Board will be held on November 21, 2022, at 5:30 pm at the Pavilion, 140 Pavilion Drive Georgetown KY.

Several important topics will be discussed. Your presence will be greatly appreciated.

Sincerely,

**Vicki Miller
Office Manager**



Phone: (502) 863-7865

Fax: (502) 867-3710

Board Meeting

AGENDA

November 21, 2022

The monthly meeting of the Georgetown-Scott County Parks and Recreation Board will be held on November 21, 2022, at 5:30 pm at the Pavilion, 140 Pavilion Drive, Georgetown KY.

- 1) Call to Order and Roll Call;
- 2) Approval of Agenda;
- 3) Public Comments;
- 4) Consent Agenda;
 1. Approval of the minutes for October 17, 2022, Board Meeting
 2. Bills for Approval
- 5) Staff Reports;
 1. Bookkeepers Report – Vicki Miller
 2. Assistant Directors Report – Ed Maynard
 3. Facilities Maintenance – Mike Short
 4. Outdoor Maintenance – Larry Brandenburg
 5. Directors Report- Kim Rice
- 6) Old Business;
 1. Concrete Slab for Cricket- Kim Rice
- 7) New Business;
 1. Show Rabbits- Onedia Lambert
 2. Special Request Boy Scouts-Bryan Parker
 3. Refund Policy Update- Kim Rice
 4. Operations Masterplan Nov. 29th 6:00pm
 5. Executive Session KRS 61.810(1)(f)
 6. Executive Session KRS 61.810(1)(c)
- 8) Board Members Comments;
- 9) Adjournment

Georgetown Scott County Parks and Recreation Board

Minutes

October 17, 2022

- 1) Call to Order and Roll Call; Ron Flannery called the October 17, 2022, meeting of the Parks and Recreation Board to order. Board Members Present were Bill Hamilton, Andrea Giusti, Dale Stowe, Erik Flaig, Marlin McKay, and DT Wells. Others present Ed Maynard, Tina Lilly, Bryan Parker, Autumn Barnett, Michael Woolums, and Vicki Miller, Mike Short, Helen Tobin, Courtlyn Ledesma, and Ben Willis, Hitesh Bhaesar, and Bijal Patel, Brian McFarland, Capella McFarland, Bailey McFarland, Holly Parker, Dustin Harris, Zoe Harris, Alliyah Harris, Auri, Rebecca Marcinko, Stacy Kuhn, Karl Kuhn.
- 2) Approval of Agenda; Amended the agenda to remove the show rabbits and add the softball club in their place. Erik Flaig made a motion to approve the agenda seconded by Dale Stowe. The motion carried unanimously.
- 3) Public Comments; NA
- 4) Consent Agenda items;
 1. Approval of the September 19, 2022, board minutes. Erik Flaig made a motion to approve the minutes from September 19, 2022, seconded by Dale Stowe. The motion carried unanimously.
 2. Bills for Approval. Erik Flaig made a motion to approve the bills seconded by Dale Stowe. The motion carried unanimously.
- 5) Staff Reports;
 1. Bookkeepers Report – Vicki Miller reported that the balance on hand is \$1,154,243.51 The balance on hand this date last year was \$1,144,910.39. A financial report was also provided.
 2. Facilities Report – Ed Maynard informed the board that the total Pavilion attendance for September was 10198, Ed Davis attendance for September was 973, and Suffoletta attendance for Paws in the Pool event was 112 dogs and 201 people.
 3. Facilities Maintenance – Mike Short reported to the board that they were getting the stuff ready to winterize the outdoor pool. And that the painting would be done first of spring and has a meeting with a lady about the blasting that will be happening at the new Aldi's location.
 4. Outdoor Maintenance – Michael Woolums informed the board that mowing has slowed down a lot and been spending time trimming trees. Michael Woolums talked to a flooring business about the pitching carpet for the cricket field. Michael Woolums also let the board know that they are getting quotes for bathrooms at Royal Spring Park.
 5. Directors Report- Ed Maynard presented a quote from Netgain to upgrade our wireless internet in the Pavilion for \$14,970.00 which includes all the installation and hardware. Erik Flaig made a motion to adopt the quote from Netgain for \$14,970.00 to fix the wireless connection for the Pavilion seconded by Dale Stowe. The motion carried unanimously.
- 6) Old Business;
 1. Cricket Field Program- Hitesh Sheth came back to the board meeting with a signed copy of the Organizational Sports Agreement for Georgetown Cricket Club LLC but did not have his determination letter from the state. Ron Flannery

presented a bid for the concrete slab at Scott Co Park for the cricket program from Mark Smith for \$7,000.00 for 90X12 cricket pad. We also had bid from Hubbard for \$9,180.00. Erik Flaig made a motion to go with the lower bid of \$7,000.00 from Mark Smith seconded by DT Wells. The motion carried unanimously.

7) New Business;

1. Scott Co Horseshoe Club- No Show
2. Softball Club- Amethyst Tyler brought a packet for the board on the issues that are to be discussed. Brian McFarland addressed the board about constant behavior issues with the Challengers team over the past few years. Sept. 29 during a game with the Challengers team were barking and cussing at our players and coaches. Parents submitted grievances at the board meeting on Oct 10th to express those grievances. Several parents attended and the Challengers were informed of the grievances and showed up to the board meeting which turned into more bashing of coaches instead of the help they were seeking. The decision was made to not let the Braves and the Challengers play on Oct 16th which is just avoiding the issue and not solving anything. After a lot of discussion, the board recommended that Erik Flaig and the coaches and president of softball club board go to another area and start their meeting to resolve this issue so the girls would be able to play the upcoming weekend.
3. City, County, Interlocal Memberships- Ed Maynard asked the board to allow a special price for our city, county and interlocal employees. The city currently reimburses their employee's \$10 a month if they have a gym membership but the county does not currently. ED proposed a membership for \$120 a year (\$10 a month) to our interlocal employees with the option to pay the difference to have a family for \$220 a year or a couple for \$170 per year. Dt Wells made a motion to approve the requested rates for the city, county employees seconded by Andrea Giusti. The motion carried unanimously.
4. 3rd Quarter Marketing Report- Courtlyn Ledesma informed the board that our Facebook reach has increased since last quarter and she is sending out email blast to increase participation. Friends of the Parks is planning a Christmas Murder Mystery with the help of Katie Posey to raise money.

8) Board Member Comments;

- 9) Adjournment – Marlin McKay made a motion to adjourn seconded by Dale Stowe.
The motion carried unanimously.

9) Resolutions

Res#22-018-Approved quote from Netgain for wireless internet upgrade.

Res#22-019-Approved the concrete work the cricket field from Mark Smith for \$7000.00

Res#22-020-Approved the new membership rates for interlocal employees.

Paid Bills Detail Report

As of November 10, 2022

	Date	Memo	Account	Debit	Credit
Amazon					
	10/31/2022		2000 · Accounts Payable		3,353.97
	10/31/2022	GASB Finance Books, Phone Cases, Office Supplies	4270 · Office Supplies and Equipment	123.98	
	10/31/2022	Stretch Spider Webb/Falloween Supplies	6850 · New Prog/Sp Events Supplies	5.50	
	10/31/2022	OSHA PPE, Lysol, Microban & Film for Gym Doors	8074 · Pavilion - Supp., Serv., Repair	512.09	
	10/31/2022	Life Guard Suits/Trunks	8094 · Pavilion - Aquatics Supplies	1,024.74	
	10/31/2022	Pavilion Walkie Talks	8076 · Pavilion - Equipment	49.99	
	10/31/2022	ED Chrome Charging Cart	9330 · ED - Equipment	599.99	
	10/31/2022	UV Paint for Falloween Event	9400 · ED-Prog., Event, Supplies&Equip	109.95	
	10/31/2022	Supplies for Family Tennis Clinic/Bingo	8089 · Pavilion - Special Events Suppl	876.57	
	10/31/2022	Sept. HS Naturalist Program Supplies	8020 · Pavilion Gymnasium Programs	51.16	
Total Amazon				3,353.97	3,353.97
American Business Systems Inc.					
	10/31/2022		2000 · Accounts Payable		620.44
	10/31/2022	Pavilion Monthly Copier Usage	4270 · Office Supplies and Equipment	540.00	
	10/31/2022	Ed Davis Monthly Copier Usage	9230 · ED - Office Supplies	80.44	
Total American Business Systems Inc.				620.44	620.44
Columbia Gas of Kentucky					
	10/31/2022		2000 · Accounts Payable		149.21
	10/31/2022	146 Ed Davis Ln. Gas Bill	9311 · ED - Columbia Gas	149.21	
	10/31/2022		2000 · Accounts Payable		229.90
	10/31/2022	1240 Cincinnati Rd. Gas Bill	4600 · Scott County Park	229.90	
	10/31/2022		2000 · Accounts Payable		3,352.88
	10/31/2022	140 Pavilion Way Gas Bill	8066 · Pavilion - Columbia Gas	3,352.88	
Total Columbia Gas of Kentucky				3,731.99	3,731.99

Paid Bills Detail Report

As of November 10, 2022

	Date	Memo	Account	Debit	Credit
Crown Trophy					
	10/31/2022		2000 · Accounts Payable		28.50
	10/31/2022	Name Badges for Amanda Brock (July)	4270 · Office Supplies and Equipment	28.50	
Total Crown Trophy				28.50	28.50
Fuelman					
	10/31/2022		2000 · Accounts Payable		136.83
	10/31/2022	Fuel for Pressure Washer	4780 · Fuel and Oil	38.90	
	10/31/2022	Fuel for Parks Vehicles	4780 · Fuel and Oil	97.93	
Total Fuelman				136.83	136.83
Georgetown Municipal Water					
	10/31/2022		2000 · Accounts Payable		1,605.87
	10/31/2022	200 Jacobs Dr./SFAC	5050 · SFAC Georgetown Water	1,605.87	
	10/31/2022		2000 · Accounts Payable		27.94
	10/31/2022	162-165 Scroggins Dr./Batting Cage	4510 · Suffolketa Park	27.94	
	10/31/2022		2000 · Accounts Payable		22.73
	10/31/2022	Louie B Nunn Dr./Field #1	4510 · Suffolketa Park	22.73	
	10/31/2022		2000 · Accounts Payable		14.72
	10/31/2022	162-165 Scroggins Dr./Fields #2 & #4	4510 · Suffolketa Park	14.72	
	10/31/2022		2000 · Accounts Payable		14.72
	10/31/2022	Louie B Nunn Dr./Field #3	4510 · Suffolketa Park	14.72	
	10/31/2022		2000 · Accounts Payable		26.31
	10/31/2022	162-165 Scroggins DR./Picnic Shelter	4510 · Suffolketa Park	26.31	
	10/31/2022		2000 · Accounts Payable		26.31
	10/31/2022	Louie B Nunn Dr./Concession Stand	4510 · Suffolketa Park	26.31	
	10/31/2022		2000 · Accounts Payable		13.90
	10/31/2022	Horseshoe Pit	4510 · Suffolketa Park	13.90	

Paid Bills Detail Report

As of November 10, 2022

	Date	Memo	Account	Debit	Credit
	10/31/2022		2000 · Accounts Payable		14.72
	10/31/2022	Royal Spring Park	4650 · Royal Spring Park	14.72	
	10/31/2022		2000 · Accounts Payable		14.79
	10/31/2022	S. Water Street Park	4650 · Royal Spring Park	14.79	
	10/31/2022		2000 · Accounts Payable		195.79
	10/31/2022	1260 Cincinnati Pk.	4600 · Scott County Park	195.79	
	10/31/2022		2000 · Accounts Payable		26.31
	10/31/2022	1240 Cincinnati Pk.	4600 · Scott County Park	26.31	
	10/31/2022		2000 · Accounts Payable		14.72
	10/31/2022	0 Long Lick Entrance	4600 · Scott County Park	14.72	
	10/31/2022		2000 · Accounts Payable		130.82
	10/31/2022	140 Pavilion Dr./Upstairs/Skatepark	8070 · Pavilion - Georgetown Water	130.82	
	10/31/2022		2000 · Accounts Payable		3,564.37
	10/31/2022	140 Pavilion Dr.	8070 · Pavilion - Georgetown Water	3,564.37	
	10/31/2022		2000 · Accounts Payable		49.37
	10/31/2022	Marshall Park Dr.	4570 · Marshall Park	49.37	
	10/31/2022		2000 · Accounts Payable		801.14
	10/31/2022	200 Jacobs Dr. Parks & Rec	4570 · Marshall Park	801.14	
	10/31/2022		2000 · Accounts Payable		118.29
	10/31/2022	151 Ed Davis Lane	9313 · ED - Georgetown Water	118.29	
	10/31/2022		2000 · Accounts Payable		22.72
	10/31/2022	145 Ed Davis Lane	4540 · Ed Davis Park	22.72	
	10/31/2022		2000 · Accounts Payable		13.89
	10/31/2022	Scott County Park	4600 · Scott County Park	13.89	
Total Georgetown Municipal Water				6,719.43	6,719.43
John Deere Financial					
	10/31/2022		2000 · Accounts Payable		436.50
	10/31/2022	Pumpkins for Aquatic Ghouls & Goblins Event	8089 · Pavilion - Special Events Suppl	436.50	
Total John Deere Financial				436.50	436.50

Paid Bills Detail Report

As of November 10, 2022

	Date	Memo	Account	Debit	Credit
Kremer Wholesale, Inc.					
	10/31/2022		2000 · Accounts Payable		129.90
	10/31/2022	Supplies for Ghouls/Goblins Event	8089 · Pavilion - Special Events Suppl	129.90	
Total Kremer Wholesale, Inc.				129.90	129.90
Nextiva Inc.					
	10/31/2022		2000 · Accounts Payable		930.21
	10/31/2022	Parks/Pavilion Office Phones	4240 · Office Phone	600.00	
	10/31/2022	SFAC Office Phones	5060 · SFAC Center Phone	201.57	
	10/31/2022	EDLC Office Phones	9310 · ED - Telephone	64.32	
	10/31/2022	Outdoor Main Bldg. Office Phones	4600 · Scott County Park	64.32	
Total Nextiva Inc.				930.21	930.21
Republic Services Inc.					
	10/31/2022		2000 · Accounts Payable		1,318.42
	10/31/2022	Oct. Monthly Trash Removal	8074 · Pavilion - Supp., Serv., Repair	1,318.42	
Total Republic Services Inc.				1,318.42	1,318.42
Tractor Supply Company					
	10/31/2022		2000 · Accounts Payable		138.27
	10/31/2022	DEF Fluid/Hydraulic Fluid	4690 · Equipment Maintenance and Parts	46.98	
	10/31/2022	Cable Clamps, Pliers, Rings & Buckles for Sutton Fld.	4810 · Supplies	91.29	
Total Tractor Supply Company				138.27	138.27
Verizon Wireless					
	10/31/2022		2000 · Accounts Payable		940.31
	10/31/2022	Salary/Full-time Staff Cell Phones	4750 · Cell phones	940.31	
Total Verizon Wireless				940.31	940.31

Paid Bills Detail Report

As of November 10, 2022

	Date	Memo	Account	Debit	Credit
Wal-Mart					
	10/31/2022		2000 · Accounts Payable		1,097.01
	10/31/2022	Water & Pavilion Storage Supplies	4270 · Office Supplies and Equipment	92.92	
	10/31/2022	Cleaning/Shop Supplies	4810 · Supplies	386.03	
	10/31/2022	Falloween Event Supplies	6850 · New Prog/Sp Events Supplies	16.76	
	10/31/2022	Drinks for Board Meeting	6880 · Miscellaneous	11.94	
	10/31/2022	Senior Bingo Supplies	8028 · Pavilion - Special Events	96.64	
	10/31/2022	Pavilion Cleaning Supplies	8074 · Pavilion - Supp., Serv., Repair	43.12	
	10/31/2022	Binders for Aquatics Training	8094 · Pavilion - Aquatics Supplies	36.27	
	10/31/2022	EDLC Kids Craft Supplies	9320 · ED - Supplies, Serv., Repair	25.85	
	10/31/2022	EDLC Tricks or Treats Event Supplies	9400 · ED-Prog., Event, Supplies&Equip	280.10	
	10/31/2022	Ghouls & Goblins Event Supplies	8089 · Pavilion - Special Events Suppl	107.38	
Total Wal-Mart				1,097.01	1,097.01
Yoder Cabins					
	10/31/2022		2000 · Accounts Payable		4,695.00
	10/31/2022	Storage Bldg. To Be Reimbursed by FOP	9320 · ED - Supplies, Serv., Repair	4,695.00	
Total Yoder Cabins				4,695.00	4,695.00
				24,276.78	24,276.78

Georgetown-Scott County Parks and Recreation Unpaid Bills Detail As of November 21, 2022

	Date	Memo	Account	Debit	Credit
1 Better, LLC					
	11/01/2022		2000 · Accounts Payable		266.51
	11/01/2022	Movie Screen Theater Advertising for 11/22	4300 · Advertising, Print., Marketing	266.51	
Total 1 Better, LLC				266.51	266.51
American Ramp Company					
	10/31/2022		2000 · Accounts Payable		6,000.00
	10/31/2022	Skatelite Materials to Repair Skate Park	8074 · Pavilion - Supp., Serv., Repair	6,000.00	
Total American Ramp Company				6,000.00	6,000.00
ASI Signage Innovations					
	10/31/2022		2000 · Accounts Payable		20.00
	10/31/2022	Panasystem Insert for Autumn	8074 · Pavilion - Supp., Serv., Repair	20.00	
Total ASI Signage Innovations				20.00	20.00
Bates Security LLC					
	10/31/2022		2000 · Accounts Payable		31.25
	10/31/2022	Additional Cellular Protection 10/22-2/23	4810 · Supplies	31.25	
Total Bates Security LLC				31.25	31.25
Bluegrass Business Health					
	10/31/2022		2000 · Accounts Payable		70.00
	10/31/2022	Qty:2 New Hire Drug Screenings	4130 · Drug Testing	70.00	
Total Bluegrass Business Health				70.00	70.00
Bobcat Enterprises, Inc.					
	10/31/2022		2000 · Accounts Payable		52.74
	10/31/2022	T-62 Coolant for Bobcat	4690 · Equipment Maintenance and Parts	52.74	
Total Bobcat Enterprises, Inc.				52.74	52.74

Georgetown-Scott County Parks and Recreation Unpaid Bills Detail As of November 21, 2022

	Date	Memo	Account	Debit	Credit
Brenntag Mid-South, Inc.					
	10/31/2022		2000 · Accounts Payable		763.78
	10/31/2022	Hydrochloric Acid/Sodium Bicarbonate for Pool	8094 · Pavilion - Aquatics Supplies	763.78	
	10/31/2022		2000 · Accounts Payable		430.00
	10/31/2022	Sodium Bicarbonate for Pavilion Pool	8094 · Pavilion - Aquatics Supplies	430.00	
Total Brenntag Mid-South, Inc.				1,193.78	1,193.78
Bypass Rental Center					
	10/31/2022		2000 · Accounts Payable		441.67
	10/31/2022	Rental of Stump Grinder for All Parks	4810 · Supplies	441.67	
Total Bypass Rental Center				441.67	441.67
C-Logic Inc.					
	11/01/2022		2000 · Accounts Payable		79,690.00
	11/01/2022	ED Renovation w/ Additional Flooring	9320 · ED - Supplies, Serv., Repair	79,690.00	
Total C-Logic Inc.				79,690.00	79,690.00
Charter Communications					
	10/31/2022		2000 · Accounts Payable		1,155.10
	10/31/2022	Pavilion Cable Services	8074 · Pavilion - Supp., Serv., Repair	483.15	
	10/31/2022	Ed Davis Cable Services	9315 · ED Internet Service/Cable	262.00	
	10/31/2022	Outdoor Main. Bldg. Cable Services	4600 · Scott County Park	139.98	
	10/31/2022	SFAC Cable Services	5060 · SFAC Center Phone	139.98	
	10/31/2022	Concession Bldg. Cable Services	4810 · Supplies	129.99	
Total Charter Communications				1,155.10	1,155.10
Comfort & Process Solutions					
	10/31/2022	HVAC Journeyman Labor Credit	2000 · Accounts Payable		-749.00
	10/31/2022	HVAC Journeyman Labor Credit	8074 · Pavilion - Supp., Serv., Repair	-749.00	
	10/31/2022		2000 · Accounts Payable		-1,713.60

**Georgetown-Scott County Parks and Recreation
Unpaid Bills Detail
As of November 21, 2022**

	Date	Memo	Account	Debit	Credit
	10/31/2022	Labor/Zone Boiler Diagnosis	8074 · Pavilion - Supp., Serv., Repair	-1,713.60	
	10/31/2022		2000 · Accounts Payable		2,796.82
	10/31/2022	Lap Pool Leak Detection/Repair	8074 · Pavilion - Supp., Serv., Repair	2,796.82	
	10/31/2022		2000 · Accounts Payable		1,439.65
	10/31/2022	Pav. HVAC/Leisure Pool Dectron	8074 · Pavilion - Supp., Serv., Repair	1,439.65	
				1,773.87	1,773.87
Total Comfort & Process Solutions					
Cooper Wholesale Inc.					
	10/31/2022		2000 · Accounts Payable		587.74
	10/31/2022	Pavilion Cleaning Supplies	8074 · Pavilion - Supp., Serv., Repair	587.74	
	10/31/2022		2000 · Accounts Payable		172.18
	10/31/2022	Sof Cling & Paper Towels	8074 · Pavilion - Supp., Serv., Repair	172.18	
				759.92	759.92
Total Cooper Wholesale Inc.					
Craft, Waninger, Noble & Co. PLLC					
	10/31/2022		2000 · Accounts Payable		250.00
	10/31/2022	Youth Sports Org. Training	4280 · Professional Fees	250.00	
Total Craft, Waninger, Noble & Co. PLLC				250.00	250.00
D-C Elevator Company, Inc.					
	11/01/2022		2000 · Accounts Payable		110.77
	11/01/2022	November Elevator Scheduled Maintenance	8074 · Pavilion - Supp., Serv., Repair	110.77	
				110.77	110.77
Total D-C Elevator Company, Inc.					
Design2Wellness					
	10/31/2022		2000 · Accounts Payable		126.62
	10/31/2022	Power Tower Machine/Weight Room Repair	8074 · Pavilion - Supp., Serv., Repair	126.62	
				126.62	126.62
Total Design2Wellness					

Georgetown-Scott County Parks and Recreation
Unpaid Bills Detail
As of November 21, 2022

	Date	Memo	Account	Debit	Credit
Ferguson Enterprises, Inc.					
	10/31/2022		2000 · Accounts Payable		145.00
	10/31/2022	Upstairs Men's RRoom Repairs/Flush Valve	8074 · Pavilion - Supp., Serv., Repair	145.00	
Total Ferguson Enterprises, Inc.				145.00	145.00
Fire Protection Services, Inc.					
	10/31/2022		2000 · Accounts Payable		632.25
	10/31/2022	Pavilion Burglar Alarm Service	8074 · Pavilion - Supp., Serv., Repair	632.25	
Total Fire Protection Services, Inc.				632.25	632.25
Georgetown/Scott Co. Chamber of Commerce					
	11/14/2022		2000 · Accounts Payable		60.00
	11/14/2022	Qty: 4 November Luncheon Fees	6880 · Miscellaneous	60.00	
Total Georgetown/Scott Co. Chamber of Commerce				60.00	60.00
Global Supply & Floor Equipment					
	10/31/2022		2000 · Accounts Payable		113.90
	10/31/2022	Squeegee Cable/Handle for Floor Machine	8074 · Pavilion - Supp., Serv., Repair	113.90	
	10/31/2022		2000 · Accounts Payable		179.40
	10/31/2022	Copy Paper Split \$ w/ KRPS for Conference	4270 · Office Supplies and Equipment	179.40	
	10/31/2022		2000 · Accounts Payable		13.98
	10/31/2022	Window Squeegee	8074 · Pavilion - Supp., Serv., Repair	13.98	
	10/31/2022		2000 · Accounts Payable		96.00
	10/31/2022	5 Gal Floor Stripping Solution/ED Remodel	9320 · ED - Supplies, Serv., Repair	96.00	
Total Global Supply & Floor Equipment				403.28	403.28
Hillyard					
	10/31/2022		2000 · Accounts Payable		186.32
	10/31/2022	Case of Arsenal Top Clean	8074 · Pavilion - Supp., Serv., Repair	186.32	
Total Hillyard				186.32	186.32

Georgetown-Scott County Parks and Recreation
Unpaid Bills Detail
As of November 21, 2022

	Date	Memo	Account	Debit	Credit
IdentiSys Inc.					
	10/31/2022		2000 · Accounts Payable		802.89
	10/31/2022	Zebra Cards for Memberships	4270 · Office Supplies and Equipment	260.00	
	10/31/2022	Zebra Ribbon for Machine	4270 · Office Supplies and Equipment	480.00	
	10/31/2022	Shipping	4270 · Office Supplies and Equipment	62.89	
Total IdentiSys Inc.				802.89	802.89
Kentucky Motor of Gtown					
	10/31/2022		2000 · Accounts Payable		73.12
	10/31/2022	Unit #8 Service (Parks Vehicle)	4660 · Vehicle Maintenance and Parts	73.12	
Total Kentucky Motor of Gtown				73.12	73.12
Kentucky Portable Toilets					
	10/31/2022		2000 · Accounts Payable		2,530.00
	10/31/2022	Portable Toilet Rentals/Service Fees	4810 · Supplies	2,530.00	
Total Kentucky Portable Toilets				2,530.00	2,530.00
Kentucky Utilities Company					
	10/31/2022		2000 · Accounts Payable		22,042.39
	10/31/2022	Markham Dr.	4510 · Suffoletta Park	44.84	
	10/31/2022	Oser/ NA Elkhorn Green Pk.	4610 · Oser Landing Park	180.05	
	10/31/2022	Horseshoe Pit	4510 · Suffoletta Park	42.51	
	10/31/2022	Louie B. Nunn Dr. Ball	4510 · Suffoletta Park	330.81	
	10/31/2022	Louie B. Nunn Dr.	4510 · Suffoletta Park	296.81	
	10/31/2022	151 Ed Davis Lane	9312 · ED - Kentucky Utilities	401.76	
	10/31/2022	Marshall Park Dr. PL	4570 · Marshall Park	637.46	
	10/31/2022	Airport Field 4	4570 · Marshall Park	235.52	
	10/31/2022	1220 Cincinnati Rd. Shop	4600 · Scott County Park	359.49	
	10/31/2022	Marshall Park Dr. Field #1	4570 · Marshall Park	258.50	
	10/31/2022	Airport Rd. Conc.St	4570 · Marshall Park	241.34	

Georgetown-Scott County Parks and Recreation

Unpaid Bills Detail

As of November 21, 2022

	Date	Memo	Account	Debit	Credit
	10/31/2022	1080 Cincinnati Rd. Ballfield	4600 · Scott County Park	108.49	
	10/31/2022	SFAC	5020 · SFAC Kentucky Utilities	5,791.54	
	10/31/2022	Airport Rd Conc	4570 · Marshall Park	163.59	
	10/31/2022	Pavilion	8068 · Pavilion - Kentucky Utilities	11,998.35	
	10/31/2022	Batting Cage TBR SCYB	4810 · Supplies	35.64	
	10/31/2022	Ed Davis Park/NA Chambers Avenue	4540 · Ed Davis Park	233.49	
	10/31/2022	Airport Rd Field #2	4570 · Marshall Park	70.04	
	10/31/2022	Airport Rd. Field #3	4570 · Marshall Park	240.93	
	10/31/2022	Loie B Nunn Dr Ball	4510 · Suffoletta Park	145.33	
	10/31/2022	Airport Rd Field #5	4570 · Marshall Park	73.63	
	10/31/2022	Lisle Rd Soccer Gate	4810 · Supplies	47.57	
	10/31/2022	Oxford Dr	4630 · Oxford Road Park	104.70	
Total Kentucky Utilities Company				22,042.39	22,042.39
Louisville Low Voltage					
	10/31/2022		2000 · Accounts Payable		315.00
Total Louisville Low Voltage					315.00
Lowe's Home Centers Inc.					
	10/31/2022	Pav. Burglar Alarm Repair/Dispatch Fee	8074 · Pavilion - Supp., Serv., Repair	315.00	
Total Lowe's Home Centers Inc.				315.00	602.54
Meade Tractor					
	10/31/2022	Supplies for Marshall, Sutton Fields & Shop	4810 · Supplies	391.70	
	10/31/2022	Board, Screws & Hardware for Remodel	9320 · ED - Supplies, Serv., Repair	210.84	
Total Meade Tractor				602.54	350.41
			2000 · Accounts Payable		350.41
			4690 · Equipment Maintenance and Parts	350.41	
Total Meade Tractor				350.41	350.41

Georgetown-Scott County Parks and Recreation
Unpaid Bills Detail
As of November 21, 2022

	Date	Memo	Account	Debit	Credit
Scott Co. High School					
	10/31/2022		2000 · Accounts Payable		750.00
	10/31/2022	Billy Hicks Classic Sponsorship	4300 · Advertising, Print., Marketing	750.00	
Total Scott Co. High School				750.00	750.00
Sherwin Williams					
	10/31/2022		2000 · Accounts Payable		119.40
	10/31/2022	Paint for Ed Davis Remodel	9320 · ED - Supplies, Serv., Repair	119.40	
Total Sherwin Williams				119.40	119.40
Southern States					
	10/31/2022		2000 · Accounts Payable		2,646.19
	10/31/2022	Fuel for Mowers/Stump Grinder	4780 · Fuel and Oil	71.10	
	10/31/2022	Fuel for Parks/Facility Vehicles	4780 · Fuel and Oil	2,362.53	
	10/31/2022	Fuel for Fuel Tank	4780 · Fuel and Oil	212.56	
Total Southern States				2,646.19	2,646.19
Sports Connection					
	10/31/2022		2000 · Accounts Payable		1,600.00
	10/31/2022	Qty:200 Lifeguard Tees	8094 · Pavilion - Aquatics Supplies	1,600.00	
Total Sports Connection				1,600.00	1,600.00
Swim Pro Supply					
	10/31/2022		2000 · Accounts Payable		2,025.28
	10/31/2022	Chlorine, C-Sequa Sol & Delivery	8094 · Pavilion - Aquatics Supplies	2,025.28	
	10/31/2022		2000 · Accounts Payable		790.20
	10/31/2022	Chlorine, Reagents #1 & #4 for Pavilion Pool	8094 · Pavilion - Aquatics Supplies	790.20	
	11/14/2022		2000 · Accounts Payable		65.70
	11/14/2022	Reagents #1,2 & 4 for Pavilion Pool	8094 · Pavilion - Aquatics Supplies	65.70	
Total Swim Pro Supply				2,881.18	2,881.18

Georgetown-Scott County Parks and Recreation Unpaid Bills Detail As of November 21, 2022

	Date	Memo	Account	Debit	Credit
Toadvine Enterprises, Inc.					
	10/31/2022		2000 · Accounts Payable		45,895.00
	10/31/2022	New Bleachers @ Scott County Park	4810 · Supplies	45,895.00	
Total Toadvine Enterprises, Inc.				45,895.00	45,895.00
Vine & Branch LLC					
	10/31/2022		2000 · Accounts Payable		9,885.00
	10/31/2022	Install Bleachers @ Scott County Park	4810 · Supplies	9,885.00	
Total Vine & Branch LLC				9,885.00	9,885.00
WEDCO					
	10/31/2022		2000 · Accounts Payable		125.00
	10/31/2022	SFAC Snack Bar Permit	5140 · SFAC Pool Supplies/Chemicals	125.00	
Total WEDCO				125.00	125.00
Whitaker Bank, N.A.					
	10/31/2022		2000 · Accounts Payable		3,355.23
	10/31/2022	Annual News Graphic Subscription	4270 · Office Supplies and Equipment	77.00	
	10/31/2022	KRPS Agency Membership/CPSI Kim	4280 · Professional Fees	1,375.00	
	10/31/2022	Diner for Staff @ KRPS Conference	4360 · Continuing Education	337.79	
	10/31/2022	Hotel Stay for KRPS Conference	4390 · Travel Expense	1,111.41	
	10/31/2022	CAN Background Check	6490 · Kidzworld Supplies	10.00	
	10/31/2022	Ghouls/Goblins Event Supplies	8089 · Pavilion - Special Events Suppl	17.25	
	10/31/2022	ED Davis KRPS Meals/Hotel Stay	9260 · ED - Travel Expense	426.78	
Total Whitaker Bank, N.A.				3,355.23	3,355.23
Wiseway					
	10/31/2022		2000 · Accounts Payable		153.80
	10/31/2022	Qty:10 Pavilion Sitting Area Lights	8074 · Pavilion - Supp., Serv., Repair	153.80	

Georgetown-Scott County Parks and Recreation
Unpaid Bills Detail
 As of November 21, 2022

	Date	Memo	Account	Debit	Credit
	10/31/2022		2000 · Accounts Payable		498.25
	10/31/2022	Light Bulbs for Pool & Garage	8074 · Pavilion - Supp., Serv., Repair	498.25	
Total Wiseway				652.05	652.05
Younger Inc. Electrical Service					
	10/31/2022		2000 · Accounts Payable		932.50
	10/31/2022	ED Remodel Electrical Work	9320 · ED - Supplies, Serv., Repair	932.50	
	11/14/2022		2000 · Accounts Payable		467.25
	11/14/2022	Move Receptables for ED Remodel	9320 · ED - Supplies, Serv., Repair	467.25	
Total Younger Inc. Electrical Service				1,399.75	1,399.75
TOTALS:				189,394.23	189,394.23

October 2022 Program Report

For November 21, 2022 GSC Parks & Recreation Board Meeting

Ednal Maynard

Pavilion Program Attendance: 2,408

Pavilion Annual Membership: 2,441

Pavilion Daily Passes: 2,202

Fiscal Year To Date Attendance: 32,434

Total Pavilion Attendance Including Programs, Passes, Non-Participants, and Rentals: 8,547

Pavilion Operations Income: \$41,464.41

Pavilion Expenses: \$102,223.24

Pavilion Recovery Rate: 41%

Ed Davis Learning Center

EDLC Attendance Including Daily Attendance, Programs, Community Services, and Rentals: 542

Daily Attendance: 42

Meetings: 9

Repasts: 124

Programs

Tricks & Treats: 367

Please Note: EDLC closed for renovations on 10/15/2022

Marketing & Special Events

Fall-O-Ween: 630



Pavilion Operations Revenue / Expense Report for October

Revenue	2018	2019	2020	2021	2022
20 Visit Pass	\$1,467.00	\$1,736.00	\$1,228.60	\$1,121.00	\$1,189.00
6 Month Pass	\$2,843.50	\$2,993.40	\$377.00	\$2,039.00	\$847.00
Annual Pass	\$31,286.69	\$58,287.88	\$16,024.71	\$15,609.45	\$17,920.28
Aquatic Programs	\$2,203.35	\$3,876.50	\$1,394.00	\$761.00	\$3,564.00
Camp Programs	\$565.00	\$2,182.50			\$325.00
Child Care	\$18.00	\$8.00	\$2.00	\$32.00	\$15.00
Concessions	\$1,289.80	\$2,426.10	\$265.00		
Daily Pass	\$10,349.90	\$17,697.20	\$6,327.40	\$10,371.05	\$11,710.93
Deposit Fee Return	(\$465.00)	(\$517.75)			
Facility Rentals	\$2,430.29	\$4,472.00	\$330.50	\$1,592.25	\$2,373.00
Fun Express Program		\$2,112.50		(\$150.00)	(\$450.00)
Gymnasium Programs	\$1,237.50	\$5,495.00	\$445.00	\$1,017.00	\$1,558.84
Land Programs	\$4,961.00	\$8,487.00	\$582.75	\$1,685.00	\$2,501.00
Miscellaneous	\$53.00	\$24.00	\$1.00	\$23.00	\$7.00
Program Refunds	(\$927.40)	(\$441.66)			
Special Events					(\$96.64)

Total Revenue \$57,312.63 \$108,838.67 \$26,977.96 \$34,100.75 \$41,464.41

Expenses

	2018	2019	2020	2021	2022
Miscellaneous	\$19.19				
Salaries	\$44,374.31	\$40,129.41	\$37,914.20	\$43,450.53	\$65,936.53
Supplies/ Equipment	\$12,571.50	\$10,646.25	\$32,090.32	\$10,582.49	\$20,598.87
Utilities	\$13,343.85	\$12,932.78	\$15,824.16	\$14,865.22	\$15,687.84
Total Expenses	\$70,308.85	\$63,708.44	\$85,828.68	\$68,898.24	\$102,223.24



5 Year Attendance Comparison for October

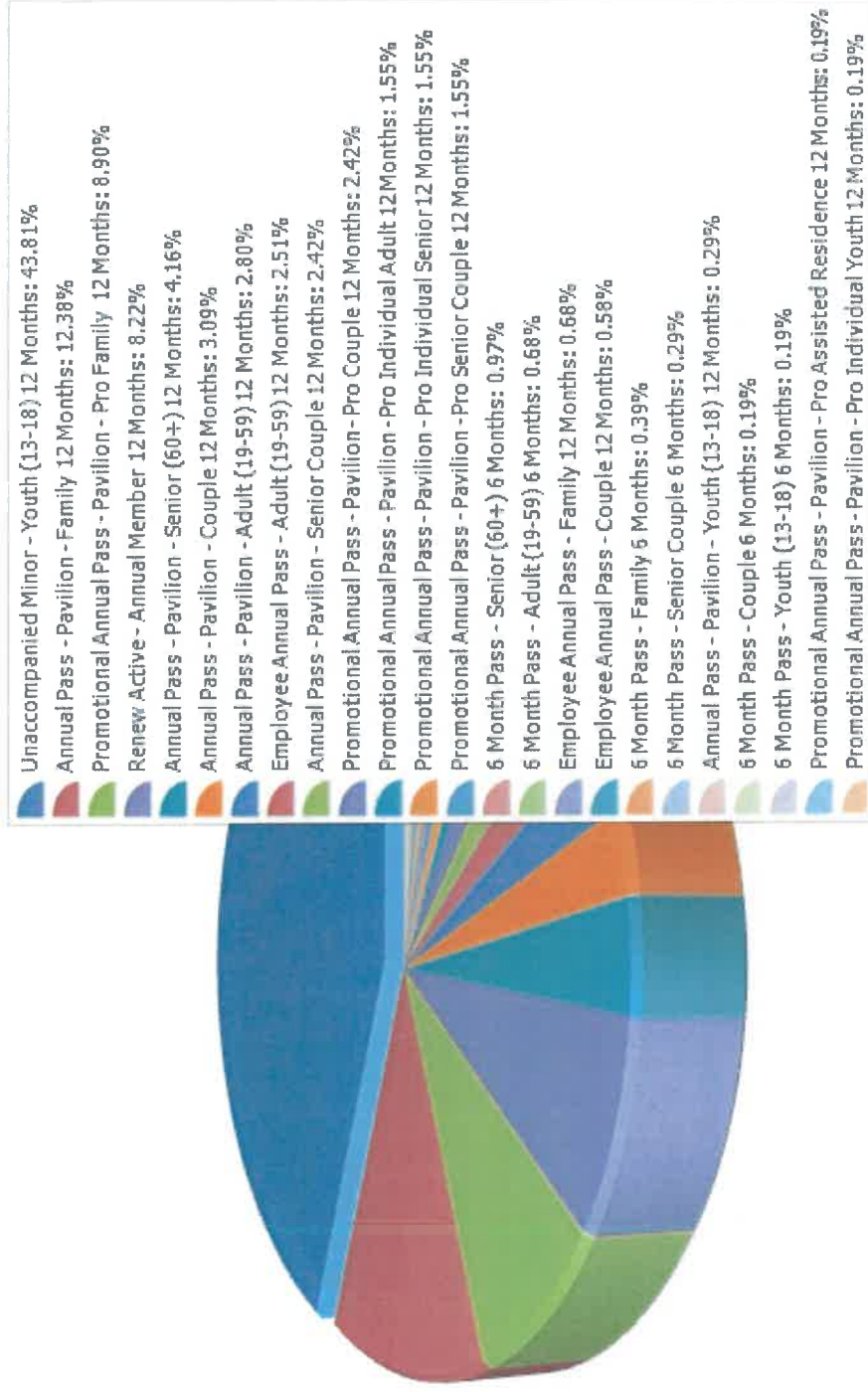
Attendance Type	2018	2019	2020	2021	2022
20 Visit Pass	231	201	230	172	156
20 Visit Walker Pass	192	208	38		
6 Month Pass	481	353	139	270	119
Annual Pass	3817	3227	1694	1797	2441
Complimentary Pass	44	28	27	27	17
Daily Pass	2096	1813	2437	3123	2202
Observer Attendance	903	654	302	283	460
Off-Site Program Attendance	28				
Program Attendance	4067	3639	2124	2498	2408
Rental / Meeting Attendance	416	504		596	744
	12275	10627	6991	8766	8547




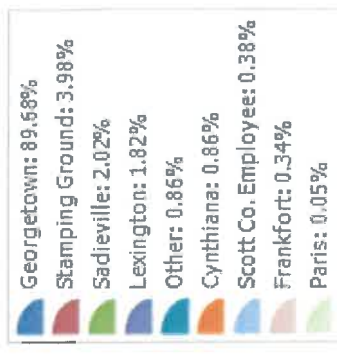
2018 - to Date Fiscal Year Attendance Comparison

AttendanceType	2018-19	2019-20	2020-21	2021-22	2022-23
Daily Pass	34959	20418	26341	42156	8110
Complimentary Pass	564	338	249	294	93
20 Visit Pass	3145	2218	2414	2450	792
6 Month Pass	5558	3213	2320	4018	693
20 Visit Walker Pass	2880	1973	191	208	
Rental / Meeting Attendance	5533	5706	2401	6690	1591
Annual Pass	46454	30733	19202	25103	11239
Program Attendance	42868	29062	19961	25271	8144
Coupon Pass					
Off-Site Program Attendance	231	10			
Observer Attendance	7763	5031	1995	4094	1772
	149955	98702	75074	110284	32434

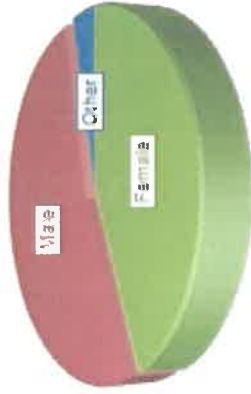

Membership Type Total # of Memberships



Municipality By Members



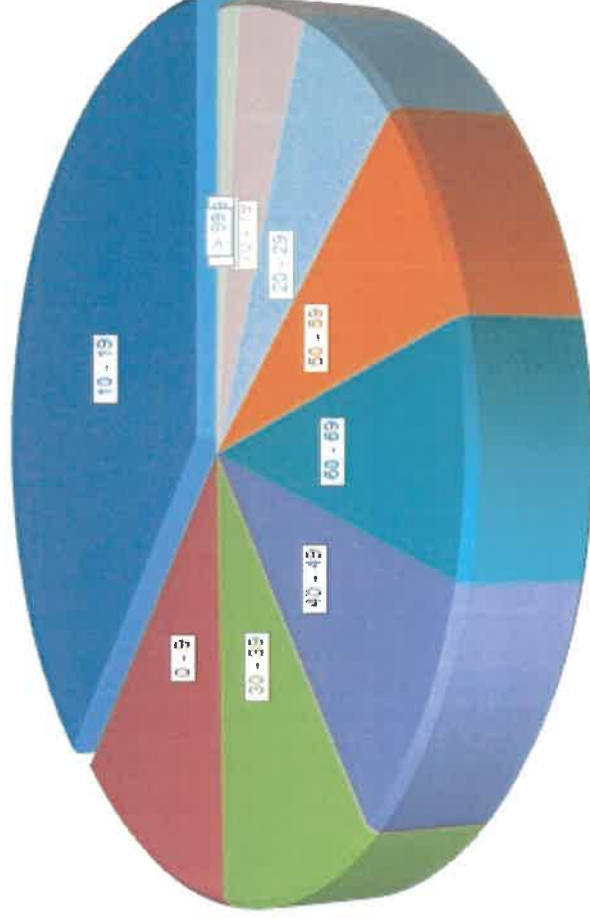
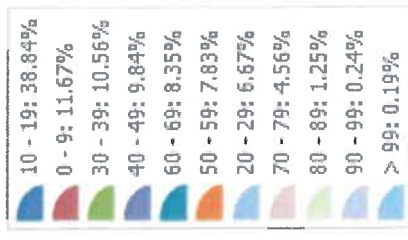
Gender



Residency



Age



LV Davis Learning Center
Financial Statement
October 2022

Accounts	Income					% of Budget
	Oct 2022 Income	YTD Income	Budget	Balance		
3070 · City - Ed Davis Funds	0.00	66,166.65	158,800.00	-92,633.35		41.67%
9120 · ED - Program Income	40.00	1,925.00	5,000.00	-3,075.00		38.5%
9130 · ED - Rental Income	0.00	1,404.00	5,000.00	-3,596.00		28.08%
9140 · ED - Miscellaneous Income	0.00	0.00	500.00	-500.00		0.0%
9141 · Grants/Donations	0.00	100.00	1,000.00	-900.00		10.0%
Total Income	40.00	69,595.65	170,300.00	-100,704.35		40.87%
	Expense					
	Oct 2022 Expense	YTD Expense	Budget	Balance		% of Budget
Accounts						
9200 · ED - SALARIES	2,705.48	12,074.01	50,500.00	38,425.99		23.91%
9210 · ED - Employer FICA	530.29	1,811.24	6,100.00	4,288.76		29.69%
9211 · ED - Unemployment Insurance	0.00	0.00	1,300.00	1,300.00		0.0%
9212 · ED - Workers Compensation	0.00	4,300.00	4,300.00	0.00		100.0%
9213 · ED - Employer Retirement	1,545.58	4,597.33	14,000.00	9,402.67		32.84%
9214 · ED - Health Insurance	640.51	3,202.55	17,700.00	14,497.45		18.09%
9220 · ED - Liability, Prop. Insurance	0.00	2,500.00	2,500.00	0.00		100.0%
9230 · ED - Office Supplies	80.44	1,206.79	3,000.00	1,793.21		40.23%
9240 · ED - Advertising/Printing	0.00	0.00	500.00	500.00		0.0%
9250 · ED - Continuing Education	0.00	0.00	800.00	800.00		0.0%
9260 · ED - Travel Expense	426.78	526.81	600.00	73.19		87.8%
9300 · ED - MAINTENANCE SALARIES	0.00	0.00	1,000.00	1,000.00		0.0%
9310 · ED - Telephone	64.32	257.28	1,000.00	742.72		25.73%
9311 · ED - Columbia Gas	149.21	407.87	2,600.00	2,192.13		15.69%
9312 · ED - Kentucky Utilities	401.76	2,627.92	7,000.00	4,372.08		37.54%
9313 · ED - Georgetown Water	118.29	508.64	1,600.00	1,091.36		31.79%
9315 · ED Internet Service/Cable	262.00	1,017.29	5,000.00	3,982.71		20.35%
9320 · ED - Supplies, Serv., Repair	6,053.74	88,914.44	10,000.00	-78,914.44		889.14%
9330 · ED - Equipment	599.99	599.99	600.00	0.01		100.0%
9350 · ED - SP. EVENTS/PROG. SALARIES	2,822.67	11,333.49	36,000.00	24,666.51		31.48%
9400 · ED-Prog., Event, Supplies&Equip	415.90	5,502.97	4,000.00	-1,502.97		137.57%
9600 · ED - Miscellaneous Expenses	0.00	0.00	200.00	200.00		0.0%
Total Expense	16,816.96	141,388.62	170,300.00	28,911.38		83.02%

2022 GOVERNMENTAL FUNDS COUNTY FINANCIAL STATEMENT
Financial Statement
October 2022

Accounts	Income				
	Oct Income 2022	YTD Income	Budget	Balance	% of Budget
3030 · City Funds	0.00	552,116.00	1,255,000.00	-702,884.00	43.99%
3060 · County Funds	0.00	313,750.00	1,255,000.00	-941,250.00	25.0%
3150 · Pool Income	0.00	87,162.66	258,000.00	-170,837.34	33.78%
3180 · Horse Park Pool	0.00	41,044.50	57,700.00	-16,655.50	71.13%
3260 · Pool Concessions- Contract	0.00	1,487.17	5,000.00	-3,512.83	29.74%
3400 · Kidzworld Income	325.00	280.00	105,000.00	-104,720.00	0.27%
3430 · Fun Express Income	-450.00	7,120.00	10,000.00	-2,880.00	71.2%
3470 · KLC Safety Grant	0.00	0.00	3,000.00	-3,000.00	0.0%
3600 · Facility Rental Income	-196.00	8,100.50	36,500.00	-28,399.50	22.19%
3710 · Special Events Income	500.00	1,057.00	5,000.00	-3,943.00	21.14%
3720 · Private Donations	3.00	5.00	2,500.00	-2,495.00	0.2%
3730 · New Programs Income	0.00	2,000.00	5,000.00	-3,000.00	40.0%
3750 · Miscellaneous Income	0.00	40.00	300.00	-260.00	13.33%
8014 · Pavilion - 20 V Passes	1,264.00	4,766.70	30,000.00	-25,233.30	15.89%
8015 · Pavilion - Daily Passes	10,355.93	43,779.08	164,000.00	-120,220.92	26.7%
8016 · Pavilion - Annual Pass	22,981.82	98,283.91	220,000.00	-121,716.09	44.68%
8017 · Pavilion - 6 Month Pass	982.00	4,309.30	22,000.00	-17,690.70	19.59%
8018 · Pavilion - Aquatics Programs	4,225.00	7,152.50	50,000.00	-42,847.50	14.31%
8020 · Pavilion Gymnasium Programs	1,338.84	7,421.34	20,000.00	-12,578.66	37.11%
8022 · Pavilion - Dance/Gymnastics Pro	1,630.00	35,598.00	114,000.00	-78,402.00	31.23%
8023 · Costumes	0.00	0.00	0.00	0.00	0.0%
8024 · Pavilion - Aerobics Programs	789.00	3,548.00	15,000.00	-11,452.00	23.65%
8026 · Pavilion - Camps/Childrens Act.	0.00	0.00	3,000.00	-3,000.00	0.0%
8028 · Pavilion - Special Events	403.36	403.36	5,000.00	-4,596.64	8.07%
8030 · Pavilion - Child Care	15.00	60.00	350.00	-290.00	17.14%
8032 · Pavilion - Facility Rental	5,623.00	14,175.50	45,000.00	-30,824.50	31.5%
8034 · Pavilion - Concession/Vending	714.68	2,907.74	10,000.00	-7,092.26	29.08%
8035 · Gift Certificates	0.00	0.00	0.00	0.00	0.0%
8036 · Pavilion - Miscellaneous	4.00	11.00	500.00	-489.00	2.2%
Total Income	50,508.63	1,236,579.26	3,696,850.00	-2,460,270.74	33.45%

DEWIGLEWII-SCOTT COUNTY PARKS and RECREATION
Financial Statement
October 2022

Accounts	Expense				% of Budget
	Oct Expense 2022	YTD Expense	Budget	Balance	
4030 · ADMINISTRATIVE SALARIES - FT	16,650.91	74,133.23	300,000.00	225,866.77	24.71%
4060 · Employer FICA Tax	9,301.69	37,286.66	130,000.00	92,713.34	28.68%
4090 · Unemployment Insurance	162.12	460.97	17,500.00	17,039.03	2.63%
4120 · Workers Compensation	0.00	38,628.98	59,000.00	20,371.02	65.47%
4130 · Drug Testing	70.00	665.00	5,000.00	4,335.00	13.3%
4150 · Employers Retirement	27,949.63	81,494.33	218,000.00	136,505.67	37.38%
4180 · Health Insurance	17,811.48	86,894.39	290,000.00	203,105.61	29.96%
4200 · Staff Uniforms	0.00	0.00	3,000.00	3,000.00	0.0%
4201 · REC. MANAGERS SALARIES - FT	7,067.52	31,493.23	153,000.00	121,506.77	20.58%
4202 · PAV. OPERATIONS SALARIES - PT	13,691.26	64,297.66	185,400.00	121,102.34	34.68%
4240 · Office Phone	600.00	2,396.44	1,800.00	-596.44	133.14%
4260 · Equipment rental	0.00	0.00	4,000.00	4,000.00	0.0%
4270 · Office Supplies and Equipment	5,355.34	30,554.89	46,000.00	15,445.11	66.42%
4280 · Professional Fees	1,761.53	3,444.92	25,000.00	21,555.08	13.78%
4300 · Advertising, Print, Marketing	1,147.67	11,354.56	25,000.00	13,645.44	45.42%
4320 · Technology Support	0.00	21,441.28	40,000.00	18,558.72	53.6%
4360 · Continuing Education	337.79	1,997.79	11,000.00	9,002.21	18.16%
4370 · Liability, Equipment Insurance	0.00	78,228.30	94,000.00	15,771.70	83.22%
4390 · Travel Expense	1,111.41	1,304.69	7,000.00	5,695.31	18.64%
4450 · PARKS MAINT. SALARIES - FT	13,435.34	63,219.99	258,000.00	194,780.01	24.5%
4460 · PARKS MAINT. HOURLY - PT	2,241.20	7,198.26	80,000.00	72,801.74	9.0%
4470 · FACILITY MAINT. SALARIES - PT	4,382.80	21,412.60	70,000.00	48,587.40	30.59%
4480 · FACILITY MAINT. SALARIES - FT	9,259.11	41,069.31	190,000.00	148,930.69	21.62%
4490 · 4490 - FAC. MAINT. SALARY - FT	0.00	0.00	0.00	0.00	0.0%
4509 · Trail Maintenance	0.00	0.00	5,000.00	5,000.00	0.0%
4510 · Suffoletta Park	1,006.93	5,454.13	12,500.00	7,045.87	43.63%
4520 · Skate Park	0.00	0.00	5,000.00	5,000.00	0.0%
4540 · Ed Davis Park	256.21	1,095.95	6,000.00	4,904.05	18.27%
4570 · Marshall Park	2,771.52	10,955.79	16,000.00	5,044.21	68.47%
4600 · Scott County Park	1,152.89	4,425.41	13,000.00	8,574.59	34.04%
4610 · Oser Landing Park	180.05	717.54	5,000.00	4,282.46	14.35%
4630 · Oxford Road Park	104.70	416.50	2,000.00	1,583.50	20.83%

Financial Statement
October 2022

Accounts	Oct Expense 2022	YTD Expense	Budget	Balance	% of Budget
4640 · Great Crossing Park	0.00	0.00	12,500.00	12,500.00	0.0%
4650 · Royal Spring Park	29.51	117.98	5,500.00	5,382.02	2.15%
4660 · Vehicle Maintenance and Parts	73.12	6,262.92	12,500.00	6,237.08	50.1%
4690 · Equipment Maintenance and Parts	450.13	3,835.44	13,000.00	9,164.56	29.5%
4750 · Cell phones	940.31	3,767.80	12,000.00	8,232.20	31.4%
4780 · Fuel and Oil	2,783.02	15,461.12	33,000.00	17,538.88	46.85%
4810 · Supplies	59,487.98	84,124.08	78,000.00	-6,124.08	107.85%
4850 · Parks Equipment	0.00	0.00	3,500.00	3,500.00	0.0%
4930 · SUFFOLETTA POOL SALARIES	13.47	66,003.28	107,200.00	41,196.72	61.57%
5000 · HORSE PARK LG HOUR	0.00	23,730.71	33,500.00	9,769.29	70.84%
5020 · SFAC Kentucky Utilities	5,791.54	30,572.10	35,000.00	4,427.90	87.35%
5050 · SFAC Georgetown Water	1,605.87	14,865.41	27,000.00	12,134.59	55.06%
5060 · SFAC Center Phone	341.55	1,405.25	3,700.00	2,294.75	37.98%
5140 · SFAC Pool Supplies/Chemicals	198.71	14,099.04	33,000.00	18,900.96	42.72%
5200 · SFAC Pool Supplies/Maintenance	0.00	9,089.78	21,000.00	11,910.22	43.29%
6280 · Little League Baseball	0.00	0.00	500.00	500.00	0.0%
6330 · Archery	0.00	0.00	500.00	500.00	0.0%
6340 · Youth Softball	0.00	0.00	500.00	500.00	0.0%
6370 · Youth Soccer	0.00	0.00	500.00	500.00	0.0%
6400 · Youth Football	0.00	0.00	500.00	500.00	0.0%
6420 · Youth Volleyball	0.00	0.00	250.00	250.00	0.0%
6430 · Georgetown Stingrays	0.00	0.00	250.00	250.00	0.0%
6440 · Super Sharks	0.00	0.00	0.00	0.00	0.0%
6460 · KIDZWORLD SALARIES	0.00	42,378.99	98,000.00	55,621.01	43.24%
6490 · Kidzworld Supplies	10.00	4,995.58	5,000.00	4.42	99.91%
6500 · Kidzworld-Transportation	0.00	7,178.38	22,000.00	14,821.62	32.63%
6520 · Kidzworld Lunch Program	0.00	993.97	600.00	-393.97	165.66%
6550 · Fun Express Supplies	0.00	427.94	1,000.00	572.06	42.79%
6551 · FUN EXPRESS SALARIES	0.00	2,239.50	12,000.00	9,760.50	18.66%
6700 · SPORTS CAMPS SALARIES PT	0.00	0.00	500.00	500.00	0.0%
6720 · Sports Camps Supplies	0.00	0.00	500.00	500.00	0.0%
6840 · NEW PROG/SPEC EVENTS SAL PT	409.58	1,012.14	5,000.00	3,987.86	20.24%
6850 · New Prog/Sp Events Supplies	22.26	3,259.59	1,500.00	-1,759.59	217.31%

GEORGIAWILKOVON COUNTY FINANCIALS
Financial Statement
October 2022

Accounts	Oct Expense 2022	YTD Expense	Budget	Balance	% of Budget
6880 · Miscellaneous	11.94	175.88	800.00	624.12	21.99%
8066 · Pavilion - Columbia Gas	3,352.88	7,943.15	53,000.00	45,056.85	14.99%
8068 · Pavilion - Kentucky Utilities	11,998.35	49,873.76	140,000.00	90,126.24	35.62%
8070 · Pavilion - Georgetown Water	3,695.19	16,758.00	60,000.00	43,242.00	27.93%
8074 · Pavilion - Supp, Serv, Repair	13,095.69	63,547.02	200,000.00	136,452.98	31.77%
8076 · Pavilion - Equipment	49.99	49.99	12,000.00	11,950.01	0.42%
8080 · PAVILION - GYM PROGRAM SALARIES	73.39	589.12	8,000.00	7,410.88	7.36%
8081 · Pavilion - Gym Program Supplies	0.00	216.12	2,000.00	1,783.88	10.81%
8082 · PAVILION - AEROBICS SALARIES	2,204.73	9,287.26	61,800.00	52,512.74	15.03%
8083 · Pavilion - Aerobics Supplies	0.00	0.00	2,000.00	2,000.00	0.0%
8084 · PAVILION - DANCE/GYM SALARIES	4,085.17	10,600.61	55,000.00	44,399.39	19.27%
8085 · Pavilion - Dance/Gym Supplies	0.00	232.08	8,500.00	8,267.92	2.73%
8088 · PAVILION - SPECIAL EVENTS SALAR	0.00	0.00	1,000.00	1,000.00	0.0%
8089 · Pavilion - Special Events Suppl	1,567.60	1,625.94	1,250.00	-375.94	130.08%
8090 · Pavilion - Concession	0.00	0.00	0.00	0.00	0.0%
8092 · PAVILION - AQUATICS SALARIES PT	17,580.82	54,123.65	210,000.00	155,876.35	25.77%
8094 · Pavilion - Aquatics Supplies	6,670.27	14,649.08	20,000.00	5,350.92	73.25%
8098 · Pavilion - Child Care Supplies	0.00	0.00	500.00	500.00	0.0%
8100 · Pavilion - Fitness/Wgt Rm Suppl	0.00	1,846.89	2,500.00	653.11	73.88%
8102 · Pavilion - Gymnasium Supplies	0.00	134.71	1,000.00	865.29	13.47%
8104 · Pavilion - Miscellaneous Expens	0.00	0.00	800.00	800.00	0.0%
Total Expense	274,352.17	1,289,517.06	3,696,850.00	2,407,332.94	34.88%



Policy: Refunds - Update

Policy Number: POL.A.07.05

Page: pp. 96 - 97

Originator: Kimberly Rice

Date: 11/14/2022

Authorized by: _____

Date: _____

Board Chair

References: Policies CAPRA 1.4.1

POL.A.07.05 – Refunds

Satisfaction Guarantee

GSC Parks is constantly striving to provide high quality recreation programs and activities and is so confident that guests will enjoy the programs that the promise of quality is backed by a Satisfaction Guarantee. GSC Parks guarantees that guests will be satisfied with recreation programs in which they participate. If a guest is not satisfied, input in the form of suggestions, comments, or ideas for improvement, is always welcome. A participant who is not completely satisfied must call or stop by the guest service desk before the second program (meetings and practices included) is over. The guest service staff will assist the participant in completing a Satisfaction Guarantee request form. If the guest wishes to discontinue the program, GSC Parks will then do one of the following:

- Allow the guest to repeat the program at no charge.
- Issue a credit for fees paid toward another program (if available).
- Issue a refund.

The purpose of the Satisfaction Guarantee is to ensure that every guest has the opportunity to express a concern about a program in a timely manner and allow GSC Parks to have the opportunity to resolve the concern to the guest's satisfaction. It is not the intent of this policy to allow guests to participate in any variety of programs and receive a full refund. By detailing specific deadlines and requirements, guests and staff alike will have a clearer understanding of the purpose of the policy. The Satisfaction Guarantee policy demonstrates GSC Parks commitment to the community. The Satisfaction Guarantee does not include adult athletic leagues, trips, and one-day events.

Medical Refund Requests

In the case of a medical refund request, a doctor's note stating a release must be provided before a prorated (cost of remaining program meetings) credit or refund will be granted.

Other Refund Requests

Refund requests for special programs such as trips, camps and one-day programs must be received two weeks before the first program meeting to be eligible for a refund. Refunds within two weeks of the start date of these programs will be considered only if the vacated spot can be filled with another participant.

There is a \$25 service fee for refunds processed for camp programs and a \$3 \$5 service fee for all other programs. Refund requests will be processed within 10 business days. Refund checks will be issued in the participant's name unless the refund will be issued to a minor and the parent or guardian requests a change at the time of the refund request. Refunds for program fees paid by credit cards will only be issued to the original credit card used. Deposits are non-refundable unless otherwise noted.

Unless otherwise noted, all other refunds must be requested before a program meets for the second time or no refund will be issued. These refunds will be pro-rated (cost of remaining program meetings).