



Phone: (502) 863-7865

Fax: (502) 867-3710

July 14, 2023,

Dear Board Member,

The monthly meeting of the Georgetown-Scott County Parks and Recreation Board will be held on July 17, 2023, at 5:30 pm at the Pavilion, 140 Pavilion Drive Georgetown KY.

Your attendance is greatly appreciated.

Sincerely,

**Vicki Miller
Office Manager**



Georgetown-Scott County
Parks & Recreation
140 Pavilion Drive
Georgetown, KY 40324

Phone: (502) 863-7865

Fax: (502) 867-3710

Board Meeting

AGENDA

July 17, 2023

The monthly meeting of the Georgetown-Scott County Parks and Recreation Board will be held on July 17, 2023, at 5:30 pm at the Pavilion, 140 Pavilion Drive, Georgetown KY.

- 1) Call to Order and Roll Call
- 2) Approval of Agenda
- 3) Public Comments
- 4) Consent Agenda
 1. Approval of the minutes for the June 20, 2023, Board Meeting
 2. Bills for approval
- 5) Staff Reports
 1. Bookkeepers Report – Vicki Miller
 2. Assistant Directors Report – Ed Maynard
 3. Facilities Maintenance – Mike Short
 4. Outdoor Maintenance – Larry Brandenburg
 5. Directors Report- Kim Rice
 - A. VIP Actual to Budget
 - B. Analyst Monthly Recovery
 - C. Master Plan Update
 - D. Employee Retention/Open Positions
 - E. AED-CPR Rec Coaches
 - F. Recreation Leagues
 - G. Delegated to Staff
 - H. CAPRA Accreditation
 - I. Policy Updates
- 6) Old Business
 1. Skate Park Bid-Mike Short
 2. AEDs -Bryan Parker
 3. Royal Spring Decks Bid -Larry Brandenburg
 4. Mowing Bid-Larry Brandenburg
 5. Civic Rec Update-Ed Maynard
 6. Employee Wages-Ed Maynard
 7. Lifeguard Uniform Policy Update
- 7) New Business
 1. Farm Machinery Date Request- Mr. Wallace
 2. Quarterly Report-Courtlyn Ledesma
 3. Paygrade Adjustment-Kim Rice
- 8) Board Member's Comments
- 9) Adjournment

Georgetown Scott County Parks and Recreation Special Board

Minutes

June 20, 2023

- 1) Call to Order and Roll Call; Ron Flannery called the June 20, 2023, special board meeting to order, other members present were DT Wells, Michael Johnson, Temple Juett and Bill Hamilton. Others present were Ben Willis, Ed Maynard, Vicki Miller, Helen Tobin, Katie Posey, Kim Rice, Larry Brandenburg, Tina Lilly, Bryan Parker, Laranda Smith, Mike Short, Katie Ingle, Rhonda Morris, and Josh Woodrum, Colton Woodrum, William Brown, Caitlin Tudor, Dee Norris, Travis Sand, Katrina Crillo, Branden Hail, Natalie Janz, Kelsey McKinney.
- 2) Approval of Agenda; Michael Johnson made a motion to approve the agenda seconded by Bill Hamilton. The motion carried unanimously.
- 3) Public Comments; Kaitlin Tudor addressed the board about the communication of the facility closures and that the Pavilion Pool was closed to staff the outdoor pool which she was not happy about being an annual member and not compensated. Laranda Smith representing BUC brought up several issues they wanted clarity on the Ed Davis basketball, volleyball, and cornhole pits.
- 4) Consent Agenda items;
 1. Approval of May 15, 2023, minutes- Michael Johnson motioned to approve the minutes seconded by Bill Hamilton. The motion carried unanimously.
 2. Bills for approval- Bill Hamilton made a motion to approve the bills seconded by DT Wells. The motion carried unanimously.
- 5) Staff Reports;
 1. Bookkeeper's Report – Vicki Miller reported that the balance on hand is \$1,382,563.17 versus this time last year of \$1,934,087.49, a financial statement was also given.
 2. Assistant Directors Report-Ed Maynard reported that the month of May Pavilion attendance was 18390 and Ed Davis attendance was 631. May attendance for Suff Aquatic Center was 778. Ed Maynard had some of the recreation managers talk about Juneteenth and Hero's Day events.
 3. Facility Maintenance-Mike Short informed the board about the installation of a fence for the HVAC and covers for the vent openings at SFAC. Mike Short also told the board he had met with Johnson Simplex about cameras at SFAC and that a new system would cost 100 to 150 thousand dollars but recommended we look at replacing the DVR and making other small upgrades to be more cost-efficient. Mike Short informed the board that the pool area doors are needing to be replaced if they can't be fixed, the locks are seized up and he has Onan Glass and Schiller scheduled to come and give estimates.
 4. Outdoor Maintenance-Larry Brandenburg informed the board about the Football building and that it is ready to go out for quotes. Asked the board to revisit the mowing bid and the portable toilets bid next month so he could go over the proposals better and make sure everyone was bidding with the correct understanding of the request. Larry Brandenburg said the one bid we got for Royal Spring Park decks is extremely high compared to a quote he had earlier in the year. Kim Rice looked to the board on how to

proceed, the recommendation was to rebid it and contact people with lowest quote to be a part of the bid process.

5. Directors Report- Kim Rice informed the board about the zoom meeting with VIP and Ron Flannery talked about the issues when balancing and it being 200,000. 00 dollars off. The decision to move forward live with VIP and enter totals for historical information versus the detail that was going to be available for comparison but the board agreed to go live July 1. The master plan had a stakeholder meeting at the Museum including the Historical Society and set up a table at the Hero's Day and Juneteenth Events to get extra exposure for the master plan. There are 1422 responses to date and 83% live in Georgetown, the most visited park is Brooking with 64% and the Pavilion at 63% with Suffoletta Aquatic Center coming in 3rd. Paycom's retention report for staffing is needing information filled in and then we will be able to get a complete report to see what needs to be added to customize our retention process. Civic Rec will be live on July 1 at all locations and Bryan Parker spoke on some of the highlights since SFAC has been using the program since the beginning of the season. June 24th Ed Davis is having a community meeting facilitated by Alonzo Allen on how to move Ed Davis facility and Park forward. Kim Rice gave an update on the Cardinal Dr construction and access point closures. Softball Club has had a turnover of the board and they have voted in a new board and there is a potential criminal investigation. Cricket has been seeking to install structures on the Scott Co Park without coming to the board and getting prior approval. Capital projects meeting in July for additional projects.

6) Old Business;

1. Volleyball-Rhonda Morris did a presentation for the Alpha Performance Volleyball and asked the board to consider them for recreational volleyball under the Parks and Recreation umbrella. Bill Hamilton made a motion to allow Alpha Performance to join Parks as an Organized Sports Organization seconded by Michael Johnson. The motion carried unanimously.
2. Tennis/Basketball Programs Katie Posey updated the board about the Tennis Day of Play and then the clinic of 30 people for each day. Katie Posey made recommendations on how to be able to continue with a tennis program and certain grants would be available to help with the cost. Katie Posey also informed the board about the She's Got Skills basketball clinic and starting another clinic in the fall with fees and day camps on Saturdays.

7) New Business;

1. Request to wave Ed Davis Fees- Amelia Cloud asked the board to wave the rental fees for an expungement clinic. Michael Johnson made a motion to the fees this year for the August 29th clinic seconded by DT Wells. The motion carried unanimously.
2. Request to allow annual membership payments Josh Woodrum asked the board to be allowed to make membership payments instead of in full since he hadn't completed the contract in the past. Temple Juett made a motion

to allow him to make payments seconded by Michael Johnson. The motion carried unanimously.

3. Free Membership April Doll- no show
4. Uniform Policy- Kelsey McKinney asked the board to reconsider the uniform policy for the lifeguards and for it to be optional to wear a T-shirt and shorts based on the individual. Michael Johnson made a motion to temporarily follow Lexington Park's uniform Policy until the next board meeting to vote on the update to Georgetown Scott Co Parks policy seconded by Temple Juett. The motion carried unanimously.
5. Employee Wages- Katrina Crillo addressed the board on behalf of the front desk, gym and fitness, and kid zone employees. Asked the board to consider raising the wages in those departments to be equal to lifeguards and the custodial staff especially considering the responsibility of the MOD's. Bill Hamilton made a motion to table the request to allow managers, the director and assistant director to work with Katrina Crillo and gather information based on the recommendations she shared with the board to offset the funding for the raise seconded by DT Wells. The motion carried unanimously.
6. Andre Vega-Katie Posey asked the board about making an exception for the family since they have more kids than the membership allows instead of them paying extra. Died without a motion.
7. Discounted or Free Membership for Conley Family-Katie Posey asked on behalf of a friend of the family if the board would approve a free family membership, after discussion the board decided to table it till next month.
8. School Request for Holmes Field- Dt Wells stated the issue had been resolved with the Holmes Field scheduling we need the board to approve giving credit of \$37.50 for the displaced teams to use towards a later time frame. Michael Johnson made the motion to give credit to those teams seconded by Temple Juett. The motion carried unanimously.
9. Conley Fundraiser-Kim Rice had verbal approval from the board but needs the motion on record to have the Citizens Police Academy take donations instead of entry fees and free entry to the SFAC for Hero's Day, Bill Hamilton made a motion to approve as presented seconded by Michael Johnson. The motion carried unanimously.
10. Approval of the Budget- Kim Rice handed out the 2023/2024 budget after the changes made by the city and county which includes a 6.5% salary increase across the board except for Amanda Brock who didn't meet the minimum pay for her grade. Bill Hamilton made a motion to approve the budget as presented and seconded by DT Wells. The motion carried unanimously.
11. Director Goals and Objectives- Ron Flannery went over the short-term goals that they want priority reporting on every month from Kim Rice and the board agreed with the projects mentioned. Michael Johnson made a motion to approve the list seconded by Temple Juett. The motion carried unanimously.
12. School Contract- Kim Rice went over the school contract and mentioned the only change made was to include baseball and softball an opportunity to hold a fundraising event for the boosters. Michael Johnson made a

motion to approve the school contract as written and seconded by Temple Juett. The motion carried unanimously.

13. Organized Sports Agreement- Kim Rice presented the updated Organized Sports Agreement with the updates for the board to approve. DT Wells made a motion to accept the agreement as presented and seconded by Temple Juett. The motion carried unanimously.

11) Board member comments-

- 12) Adjournment Michael Johnson made a motion to adjourn seconded by Temple Juett. The motion carried unanimously.

13) Resolutions:

- Res#22-066 Waved Ed Davis fee for expungement clinic August 29, 2023
- Res#22-067 Allowed Josh Woodrum to pay monthly membership after previous default on his account.
- Res#22-068 Change lifeguard uniform policy allowing the choice to wear shorts or T-shirts over a swimsuit.
- Res#22-069 Allow \$37.50 to be credited to lottery field participants who were displaced during their contracted time.
- Res#22-070 Approved Conley Family fundraiser and Hero's Day donations.
- Res#22-071 Approved Alpha Performance Volleyball to be Parks and Recreations Volleyball recreation league and fall under our umbrella.
- Res#22-072 Approved 2023-2024 Budget
- Res#22-073 Approved short list of director goals and objectives.
- Res#22-074 Approved school contract for 2023-2024.
- Res#22-075 Approved changes to Organized Sports Agreement

Georgetown-Scott County Parks and Recreation Unpaid Bills Detail As of July 17, 2023

	Date	Memo	Account	Debit	Credit
American Red Cross					
	06/30/2023		2000 · Accounts Payable		126.00
	06/30/2023	Qty:3 Lifeguard Blended Learning Courses	8094 · Pavilion - Aquatics Supplies	126.00	
	06/30/2023		2000 · Accounts Payable		336.00
	06/30/2023	Qty:7 Lifeguard Blended Learning Course	8094 · Pavilion - Aquatics Supplies	294.00	
	06/30/2023	Qty:1 Lifeguard Review	8094 · Pavilion - Aquatics Supplies	42.00	
	06/30/2023		2000 · Accounts Payable		1,068.00
	06/30/2023	Qty:18 Adult/Pediatric First Aid,CPR,AED,Etc.	8094 · Pavilion - Aquatics Supplies	648.00	
	06/30/2023	Qty:4 Lifeguard Review Course	8094 · Pavilion - Aquatics Supplies	168.00	
	06/30/2023	Qty:6 Lifeguard Blended Learning Course	8094 · Pavilion - Aquatics Supplies	252.00	
	06/30/2023		2000 · Accounts Payable		126.00
	06/30/2023	Qty: 3 Lifeguard Blended Learning Courses	8094 · Pavilion - Aquatics Supplies	126.00	
Total American Red Cross				1,656.00	1,656.00
American Welding & Gas					
	06/30/2023		2000 · Accounts Payable		386.42
	06/30/2023	DLX Ironworker Torch Kit for Shop	4810 · Supplies	386.42	
	06/30/2023		2000 · Accounts Payable		109.20
	06/30/2023	1/4 x 50 Twin Hose for Cutting Torch for Shop	4810 · Supplies	109.20	
Total American Welding & Gas				495.62	495.62
Arts Rental Equipment					
	06/30/2023		2000 · Accounts Payable		590.00
	06/30/2023	Scissor Lift Rental for Pool Lights Repair	8074 · Pavilion - Supp., Serv., Repair	590.00	
Total Arts Rental Equipment				590.00	590.00
ASCAP					
	07/01/2023		2000 · Accounts Payable		506.71
	07/01/2023	Dance Music Licensing	8085 · Pavilion - Dance/Gym Supplies	253.36	
	07/01/2023	Fitness Music Licensing	8098 · Pavilion - Child Care Supplies	253.35	

Georgetown-Scott County Parks and Recreation Unpaid Bills Detail As of July 17, 2023

	Date	Memo	Account	Debit	Credit
Total ASCAP				506.71	506.71
Bluegrass Ballfield Products LLC					
	06/30/2023		2000 · Accounts Payable		1,759.00
	06/30/2023	Bases, Mounds, Plates, Mound Clay for Youth Softball	4810 · Supplies	1,759.00	
Total Bluegrass Ballfield Products LLC				1,759.00	1,759.00
Bluegrass Business Health					
	06/30/2023		2000 · Accounts Payable		585.00
	06/30/2023	Qty: 15 New Hire Drug Screenings	4130 · Drug Testing	585.00	
Total Bluegrass Business Health				585.00	585.00
Brandstetter Carroll, Inc.					
	06/30/2023		2000 · Accounts Payable		15,300.00
	06/30/2023	Comprehensive Masterplan Payment Plan	4880 · Capital Expenditures	15,300.00	
Total Brandstetter Carroll, Inc.				15,300.00	15,300.00
Brenntag Mid-South, Inc.					
	06/30/2023		2000 · Accounts Payable		972.47
	06/30/2023	Hydrochloric Acid/ Sodium Bicarbonate for Pav	8094 · Pavilion - Aquatics Supplies	972.47	
	06/30/2023		2000 · Accounts Payable		1,238.01
	06/30/2023	Hydrochloric Acid/Sodium Bicarbonate for SFAC	5140 · SFAC Pool Supplies/Chemicals	1,238.01	
	07/01/2023		2000 · Accounts Payable		1,994.93
	07/01/2023	Hydrochloric Acid & Sodium Bicarbonate for SFAC	5140 · SFAC Pool Supplies/Chemicals	1,994.93	
Total Brenntag Mid-South, Inc.				4,205.41	4,205.41
Cincinnati Zoo & Botanical Garden					
	06/30/2023		2000 · Accounts Payable		1,456.00
	06/30/2023	KidzWorld Zoo Field Trip Admission 6/30/23	6490 · Kidzworld Supplies	1,456.00	

Georgetown-Scott County Parks and Recreation
Unpaid Bills Detail
As of July 17, 2023

	Date	Memo	Account	Debit	Credit
Total Cincinnati Zoo & Botanical Garden				1,456.00	1,456.00
City of Georgetown					
	06/30/2023		2000 · Accounts Payable		10,776.68
	06/30/2023	Jan-March Netgain & Microsoft Payments	4280 · Professional Fees	10,776.68	
Total City of Georgetown				10,776.68	10,776.68
CivicPlus LLC					
	07/01/2023		2000 · Accounts Payable		22,491.00
	07/01/2023	Civic Rec Annual Software Renewal Fees	4280 · Professional Fees	22,491.00	
Total CivicPlus LLC				22,491.00	22,491.00
Combs Welding					
	06/30/2023		2000 · Accounts Payable		425.00
	06/30/2023	ED Davis Basketball Goal Repair	9320 · ED - Supplies, Serv., Repair	425.00	
	06/30/2023		2000 · Accounts Payable		1,645.00
	06/30/2023	TBW-180 Mower Major Repairs	4690 · Equipment Maintenance and Parts	1,645.00	
	07/01/2023		2000 · Accounts Payable		940.00
	07/01/2023	Labor w/ Repairs to Batwing Mower	4690 · Equipment Maintenance and Parts	940.00	
Total Combs Welding				3,010.00	3,010.00
Comfort & Process Solutions					
	06/30/2023		2000 · Accounts Payable		139,419.47
	06/30/2023	7th Billing of Pavilion Air Handling Repairs	4880 · Capital Expenditures	139,419.47	
	06/30/2023		2000 · Accounts Payable		1,930.00
	06/30/2023	Quarterly PM on 4 Aaon & Desert Air Units	8074 · Pavilion - Supp., Serv., Repair	1,930.00	
	06/30/2023		2000 · Accounts Payable		469.18
	06/30/2023	SFAC Service & Backflow Repairs	5200 · SFAC Pool Supplies/Maintenance	469.18	

Georgetown-Scott County Parks and Recreation Unpaid Bills Detail As of July 17, 2023

	Date	Memo	Account	Debit	Credit
Total Comfort & Process Solutions				141,818.65	141,818.65
Cooper Wholesale Inc.					675.04
	06/30/2023		2000 · Accounts Payable		675.04
	06/30/2023	Maintenance Supplies: Bio Con, SOF Cling, Etc.	8074 · Pavilion - Supp., Serv., Repair	254.60	
	06/30/2023	Supplies: T Paper, Vinyl Gloves & Paper Towels	8074 · Pavilion - Supp., Serv., Repair	420.44	
Total Cooper Wholesale Inc.				675.04	675.04
D-C Elevator Company, Inc.					110.77
	07/01/2023		2000 · Accounts Payable		110.77
	07/01/2023	July Elevator Scheduled PM Maintenance	8074 · Pavilion - Supp., Serv., Repair	110.77	
Total D-C Elevator Company, Inc.				110.77	110.77
D & R Metal Fab					180.00
	06/30/2023		2000 · Accounts Payable		180.00
	06/30/2023	Wheel Repair on Electric Door @ Royal Springs Pk.	4810 · Supplies	180.00	
Total D & R Metal Fab				180.00	180.00
Emergency Monitoring Svc. Inc.					1,550.00
	06/30/2023		2000 · Accounts Payable		1,550.00
	06/30/2023	Annual Fire & Burglar Alarm Monitoring for Pavilion	8074 · Pavilion - Supp., Serv., Repair	810.00	
	06/30/2023	Annual Fire & Burglar Alarm Monitoring for Ed Davis	9230 · ED - Office Supplies	740.00	
Total Emergency Monitoring Svc. Inc.				1,550.00	1,550.00
Equipment Sales and Rentals					181.52
	06/30/2023		2000 · Accounts Payable		181.52
	06/30/2023	Flat Free Tire Assy, Bolt & Caster Sleeve	4690 · Equipment Maintenance and Parts	181.52	
Total Equipment Sales and Rentals				181.52	181.52

Georgetown-Scott County Parks and Recreation Unpaid Bills Detail As of July 17, 2023

	Date	Memo	Account	Debit	Credit
Georgetown Advantage Air LLC					
	06/30/2023		2000 · Accounts Payable		9,200.00
	06/30/2023	Pavilion Green Room HVAC Repairs	8074 · Pavilion - Supp., Serv., Repair	9,200.00	
Total Georgetown Advantage Air LLC				9,200.00	9,200.00
Georgetown Kiwanis Club					
	07/01/2023	Courtlyn Ledesma Membership Dues	2000 · Accounts Payable		461.00
	07/01/2023	Annual Membership Dues for Courtlyn Ledesma	4360 · Continuing Education	461.00	
Total Georgetown Kiwanis Club				461.00	461.00
Global Supply & Floor Equipment					
	06/30/2023		2000 · Accounts Payable		104.00
	06/30/2023	Front & Back Blade For Floor Machine	8074 · Pavilion - Supp., Serv., Repair	104.00	
	06/30/2023		2000 · Accounts Payable		108.00
	06/30/2023	Qty:2 4 Liters of Hair/Body Combo Wash	8074 · Pavilion - Supp., Serv., Repair	108.00	
	06/30/2023		2000 · Accounts Payable		68.00
	06/30/2023	Toilet Paper & Paper Towels	4810 · Supplies	68.00	
	07/01/2023		2000 · Accounts Payable		343.60
	07/01/2023	Laser Printer Ink Admin Offices	4270 · Office Supplies and Equipment	85.90	
	07/01/2023	Laser Printer Ink Aquatics Office	8094 · Pavilion - Aquatics Supplies	85.90	
	07/01/2023	Laser Printer Ink Ed Davis Office	9230 · ED - Office Supplies	85.90	
	07/01/2023	Laser Printer Ink Marketing Office	4300 · Advertising, Print., Marketing	85.90	
	07/01/2023		2000 · Accounts Payable		576.00
	07/01/2023	Copier Paper for Admin Offices	4270 · Office Supplies and Equipment	201.60	
	07/01/2023	Copier Paper for Pavilion Offices	4270 · Office Supplies and Equipment	86.40	
	07/01/2023	Copier Paper for Marketing Offices	4300 · Advertising, Print., Marketing	28.80	
	07/01/2023	Copier Paper for ED Offices & KidsWorld Program	9230 · ED - Office Supplies	259.20	
Total Global Supply & Floor Equipment				1,199.60	1,199.60

Georgetown-Scott County Parks and Recreation Unpaid Bills Detail As of July 17, 2023

	Date	Memo	Account	Debit	Credit
Hillyard					
	06/30/2023		2000 · Accounts Payable		84.56
	06/30/2023	Top Clean & Non-Acid Restroom Cleaner	8074 · Pavilion - Supp., Serv., Repair	84.56	
	06/30/2023		2000 · Accounts Payable		338.22
	06/30/2023	Top Clean & Non-Acid Restroom Cleaner	8074 · Pavilion - Supp., Serv., Repair	338.22	
Total Hillyard				422.78	422.78
Identisys Inc.					
	06/30/2023		2000 · Accounts Payable		3,180.91
	06/30/2023	Zebra Printer, Warranty & Installation	4270 · Office Supplies and Equipment	3,180.91	
Total Identisys Inc.				3,180.91	3,180.91
Integrated Protection Services					
	06/30/2023		2000 · Accounts Payable		1,400.00
	06/30/2023	Equipment for Fire Alarm System	9320 · ED - Supplies, Serv., Repair	1,400.00	
	07/01/2023		2000 · Accounts Payable		6,229.18
	07/01/2023	Ed Davis Fire Alarm Equipment, Labor & Installation	9320 · ED - Supplies, Serv., Repair	6,229.18	
Total Integrated Protection Services				7,629.18	7,629.18
Johnson Controls Fire Protection					
	06/30/2023		2000 · Accounts Payable		511.53
	06/30/2023	Annual Inspections of 5 Backflows	8074 · Pavilion - Supp., Serv., Repair	511.53	
Total Johnson Controls Fire Protection				511.53	511.53
Kentucky Motor of Gtown					
	06/30/2023		2000 · Accounts Payable		48.33
	06/30/2023	Oil Filter for Unit #15	4660 · Vehicle Maintenance and Parts	8.31	
	06/30/2023	Oil for Unit #15	4780 · Fuel and Oil	40.02	
Total Kentucky Motor of Gtown				48.33	48.33

Georgetown-Scott County Parks and Recreation Unpaid Bills Detail As of July 17, 2023

	Date	Memo	Account	Debit	Credit	
Kentucky Portable Toilets	06/30/2023		2000 · Accounts Payable		295.00	
	06/30/2023	Portable Toilet Rentals for Archery Tournament	4810 · Supplies	295.00		
	06/30/2023		2000 · Accounts Payable		2,580.00	
	06/30/2023	Brooking Park	4810 · Supplies	385.00		
	06/30/2023	Cardome Park	4810 · Supplies	85.00		
	06/30/2023	Scott County Park	4810 · Supplies	170.00		
	06/30/2023	Great Crossing Park	4810 · Supplies	170.00		
	06/30/2023	Lisle Road Soccer Complex	4810 · Supplies	1,170.00		
	06/30/2023	Horseshoe Pit	4810 · Supplies	85.00		
	06/30/2023	Marshall Park	4810 · Supplies	300.00		
	06/30/2023	Oxford Park	4810 · Supplies	85.00		
	06/30/2023	Pavilion Park	4810 · Supplies	130.00		
				2,875.00	2,875.00	
	Total Kentucky Portable Toilets					
	Kentucky Utilities Company	06/30/2023		2000 · Accounts Payable		623.23
06/30/2023		Na Marshall Park Dr. Pl Electric Usage	4570 · Marshall Park	623.23		
06/30/2023			2000 · Accounts Payable		103.18	
06/30/2023		1965 Oxford Dr/Oxford Park Electric Usage	4630 · Oxford Road Park	103.18		
06/30/2023			2000 · Accounts Payable		181.58	
06/30/2023		900 Marshall Park Dr. Field #1 Electric Usage	4570 · Marshall Park	181.58		
06/30/2023			2000 · Accounts Payable		15,840.92	
06/30/2023		140 Pavilion Dr. (96%) Electric Usage	8068 · Pavilion - Kentucky Utilities	15,207.28		
06/30/2023		140 Pavilion Dr. (4%) Admini/Parks Electric Usage	8068 · Pavilion - Kentucky Utilities	633.64		
06/30/2023			2000 · Accounts Payable		54.40	
06/30/2023		Na Airport Rd. Field #2 Electric Usage	4570 · Marshall Park	54.40		
06/30/2023			2000 · Accounts Payable		100.07	
06/30/2023		1080 Cincinnati Rd. Ballfield Electric Usage	4600 · Scott County Park	100.07		

Georgetown-Scott County Parks and Recreation Unpaid Bills Detail As of July 17, 2023

Date	Memo	Account	Debit	Credit
06/30/2023		2000 · Accounts Payable		45.02
06/30/2023	599 Lisle Rd. Scr Gate Electric Usage	4810 · Supplies	45.02	
06/30/2023		2000 · Accounts Payable		9,057.64
06/30/2023	200 Airport Rd. Aquatic Electric Usage	5020 · SFAC Kentucky Utilities	9,057.64	
06/30/2023		2000 · Accounts Payable		154.97
06/30/2023	201 Airport Rd Conc. Electric Usage	4570 · Marshall Park	154.97	
06/30/2023		2000 · Accounts Payable		77.96
06/30/2023	201 Airport Rd. Field #4 Electric Usage	4570 · Marshall Park	77.96	
06/30/2023		2000 · Accounts Payable		227.63
06/30/2023	201 Airport Rd. Conc. Stand Electric Usage	4570 · Marshall Park	227.63	
06/30/2023		2000 · Accounts Payable		72.68
06/30/2023	Na Airport Rd. Field #3 Electric Usage	4570 · Marshall Park	72.68	
06/30/2023		2000 · Accounts Payable		72.97
06/30/2023	201 Airport Rd. Field #5 Electric Usage	4570 · Marshall Park	72.97	
06/30/2023		2000 · Accounts Payable		243.90
06/30/2023	Na Chambers Ave. Electric Usage	4540 · Ed Davis Park	243.90	
06/30/2023		2000 · Accounts Payable		44.31
06/30/2023	227 Markham Dr. Horseshoe Pit Electric Usage	4510 · Suffoletta Park	44.31	
	Total Kentucky Utilities Company		26,900.46	26,900.46
	Lowe's Home Centers Inc.			
06/30/2023		2000 · Accounts Payable		1,394.07
06/30/2023	Brooking Pk. Electrical Supplies for Fairgrounds	4810 · Supplies	239.13	
06/30/2023	Tools for Concession Bldg.	4810 · Supplies	50.30	
06/30/2023	Fair Supp.: Caution Tape, Channel Locks, Cable Ties, Etc.	4810 · Supplies	195.37	
06/30/2023	Fairground Supp.: Receptacle Covers, Filler Plates, Etc.	4810 · Supplies	30.16	
06/30/2023	Paint for Trailer & Barn/Shop Cleaning Supplies	4810 · Supplies	306.30	
06/30/2023	Misc. Tools, Screws, Etc. for Skate Park Repair	8074 · Pavilion - Supp., Serv., Repair	527.98	
06/30/2023	3 Pack Master Locks/4th of July Supplies	8074 · Pavilion - Supp., Serv., Repair	44.83	
	Total Lowe's Home Centers Inc.		1,394.07	1,394.07

Georgetown-Scott County Parks and Recreation Unpaid Bills Detail As of July 17, 2023

	Date	Memo	Account	Debit	Credit
Meade Tractor					
	06/30/2023		2000 · Accounts Payable		464.54
	06/30/2023	Wheel Hub Axel for Batwing Mower	4690 · Equipment Maintenance and Parts	464.54	
	06/30/2023		2000 · Accounts Payable		80.19
	06/30/2023	Z 950M Mower Blades	4690 · Equipment Maintenance and Parts	80.19	
Total Meade Tractor				544.73	544.73
MLS Powersports LLC					
	06/30/2023		2000 · Accounts Payable		213.59
	06/30/2023	Scag Mower Parts	4690 · Equipment Maintenance and Parts	213.59	
	06/30/2023		2000 · Accounts Payable		111.26
	06/30/2023	Scag Mower Parts	4690 · Equipment Maintenance and Parts	111.26	
Total MLS Powersports LLC				324.85	324.85
Napa Auto Parts					
	06/30/2023		2000 · Accounts Payable		83.97
	06/30/2023	Qty:3 16.5oz Cans of Oil for Shop	4780 · Fuel and Oil	83.97	
Total Napa Auto Parts				83.97	83.97
Netgain Technologies, Inc.					
	06/30/2023		2000 · Accounts Payable		4,522.50
	06/30/2023	Wireless Update	4270 · Office Supplies and Equipment	4,522.50	
Total Netgain Technologies, Inc.				4,522.50	4,522.50
Photography Options LLC					
	06/30/2023		2000 · Accounts Payable		120.00
	06/30/2023	Website Virtual Tour Hosting	4300 · Advertising, Print., Marketing	120.00	

**Georgetown-Scott County Parks and Recreation
Unpaid Bills Detail
As of July 17, 2023**

	Date	Memo	Account	Debit	Credit
Total Photography Options LLC				120.00	120.00
Pitney Bowes Global Financial Svcs					
	06/30/2023		2000 · Accounts Payable		308.22
	06/30/2023	April-July Stamp Machine Leasing	4270 · Office Supplies and Equipment	308.22	
Total Pitney Bowes Global Financial Svcs				308.22	308.22
Prestige Marketing LLC					
	06/30/2023		2000 · Accounts Payable		425.00
	06/30/2023	Football Calendar Ad Spot w/ Radio Mentions	4300 · Advertising, Print., Marketing	425.00	
Total Prestige Marketing LLC				425.00	425.00
Recreonics Corporation					
	06/30/2023		2000 · Accounts Payable		177.50
	06/30/2023	Freight Charges Missed From Previous Bill	8074 · Pavilion - Supp., Serv., Repair	177.50	
	06/30/2023		2000 · Accounts Payable		190.55
	06/30/2023	Ropes, Clamp Style Ropes w/ Hooks, Shipping	5140 · SFAC Pool Supplies/Chemicals	190.55	
Total Recreonics Corporation				368.05	368.05
Scott Co. Board of Education					
	06/30/2023		2000 · Accounts Payable		1,116.38
	06/30/2023	Bus Fees for KidzWorld Trip to Gattitown	6500 · Kidzworld-Transportation	1,116.38	
	06/30/2023		2000 · Accounts Payable		2,692.83
	06/30/2023	KidzWorld Field Trip To Cincinnati Zoo 6/23/23	6500 · Kidzworld-Transportation	2,692.83	
	06/30/2023		2000 · Accounts Payable		1,286.36
	06/30/2023	KidzWorld Field Trip Transportation to Salato Wildlife	6500 · Kidzworld-Transportation	1,286.36	
Total Scott Co. Board of Education				5,095.57	5,095.57

Georgetown-Scott County Parks and Recreation
Unpaid Bills Detail
As of July 17, 2023

	Date	Memo	Account	Debit	Credit
Southern States					
	06/30/2023		2000 · Accounts Payable		3,214.74
	06/30/2023	Outdoor Maintenance Vehicle Fuel	4780 · Fuel and Oil	1,280.15	
	06/30/2023	Outdoor Maintenance Mower/Equipment Fuel	4780 · Fuel and Oil	780.46	
	06/30/2023	Outdoor Maintenance Fuel Tank Fuel	4780 · Fuel and Oil	555.12	
	06/30/2023	Facility Maintenance Vehicle Fuel	4780 · Fuel and Oil	540.08	
	06/30/2023	Facility Maintenance Mower Fuel	4780 · Fuel and Oil	58.93	
Total Southern States				3,214.74	3,214.74
Sports Connection					
	06/30/2023		2000 · Accounts Payable		2,080.00
	06/30/2023	EDLC Assist Basketball League Jerseys	9400 · ED-Prog., Event, Supplies&Equip	2,080.00	
Total Sports Connection				2,080.00	2,080.00
Swank Motion Pictures Inc.					
	07/01/2023		2000 · Accounts Payable		510.00
	07/01/2023	SFAC MIP Showing of The Grinch	6850 · New Prog/Sp Events Supplies	510.00	
Total Swank Motion Pictures Inc.				510.00	510.00
Swim Pro Supply					
	06/30/2023		2000 · Accounts Payable		934.80
	06/30/2023	260 Units of C Liquid Chlorine/Shipping	5140 · SFAC Pool Supplies/Chemicals	934.80	
	06/30/2023		2000 · Accounts Payable		760.80
	06/30/2023	210 Units of C Liquid Chlorine/Shipping	5140 · SFAC Pool Supplies/Chemicals	760.80	
	06/30/2023		2000 · Accounts Payable		1,404.60
	06/30/2023	395 Units of Liquid Chlorine/Shipping	5140 · SFAC Pool Supplies/Chemicals	1,404.60	
	06/30/2023		2000 · Accounts Payable		1,961.40
	06/30/2023	555 Units of C-Liquid Chlorine/Shipping	5140 · SFAC Pool Supplies/Chemicals	1,961.40	
	06/30/2023		2000 · Accounts Payable		900.00
	06/30/2023	256 Units of Liquid Chlorine/Shipping	8094 · Pavilion - Aquatics Supplies	900.00	

Georgetown-Scott County Parks and Recreation Unpaid Bills Detail As of July 17, 2023

	Date	Memo	Account	Debit	Credit
	06/30/2023		2000 · Accounts Payable		621.60
	06/30/2023	170 Units of C-Liquid Chlorine/Shipping	5140 · SFAC Pool Supplies/Chemicals	621.60	
Total Swim Pro Supply				6,583.20	6,583.20
WEDCO					
	06/30/2023		2000 · Accounts Payable		125.00
	06/30/2023	Concessions Permit for Youth Football	4280 · Professional Fees	125.00	
	06/30/2023		2000 · Accounts Payable		125.00
	06/30/2023	Concessions Permit for Youth Softball	4280 · Professional Fees	125.00	
Total WEDCO				250.00	250.00
Whitaker Bank, N.A.					
	06/30/2023		2000 · Accounts Payable		3,227.54
	06/30/2023	Easels for Masterplan OH/Costco Annual Membership	4270 · Office Supplies and Equipment	181.92	
	06/30/2023	CPRP Certification	4280 · Professional Fees	270.00	
	06/30/2023	Couplings for Shop	4810 · Supplies	35.97	
	06/30/2023	SFAC Slide Inspection	5200 · SFAC Pool Supplies/Maintenance	77.21	
	06/30/2023	CAN Background Checks for KidzWorld Counselors	6490 · Kidzworld Supplies	40.00	
	06/30/2023	Theaters of G-town KidzWorld Field Trip	6490 · Kidzworld Supplies	645.00	
	06/30/2023	Salato Fish/Wildlife KidzWorld Field Trip	6490 · Kidzworld Supplies	384.00	
	06/30/2023	Bluegrass Railroad KidzWorld Field Trip	6490 · Kidzworld Supplies	1,272.00	
	06/30/2023	Hero's Day Supplies	6850 · New Prog/Sp Events Supplies	221.40	
	06/30/2023	Food/Supplies for Masterplan Open House	6880 · Miscellaneous	100.04	
Total Whitaker Bank, N.A.				3,227.54	3,227.54
Wiseway					
	06/30/2023		2000 · Accounts Payable		198.60
	06/30/2023	Light Bulbs for Pavilion	8074 · Pavilion - Supp., Serv., Repair	99.30	
	06/30/2023	Light Bulbs for Ed Davis	9320 · ED - Supplies, Serv., Repair	99.30	
	06/30/2023		2000 · Accounts Payable		99.80
	06/30/2023	Qty:4 Lamp Ballast	9320 · ED - Supplies, Serv., Repair	99.80	
Total Wiseway				298.40	298.40

**Georgetown-Scott County Parks and Recreation
Unpaid Bills Detail
As of July 17, 2023**

	Date	Memo	Account	Debit	Credit
Younger Inc. Electrical Service					
	06/30/2023		2000 · Accounts Payable		1,013.00
	06/30/2023	Lights & Switches for Marshall Pk. Storage Building	4810 · Supplies	1,013.00	
	06/30/2023		2000 · Accounts Payable		800.50
	06/30/2023	Breaker for Lights @ Suffoletta Ballfield #2	4810 · Supplies	800.50	
Total Younger Inc. Electrical Service				1,813.50	1,813.50
TOTALS:				290,940.53	290,940.53

**Georgetown-Scott County Parks and Recreation
Paid Bills Detail
As of July 10, 2023**

	Date	Memo	Account	Debit	Credit
Amazon	06/30/2023		2000 · Accounts Payable		43.97
	06/30/2023	Office Accordion Files	4270 · Office Supplies and Equipment	16.98	
	06/30/2023	Power Surge for Fitness Classes	8083 · Pavilion - Aerobics Supplies	26.99	
	06/30/2023		2000 · Accounts Payable		129.48
	06/30/2023	Worx Replacement Batteries/E-Track Hooks/Dog Poop Bags	4810 · Supplies	129.48	
	06/30/2023		2000 · Accounts Payable		21.46
	06/30/2023	Employee Recognition Cards	4270 · Office Supplies and Equipment	21.46	
	06/30/2023		2000 · Accounts Payable		205.46
	06/30/2023	Pavilion Pool Reagents	8094 · Pavilion - Aquatics Supplies	102.73	
	06/30/2023	SFAC Pool Reagents	5140 · SFAC Pool Supplies/Chemicals	102.73	
	06/30/2023		2000 · Accounts Payable		109.79
	06/30/2023	Ink Pens	4270 · Office Supplies and Equipment	10.79	
	06/30/2023	Microphone Headset for Fitness Classes	8100 · Pavilion - Fitness/Wgt Rm Suppl	99.00	
	06/30/2023		2000 · Accounts Payable		712.20
	06/30/2023	Qty:6 Cases Zologic Sanitizing Gym Wipes	8100 · Pavilion - Fitness/Wgt Rm Suppl	712.20	
	06/30/2023		2000 · Accounts Payable		22.78
	06/30/2023	2 Year Office Planner	4270 · Office Supplies and Equipment	22.78	
	06/30/2023		2000 · Accounts Payable		3,399.99
	06/30/2023	Premium Canopy Tent 20X30	4810 · Supplies	3,399.99	
Total Amazon				4,645.13	4,645.13
American Business Systems Inc.					
	06/30/2023		2000 · Accounts Payable		1,420.87
	06/30/2023	Parks Copier Usage Fees	4270 · Office Supplies and Equipment	500.00	
	06/30/2023	Pavilion Copier Usage Fees	4270 · Office Supplies and Equipment	214.50	
	06/30/2023	Ed Davis Copier Usage Fees	9230 · ED - Office Supplies	75.85	
	06/30/2023	Marketing Copier Usage Fees	4300 · Advertising, Print., Marketing	630.52	
Total American Business Systems Inc.				1,420.87	1,420.87

**Georgetown-Scott County Parks and Recreation
Paid Bills Detail
As of July 10, 2023**

	Date	Memo	Account	Debit	Credit
Charter Communications	06/30/2023		2000 · Accounts Payable		77.97
	06/30/2023	325 Louie B Nunn Dr./ Suffoleta Park	4510 · Suffoleta Park	77.97	
	06/30/2023		2000 · Accounts Payable		129.99
	06/30/2023	100 Fairgrounds Rd. Concession Bldg. Cable/Internet	4810 · Supplies	129.99	
	06/30/2023		2000 · Accounts Payable		149.98
	06/30/2023	1240 Cincinnati Rd Maintenance Shop Cable/Internet	4600 · Scott County Park	149.98	
	06/30/2023		2000 · Accounts Payable		149.98
	06/30/2023	200 Airport Rd. SFAC Cable/Internet	5060 · SFAC Center Phone	149.98	
	06/30/2023		2000 · Accounts Payable		235.29
	06/30/2023	151 Ed Davis Ln. Cable/Internet	9315 · ED Internet Service/Cable	235.29	
	06/30/2023		2000 · Accounts Payable		506.99
	06/30/2023	140 Pavilion Dr. Cable/Internet (96%)	8074 · Pavilion - Supp., Serv., Repair	486.71	
	06/30/2023	140 Pavilion Dr. Cable/Internet Admin (4%)	8074 · Pavilion - Supp., Serv., Repair	20.28	
Total Charter Communications				1,250.20	1,250.20
Columbia Gas of Kentucky	05/31/2023		2000 · Accounts Payable		1,486.68
	05/31/2023	140 Pavilion Dr 0030006	8066 · Pavilion - Columbia Gas	1,220.48	
	05/31/2023	Admin 4%	8066 · Pavilion - Columbia Gas	50.86	
	05/31/2023	1240 Cincinnati Rd 0050004	4600 · Scott County Park	89.70	
	05/31/2023	146 Ed Davis Lane 0040005	9311 · ED - Columbia Gas	125.64	
	06/30/2023		2000 · Accounts Payable		86.22
	06/30/2023	146 Ed Davis Ln. Gas Bill	9311 · ED - Columbia Gas	86.22	
	06/30/2023		2000 · Accounts Payable		969.31
	06/30/2023	140 Pavilion Dr. Gas Usage (96%)	8066 · Pavilion - Columbia Gas	930.53	
	06/30/2023	140 Pavilion Dr. Gas Usage / Parks Admin (4%)	8066 · Pavilion - Columbia Gas	38.78	
	06/30/2023		2000 · Accounts Payable		87.09
	06/30/2023	1240 Cincinnati Rd Gas Usage	4600 · Scott County Park	87.09	
Total Columbia Gas of Kentucky				2,629.30	2,629.30

**Georgetown-Scott County Parks and Recreation
Paid Bills Detail
As of July 10, 2023**

	Date	Memo	Account	Debit	Credit
Fuelman					
	06/30/2023		2000 · Accounts Payable		97.68
	06/30/2023	Outdoor Maintenance Fuel	4780 · Fuel and Oil	80.00	
	06/30/2023	KizWorld Fuel	6500 · KidzWorld Transportation	208.34	
	06/30/2023	Fuelman Package Fees	4280 · Professional Fees	59.68	
Total Fuelman				348.02	97.68
Georgetown Municipal Water					
	06/30/2023		2000 · Accounts Payable		5,150.18
	06/30/2023	200 Jacobs Dr /SFAC	5050 · SFAC Georgetown Water	5,150.18	
	06/30/2023		2000 · Accounts Payable		76.32
	06/30/2023	162-165 Scroggins Dr./ Batting Cages	4510 · Suffoletta Park	76.32	
	06/30/2023		2000 · Accounts Payable		25.24
	06/30/2023	Louie B Nunn Dr./ Field #1	4510 · Suffoletta Park	25.24	
	06/30/2023		2000 · Accounts Payable		17.23
	06/30/2023	162-165 Scroggins Dr./ Fields #2 & #4	4510 · Suffoletta Park	17.23	
	06/30/2023		2000 · Accounts Payable		17.23
	06/30/2023	Louie B Nunn Dr./ Field #3	4510 · Suffoletta Park	17.23	
	06/30/2023		2000 · Accounts Payable		30.78
	06/30/2023	162-165 Scroggins Dr./ Picnic Shelter	4510 · Suffoletta Park	30.78	
	06/30/2023		2000 · Accounts Payable		30.78
	06/30/2023	Louie B Nunn Dr./ Concession Stand	4510 · Suffoletta Park	30.78	
	06/30/2023		2000 · Accounts Payable		19.78
	06/30/2023	Horseshoe Pit	4510 · Suffoletta Park	19.78	
	06/30/2023		2000 · Accounts Payable		17.23
	06/30/2023	Royal Springs Park	4650 · Royal Spring Park	17.23	
	06/30/2023		2000 · Accounts Payable		17.23
	06/30/2023	S. Water Street Park	4650 · Royal Spring Park	17.23	
	06/30/2023		2000 · Accounts Payable		110.96
	06/30/2023	151 Ed Davis Lane	9313 · ED - Georgetown Water	110.96	
	06/30/2023		2000 · Accounts Payable		25.23

**Georgetown-Scott County Parks and Recreation
Paid Bills Detail
As of July 10, 2023**

	Date	Memo	Account	Debit	Credit
	06/30/2023	145 Ed Davis Lane	4540 · Ed Davis Park	25.23	
	06/30/2023		2000 · Accounts Payable		16.30
	06/30/2023	1260 Cincinnati Pike	4600 · Scott County Park	16.30	
	06/30/2023		2000 · Accounts Payable		30.78
	06/30/2023	1240 Cincinnati Pike	4600 · Scott County Park	30.78	
	06/30/2023		2000 · Accounts Payable		17.23
	06/30/2023	0 Long Lick Entrance	4600 · Scott County Park	17.23	
	06/30/2023		2000 · Accounts Payable		179.28
	06/30/2023	140 Pavilion DR./ Upstairs & Skate Park (Pavilion 99%)	8070 · Pavilion - Georgetown Water	177.48	
	06/30/2023	140 Pavilion Dr./ Upstairs & Skatepark (Admin 1%)	8070 · Pavilion - Georgetown Water	1.80	
	06/30/2023		2000 · Accounts Payable		4,170.02
	06/30/2023	140 Pavilion Dr. (Pavilion 99%)	8070 · Pavilion - Georgetown Water	4,128.32	
	06/30/2023	140 Pavilion Dr. (Admin 1%)	8070 · Pavilion - Georgetown Water	41.70	
	06/30/2023		2000 · Accounts Payable		75.14
	06/30/2023	Marshall Park Dr.	4570 · Marshall Park	75.14	
	06/30/2023		2000 · Accounts Payable		32.63
	06/30/2023	200 Jacobs Dr./ Parks & Rec	4570 · Marshall Park	32.63	
	06/30/2023		2000 · Accounts Payable		16.25
	06/30/2023	Scott County Park	4600 · Scott County Park	16.25	
Total Georgetown Municipal Water				10,075.82	10,075.82
John Deere Financial					
	06/30/2023		2000 · Accounts Payable		48.12
	06/30/2023	Locks for Dumpsters	4810 · Supplies	29.99	
	06/30/2023	Black/Gold Numbers for 4th of July	8074 · Pavilion - Supp., Serv., Repair	18.13	
Total John Deere Financial				48.12	48.12
Kentucky Utilities Company					
	06/30/2023		2000 · Accounts Payable		325.87
	06/30/2023	NA Louie B Nunn Dr. Ball	4510 · Suffoletta Park	325.87	
	06/30/2023		2000 · Accounts Payable		180.85
	06/30/2023	NA Louie B Nunn Batting Cage	4810 · Supplies	180.85	

**Georgetown-Scott County Parks and Recreation
Paid Bills Detail
As of July 10, 2023**

	Date	Memo	Account	Debit	Credit
	06/30/2023		2000 · Accounts Payable		961.15
	06/30/2023	NA Louie B Nunn Dr./ Suff Park	4510 · Suffoleta Park	961.15	
	06/30/2023		2000 · Accounts Payable		795.17
	06/30/2023	NA Louie B Nunn Dr. Bail/ Suff Park	4510 · Suffoleta Park	795.17	
	06/30/2023		2000 · Accounts Payable		51.09
	06/30/2023	NA Markham Dr./ Suff Park	4510 · Suffoleta Park	51.09	
	06/30/2023		2000 · Accounts Payable		178.45
	06/30/2023	NA Elkhorn Creek PL/ Oser Park	4610 · Oser Landing Park	178.45	
	06/30/2023		2000 · Accounts Payable		405.49
	06/30/2023	151 Ed Davis Lane	9312 · ED - Kentucky Utilities	405.49	
Total Kentucky Utilities Company				2,898.07	2,898.07
Netgain Technologies, Inc.					
	06/30/2023		2000 · Accounts Payable		2,088.83
	06/30/2023	Qty:2 Laptops for SFAC, Support & Shipping	4270 · Office Supplies and Equipment	2,088.83	
Total Netgain Technologies, Inc.				2,088.83	2,088.83
Nextiva Inc.					
	06/30/2023		2000 · Accounts Payable		952.96
	06/30/2023	Pavilion Office Phone Usage Fees	4240 · Office Phone	599.34	
	06/30/2023	Pavilion Admin 4% Office Phones Usage Fees	4240 · Office Phone	24.98	
	06/30/2023	SFAC Office Phone Usage Fees	5060 · SFAC Center Phone	64.32	
	06/30/2023	Outdoor Maintenance Bldg. Office Phone Usage Fees	4600 · Scott County Park	64.32	
	06/30/2023	EDLC Office Phone Usage Fees	9310 · ED - Telephone	200.00	
Total Nextiva Inc.				952.96	952.96
Republic Services Inc.					
	06/30/2023		2000 · Accounts Payable		4,349.05
	06/30/2023	Pavilion Tash Removal Services	8074 · Pavilion - Supp., Serv., Repair	461.53	
	06/30/2023	SFAC Trash Removal Services	8074 · Pavilion - Supp., Serv., Repair	1,114.09	
	06/30/2023	Outdoor Maintenance Trash Removal Services	8074 · Pavilion - Supp., Serv., Repair	1,986.21	
	06/30/2023	Marshall Park Conley Softball Tournament Trash Removal	8074 · Pavilion - Supp., Serv., Repair	787.22	
Total Republic Services Inc.				4,349.05	4,349.05

**Georgetown-Scott County Parks and Recreation
Paid Bills Detail
As of July 10, 2023**

	Date	Memo	Account	Debit	Credit
Verizon Wireless	06/30/2023		2000 · Accounts Payable		1,008.33
	06/30/2023	Facility Maintenance Salary/F-time Cell Phone Usage	4750 · Cell phones	197.32	
	06/30/2023	Outdoor Maintenance Salary/F-Time Cell Phone Usage	4750 · Cell phones	295.98	
	06/30/2023	Administration Salary/F-time Cell Phone Usage	4750 · Cell phones	249.00	
	06/30/2023	Aquatics Mgmt. Cell Phone Usage	4750 · Cell phones	98.66	
	06/30/2023	Ed Davis Mgr. Cell Phone Usage	4750 · Cell phones	49.33	
	06/30/2023	Pavilion Rec. Mgr. Cell Phone Usage	4750 · Cell phones	49.33	
	06/30/2023	Hot Spots for Pavilion Events	6850 · New Prog/Sp Events Supplies	68.71	
Total Verizon Wireless				1,008.33	1,008.33
Wal-Mart	06/30/2023		2000 · Accounts Payable		594.29
	06/30/2023	SFAC Computer Hardware	5140 · SFAC Pool Supplies/Chemicals	182.48	
	06/30/2023	Food for Lottery Meeting	6880 · Miscellaneous	34.10	
	06/30/2023	Projector for CPR Training	8094 · Pavilion - Aquatics Supplies	99.00	
	06/30/2023	Fitness Class Supplies, Tarps & Flat Bungee Mats	8100 · Pavilion - Fitness/Mgt Rm Suppl	70.53	
	06/30/2023	SFAC Hero's Day Event Supplies	5140 · SFAC Pool Supplies/Chemicals	208.18	
Total Wal-Mart				594.29	594.29
TOTALS:				32,308.99	32,058.65

**Georgetown-Scott County Parks and Recreation
Added Bills Detail Report
As of July 17, 2023**

	Date	Memo	Account	Debit	Credit
Asian World of Martial Arts, Inc.					
	07/01/2023		2000 · Accounts Payable		50.26
	07/01/2023	Martial Arts Belts	8081 · Pavilion - Gym Program Supplies	50.26	
Total Asian World of Martial Arts, Inc.				50.26	50.26
Personal Style					
	07/03/2023	Session #2 Extra Camp Shirts	2000 · Accounts Payable		540.00
	07/03/2023	Qty: 30 KidzWorld Camper Field Trip Shirts/Session #2	6490 · Kidzworld Supplies	240.00	
	07/03/2023	Qty:30 KidzWorld Camper Swim Shirts/ Session #2	6490 · Kidzworld Supplies	300.00	
Total Personal Style				540.00	540.00
Sherwin Williams					
	06/30/2023		2000 · Accounts Payable		15.26
	06/30/2023	Lids/Buckets for Kim's Soil Samples	8074 · Pavilion - Supp., Serv., Repair	15.26	
Total Sherwin Williams				15.26	15.26
Swank Motion Pictures Inc.					
	07/01/2023		2000 · Accounts Payable		510.00
	07/01/2023	MIP @ SFAC showing The Bad Guys 7-21-23	6850 · New Prog/Sp Events Supplies	510.00	
Total Swank Motion Pictures Inc.				510.00	510.00
TOTALS:				1,115.52	1,115.52

Georgetown-Scott County Parks and Recreation Financial Statement June 2023

Accounts	Income				
	June Income 2023	YTD Income 2023	Budget	Balance	% of Budget
3030 · City Funds	104,583.43	1,254,999.99	1,255,000.00	-0.01	100.0%
3060 · County Funds	313,750.00	1,255,000.00	1,255,000.00	0.00	100.0%
3150 · Pool Income	68,783.96	162,895.99	258,000.00	-95,104.01	63.14%
3180 · Horse Park Pool	0.00	41,044.50	57,700.00	-16,655.50	71.13%
3260 · Pool Concessions- Contract	0.00	1,487.17	5,000.00	-3,512.83	29.74%
3400 · Kidzworld Income	40,627.23	155,311.56	105,000.00	50,311.56	147.92%
3430 · Fun Express Income	-400.00	6,945.00	10,000.00	-3,055.00	69.45%
3470 · KLC Safety Grant	0.00	2,633.00	3,000.00	-367.00	87.77%
3500 · Facility Rental Income	11,571.00	45,191.25	36,500.00	8,691.25	123.81%
3710 · Special Events Income	158.80	5,598.10	5,000.00	598.10	111.96%
3720 · Private Donations	0.00	6.00	2,500.00	-2,494.00	0.24%
3730 · New Programs Income	0.00	2,000.00	5,000.00	-3,000.00	40.0%
3750 · Miscellaneous Income	57.00	216.55	300.00	-83.45	72.18%
8014 · Pavilion - 20 V Passes	1,361.00	23,018.92	30,000.00	-6,981.08	76.73%
8015 · Pavilion - Daily Passes	25,821.10	209,169.54	164,000.00	45,169.54	127.54%
8016 · Pavilion - Annual Pass	28,874.88	310,631.61	220,000.00	90,631.61	141.2%
8017 · Pavilion - 6 Month Pass	1,211.00	12,710.81	22,000.00	-9,289.19	57.78%
8018 · Pavilion - Aquatics Programs	3,427.42	23,693.02	50,000.00	-26,306.98	47.39%
8020 · Pavilion Gymnasium Programs	840.00	17,716.65	20,000.00	-2,283.35	88.58%
8022 · Pavilion - Dance/Gymnastics Pro	0.00	107,084.96	114,000.00	-6,915.04	93.93%
8023 · Costumes	0.00	602.00	0.00	602.00	100.0%
8024 · Pavilion - Aerobics Programs	531.00	9,626.50	15,000.00	-5,373.50	64.18%
8026 · Pavilion - Camps/Childrens Act.	0.00	0.00	3,000.00	-3,000.00	0.0%
8028 · Pavilion - Special Events	0.00	403.36	5,000.00	-4,596.64	8.07%
8030 · Pavilion - Child Care	0.00	240.00	350.00	-110.00	68.57%
8032 · Pavilion - Facility Rental	1,800.00	31,678.00	45,000.00	-13,322.00	70.4%
8034 · Pavilion - Concession/Vending	1,179.94	10,608.93	10,000.00	608.93	106.09%
8035 · Gift Certificates	0.00	535.00	0.00	535.00	100.0%
8036 · Pavilion - Miscellaneous	13.00	80.00	500.00	-420.00	16.0%
Total Income	604,190.76	3,691,128.41	3,696,850.00	-5,721.59	99.85%

**Georgetown-Scott County Parks and Recreation
Financial Statement
June 2023**

2:46 PM
07/17/23
Accrual Basis

Accounts	Expense					% of Budget
	June Expense 2023	YTD Expense 2023	Budget	Balance		
4030 · ADMINISTRATIVE SALARIES - FT	15,872.10	209,767.27	300,000.00	90,232.73		69.92%
4060 · Employer FICA Tax	15,124.99	123,497.63	130,000.00	6,502.37		95.0%
4090 · Unemployment Insurance	398.92	2,811.79	17,500.00	14,688.21		16.07%
4120 · Workers Compensation	0.00	41,061.73	59,000.00	17,938.27		69.6%
4130 · Drug Testing	585.00	4,665.00	5,000.00	335.00		93.3%
4150 · Employers Retirement	18,766.86	216,193.99	218,000.00	1,806.01		99.17%
4180 · Health Insurance	22,645.65	250,631.55	290,000.00	39,368.45		86.43%
4200 · Staff Uniforms	0.00	1,131.75	3,000.00	1,868.25		37.73%
4201 · REC. MANAGERS SALARIES - FT	7,170.37	87,505.66	153,000.00	65,494.34		57.19%
4202 · PAV. OPERATIONS SALARIES - PT	17,156.86	205,179.32	185,400.00	-19,779.32		110.67%
4240 · Office Phone	624.32	7,375.35	1,800.00	-5,575.35		409.74%
4260 · Equipment rental	0.00	537.18	4,000.00	3,462.82		13.43%
4270 · Office Supplies and Equipment	18,478.04	102,226.63	46,000.00	-56,226.63		222.23%
4280 · Professional Fees	11,356.36	38,435.80	25,000.00	-13,435.80		153.74%
4300 · Advertising, Print, Marketing	1,596.72	22,681.62	25,000.00	2,318.38		90.73%
4320 · Technology Support	0.00	57,078.88	40,000.00	-17,078.88		142.7%
4360 · Continuing Education	0.00	10,462.18	11,000.00	537.82		95.11%
4370 · Liability, Equipment Insurance	0.00	78,734.14	94,000.00	15,265.86		83.76%
4390 · Travel Expense	0.00	1,344.04	7,000.00	5,655.96		19.2%
4450 · PARKS MAINT. SALARIES - FT	14,006.24	183,673.78	258,000.00	74,326.22		71.19%
4460 · PARKS MAINT. HOURLY - PT	4,054.33	11,252.59	80,000.00	68,747.41		14.07%
4470 · FACILITY MAINT. SALARIES - PT	4,940.90	66,290.17	70,000.00	3,709.83		94.7%
4480 · FACILITY MAINT. SALARIES - FT	9,440.93	121,557.89	190,000.00	68,442.11		63.98%
4490 · 4490 - FAC. MAINT. SALARY - FT	0.00	0.00	0.00	0.00		0.0%
4509 · Trail Maintenance	0.00	0.00	5,000.00	5,000.00		0.0%
4510 · Suffoletta Park	3,620.78	15,900.29	12,500.00	-3,400.29		127.2%
4520 · Skate Park	0.00	0.00	5,000.00	5,000.00		0.0%
4540 · Ed Davis Park	951.00	7,228.45	6,000.00	-1,228.45		120.47%
4570 · Marshall Park	5,032.39	29,765.60	16,000.00	-13,765.60		186.04%
4600 · Scott County Park	1,411.87	30,541.44	13,000.00	-17,541.44		234.93%
4610 · Oser Landing Park	356.90	2,510.14	5,000.00	2,489.86		50.2%
4630 · Oxford Road Park	206.42	1,351.50	2,000.00	648.50		67.58%

**Georgetown-Scott County Parks and Recreation
Financial Statement
June 2023**

2:46 PM
07/17/23
Accrual Basis

Accounts	June Expense 2023	YTD Expense 2023	Budget	Balance	% of Budget
4640 · Great Crossing Park	0.00	0.00	12,500.00	12,500.00	0.0%
4650 · Royal Spring Park	34.46	358.88	5,500.00	5,141.12	6.53%
4660 · Vehicle Maintenance and Parts	8.31	10,629.91	12,500.00	1,870.09	85.04%
4690 · Equipment Maintenance and Parts	2,696.10	13,577.19	13,000.00	-577.19	104.44%
4750 · Cell phones	939.62	10,434.89	12,000.00	1,565.11	86.96%
4780 · Fuel and Oil	3,168.39	36,454.97	33,000.00	-3,454.97	110.47%
4810 · Supplies	13,802.96	120,065.59	78,000.00	-42,065.59	153.93%
4850 · Parks Equipment	0.00	0.00	3,500.00	3,500.00	0.0%
4930 · SUFFOLETTA POOL SALARIES	18,396.18	86,075.31	107,200.00	21,124.69	80.29%
5000 · HORSE PARK LG HOURS	8,319.91	32,050.62	33,500.00	1,449.38	95.67%
5020 · SFAC Kentucky Utilities	11,349.96	54,401.58	35,000.00	-19,401.58	155.43%
5050 · SFAC Georgetown Water	5,150.18	25,937.07	27,000.00	1,062.93	96.06%
5060 · SFAC Center Phone	214.30	3,385.71	3,700.00	314.29	91.51%
5140 · SFAC Pool Supplies/Chemicals	10,897.81	53,363.12	33,000.00	-20,363.12	161.71%
5200 · SFAC Pool Supplies/Maintenance	5,521.65	47,417.03	21,000.00	-26,417.03	225.8%
6280 · Little League Baseball	0.00	-65.00	500.00	565.00	-13.0%
6330 · Archery	0.00	0.00	500.00	500.00	0.0%
6340 · Youth Softball	0.00	537.50	500.00	-37.50	107.5%
6370 · Youth Soccer	0.00	0.00	500.00	500.00	0.0%
6400 · Youth Football	-85.25	-77.60	500.00	577.60	-15.52%
6420 · Youth Volleyball	0.00	0.00	250.00	250.00	0.0%
6430 · Georgetown Stingrays	0.00	0.00	250.00	250.00	0.0%
6440 · Super Sharks	0.00	0.00	0.00	0.00	0.0%
6450 · Youth Tennis Program	0.00	580.75		-580.75	
6460 · KIDZORLD SALARIES	24,624.16	68,118.45	98,000.00	29,881.55	69.51%
6490 · Kidzworld Supplies	6,384.39	18,988.13	5,000.00	-13,988.13	379.76%
6500 · Kidzworld-Transportation	5,303.91	12,482.29	22,000.00	9,517.71	56.74%
6520 · Kidzworld Lunch Program	0.00	993.97	600.00	-393.97	165.66%
6550 · Fun Express Supplies	0.00	769.26	1,000.00	230.74	76.93%
6551 · FUN EXPRESS SALARIES	0.00	4,013.99	12,000.00	7,986.01	33.45%
6700 · SPORTS CAMPS SALARIES PT	0.00	0.00	500.00	500.00	0.0%
6720 · Sports Camps Supplies	0.00	0.00	500.00	500.00	0.0%
6840 · NEW PROG/SPEC EVENTS SAL PT	0.00	1,163.19	5,000.00	3,836.81	23.26%

Georgetown-Scott County Parks and Recreation Financial Statement June 2023

Accounts	June Expense 2023	YTD Expense 2023	Budget	Balance	% of Budget
6850 · New Prog/Sp Events Supplies	290.11	7,511.85	1,500.00	-6,011.85	500.79%
6880 · Miscellaneous	134.14	1,179.62	800.00	-379.62	147.45%
8066 · Pavilion - Columbia Gas	2,240.65	40,913.58	53,000.00	12,086.42	77.2%
8068 · Pavilion - Kentucky Utilities	34,039.36	161,540.43	140,000.00	-21,540.43	115.39%
8070 · Pavilion - Georgetown Water	4,349.30	47,379.31	60,000.00	12,620.69	78.97%
8074 · Pavilion - Supp., Serv., Repair	24,042.45	187,631.24	200,000.00	12,368.76	93.82%
8076 · Pavilion - Equipment	0.00	49.99	12,000.00	11,950.01	0.42%
8080 · PAVILION - GYM PROGRAM SALARIES	147.14	1,702.53	8,000.00	6,297.47	21.28%
8081 · Pavilion - Gym Program Supplies	0.00	1,056.45	2,000.00	943.55	52.82%
8082 · PAVILION - AEROBICS SALARIES	2,680.20	29,786.21	61,800.00	32,013.79	48.2%
8083 · Pavilion - Aerobics Supplies	26.99	152.91	2,000.00	1,847.09	7.65%
8084 · PAVILION - DANCE/GYM SALARIES	1,223.26	44,594.60	55,000.00	10,405.40	81.08%
8085 · Pavilion - Dance/Gym Supplies	0.00	14,700.19	8,500.00	-6,200.19	172.94%
8088 · PAVILION - SPECIAL EVENTS SALAR	0.00	0.00	1,000.00	1,000.00	0.0%
8089 · Pavilion - Special Events Suppl	0.00	2,202.07	1,250.00	-952.07	176.17%
8090 · Pavilion - Concession	0.00	0.00	0.00	0.00	0.0%
8092 · PAVILION - AQUATICS SALARIES PT	25,539.04	206,279.68	210,000.00	3,720.32	98.23%
8094 · Pavilion - Aquatics Supplies	4,799.60	56,997.81	20,000.00	-36,997.81	284.99%
8098 · Pavilion - Child Care Supplies	0.00	417.27	500.00	82.73	83.45%
8100 · Pavilion - Fitness/Wgt Rm Suppl	881.73	4,718.65	2,500.00	-2,218.65	188.75%
8102 · Pavilion - Gymnasium Supplies	0.00	187.52	1,000.00	812.48	18.75%
8104 · Pavilion - Miscellaneous Expens	0.00	0.00	800.00	800.00	0.0%
Total Expense	390,918.96	3,342,052.07	3,696,850.00	354,797.93	90.4%

Employee	Job Title	Salary 23-24	New Grade	Grade Scale	New Salary	Difference
		6.5% raise				
Kimberly Rice	Director of Parks	\$ 84,135.00	11	84,200 - 124,700	\$84,200.00	\$65.00
Ed Maynard	Assistant Directo	\$ 69,225.00	10	69,300-98,000	\$69,300.00	\$75.00
Victoria Miller	Office Manager	\$ 52,557.75	9	53,300-87,400	\$53,300.00	\$748.25
Helen Tobin	Assistant Office Manager	\$ 46,519.20	7	42,600-73,000	No change	
Larry Brandenburg	Parks Maintenance Manager	\$ 64,586.68	9	53,300-87,400	No change	
Michael Woolums	Assistant Parks Maintenance Manager	\$ 47,626.80	8	48,000-83,000	\$48,000.00	\$373.20
Terry Muddiman	Parks Maintenance	\$ 42,509.69	6	38,400-67,100	No change	
Megan Miller	Grounds Maintenance	\$ 39,940.06	5	35,200-60,800	No change	
Frank Rock	Grounds Maintenance	\$ 39,364.10	5	35,200-60,800	No change	
Marty Bailey	Grounds Maintenance	\$ 36,639.41	5	35,200-60,800	No change	
Courtlyn Ledesma	Marketing and Special Events Recreation Manager	\$ 53,250.00	9	53,300-87,400	\$53,300.00	\$50.00
Katie Posey	Pavillion Recreation Manager	\$ 55,912.50	9	53,300-87,400	No change	
Bryan Parker	Aquatics Recreation Manager	\$ 53,250.00	9	53,300-87,400	\$53,300.00	\$50.00
Amanda Nettles Brock	Assistant Aquatic	\$ 45,000.00	8	48,000-83,000	\$48,000.00	\$3,000.00
Mike Short	Facilities Maintenance Manager	\$ 59,311.98	9	53,300-87,400	No change	
Jonathon Brandenburg	Assistant Facilities Maintenance Manager	\$ 46,563.50	8	48,000-83,000	\$48,000.00	\$1,436.50
Daniel Adams	Custodian	\$ 37,791.31	5	35,200-60,800	No change	

Tim Vance	Custodian	\$ 37,791.31	5	35,200-60,800	No change	
Tina Lilly	Ed Davis Learning Center Recreation Manager	\$ 53,250.00	9	53,300-87,400	\$53,300.00	\$50.00
						\$5,847.95



2ND QUARTER MARKETING REPORT 2023

GEORGETOWN SCOTT
COUNTY PARKS AND
RECREATION

MARKETING
OBJECTIVES – Q2
2023

Facebook Insight

Website Insight

Grants


Parks and Recreation Month

Events

Upcoming Events


GSC PARKS AND RECREATION MARKETING – Q2 2023

- Facebook Followers 9,478
- 4% increase from Q1 2023
- 10% increase from Q2 2022



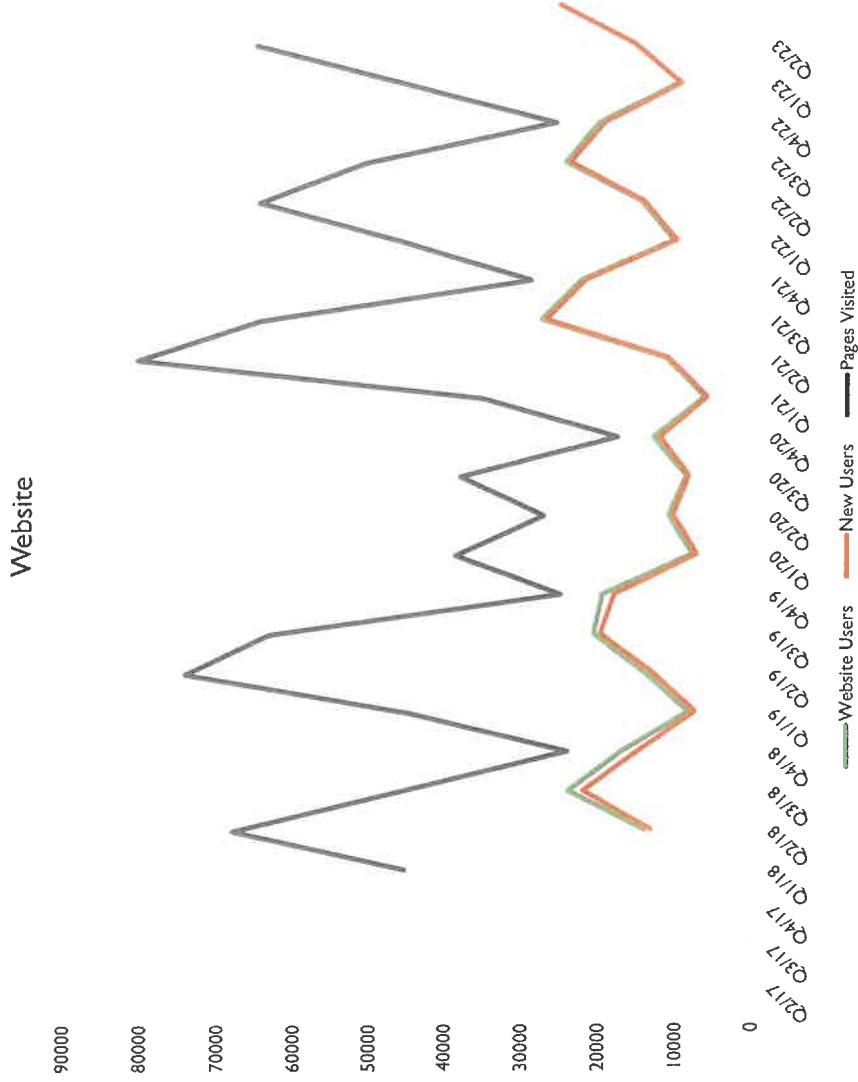
GSC PARKS AND RECREATION MARKETING – Q2 2023

- **Facebook Reach 80,954**
- **80% increase from Q1 2023**
- **27% decrease from Q2 2022**



GSC PARKS AND RECREATION MARKETING – Q2 2023

- **Website**
- **25,833 Users**
 - Increase 63% from Q1 2023
 - Increase 6% from Q2 2022
- **Pages**
- **65,223 Pages Visited**
 - Increase 44% from Q1 2023
 - Increase 1% from Q2 2022



GRANTS IN PROGRESS

	KLC Safety Grant		LWCF Marshall Park
	\$2,633		\$500,000
	Status: Received		Status: Submitted

EVENTS

- BIKE SAFETY
- MOVIES IN THE PARK
- TENNIS DAY OF PLAY
- JUNETEENTH
- HERO'S DAY

PARKS AND RECREATION MONTH

- Using NRPA's Where Community Grows toolkit to inform the community about parks and recreation month and why it's important through social media
- "Home Is Where Your Park Is" by Cameron Lewis is displayed in the StoryWalk at Brooking Park.
- Implementing the Community Rock Snake outside of the Pavilion

NRPA'S PARK AND RECREATION MONTH

Where
Community
Grows





BIKE SAFETY

PARTICIPANTS: 300

PARTNERSHIP WITH GEORGETOWN
KIWANIS, SCOTT COUNTY KIWANIS,
TOURISM, BLUEGRASS CYCLING
CLUB, SALVATION ARMY,
GEORGETOWN POLICE
DEPARTMENT, GEORGETOWN FIRE
DEPARTMENT, SCOTT COUNTY
PUBLIC LIBRARY AND PEDAL POWER





TENNIS DAY OF
PLAY


- PARTICIPANTS: 33
- PARTNERSHIP WITH USTA





JUNETEENTH

- PARTICIPANTS: 150 PARTNERSHIP WITH BUC, ED DAVIS INC, GEORGETOWN COLLEGE





HERO'S DAY

- PARTICIPANTS: 700
- RAISED \$3,200 FOR THE CONLEY FAMILY





UPCOMING EVENTS



July 21, 2023

Movies in the Park @ Brooking Park



August 5, 2023

Float Fest @ Peninsula Park

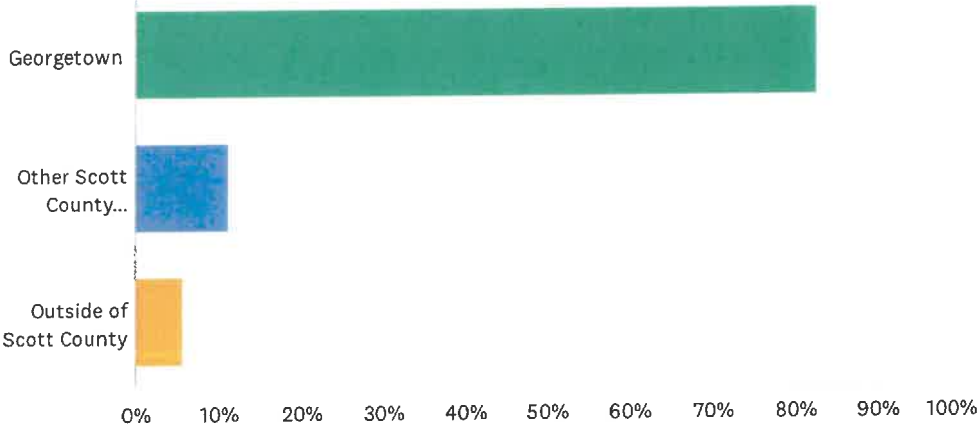


August 18, 2023

Movies in the Park @ The Pavilion

Q1 Where do you live?

Answered: 1,528 Skipped: 0



ANSWER CHOICES

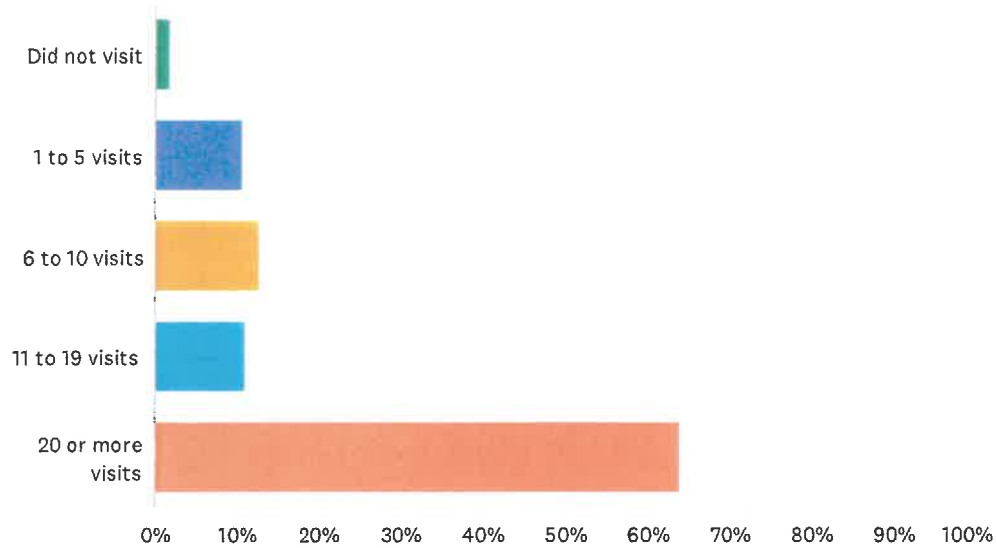
- Georgetown
- Other Scott County community
- Outside of Scott County
- TOTAL

RESPONSES

Georgetown	82.79%	1,265
Other Scott County community	11.39%	174
Outside of Scott County	5.82%	89
TOTAL		1,528

Q2 How often did you or any member of your household visit parks or recreation facilities in Georgetown-Scott County during the PAST YEAR?

Answered: 1,525 Skipped: 3



ANSWER CHOICES

- Did not visit
- 1 to 5 visits
- 6 to 10 visits
- 11 to 19 visits
- 20 or more visits
- TOTAL

RESPONSES

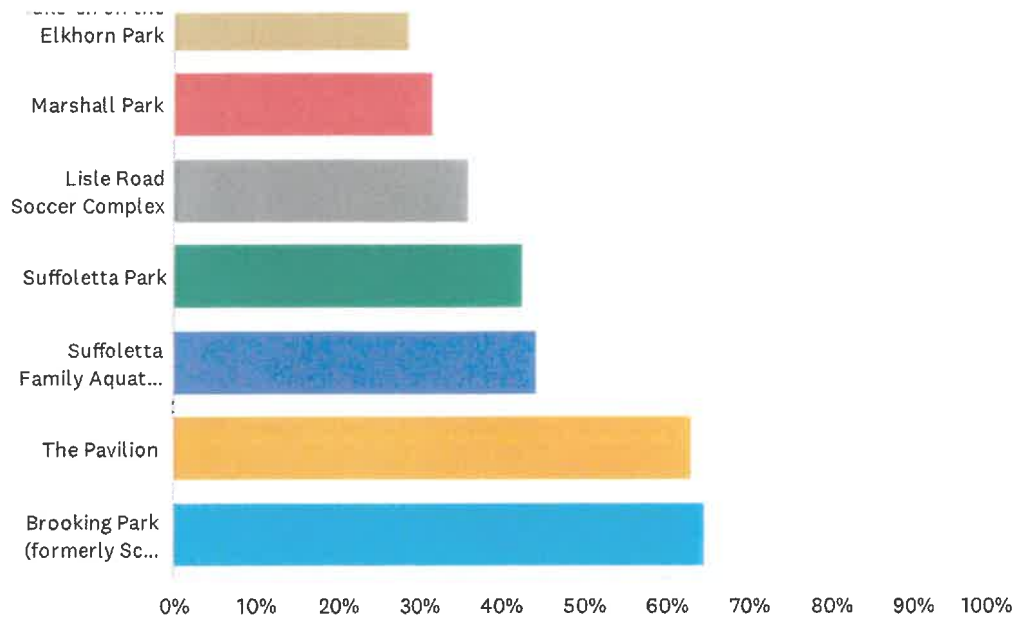
Did not visit	1.70%	26
1 to 5 visits	10.62%	162
6 to 10 visits	12.72%	194
11 to 19 visits	11.02%	168
20 or more visits	63.93%	975
TOTAL		1,525

Q3 From the following list, please check ALL of the parks and recreation facilities that you or members of your household have visited in the past year.

Answered: 1,513 Skipped: 15



Georgetown-Scott County Parks and Recreation Master Plan Survey

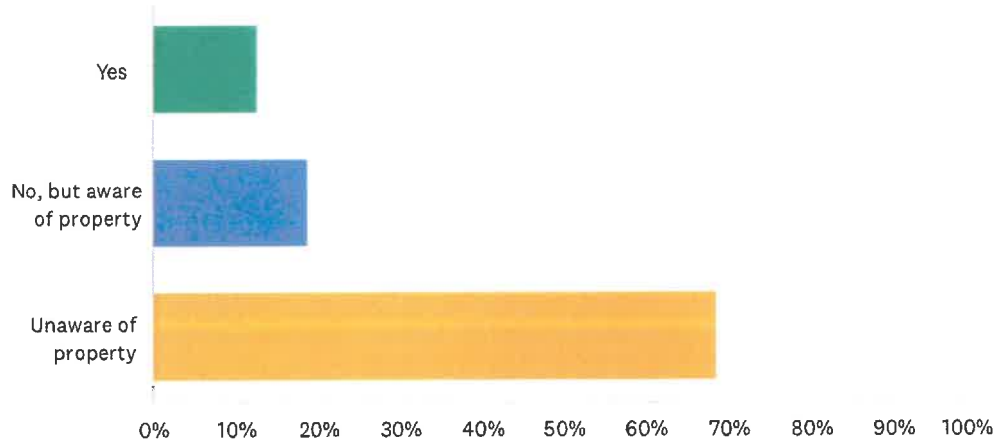


Georgetown-Scott County Parks and Recreation Master Plan Survey

ANSWER CHOICES	RESPONSES	
Cecil Doan Park (Sadieville)	1.72%	26
Eagle Creek Park (Sadieville-boat ramp)	2.38%	36
Other (please specify)	2.38%	36
Finley Park	3.44%	52
Reservoir Park	5.09%	77
Peninsula Park	5.49%	83
Oser Landing Park	6.41%	97
Buffalo Springs Park (Stamping round)	7.47%	113
Ed Davis Learning Center	7.93%	120
Scott County Community Park (Mefford Farm)	10.77%	163
Ed Davis Park	11.83%	179
Cardome Park (Boat ramp)	13.42%	203
Royal Springs Park	15.60%	236
Oxford Park	17.05%	258
Playground/Skate Park at the Pavilion	24.26%	367
Upper Great Crossing Park (Fields)	27.69%	419
Lower Great Crossing Park	27.76%	420
Yuko-en on the Elkhorn Park	28.88%	437
Marshall Park	31.46%	476
Lisle Road Soccer Complex	35.96%	544
Suffoletta Park	42.63%	645
Suffoletta Family Aquatic Center	44.28%	670
The Pavilion	63.19%	956
Brooking Park (formerly Scott Co. Park & Fair Grounds)	64.84%	981
Total Respondents: 1,513		

Q4 Have you or other members of your household visited the Reservoir Property?

Answered: 1,518 Skipped: 10



ANSWER CHOICES

Yes

No, but aware of property

Unaware of property

TOTAL

RESPONSES

12.65%

18.71%

68.64%

192

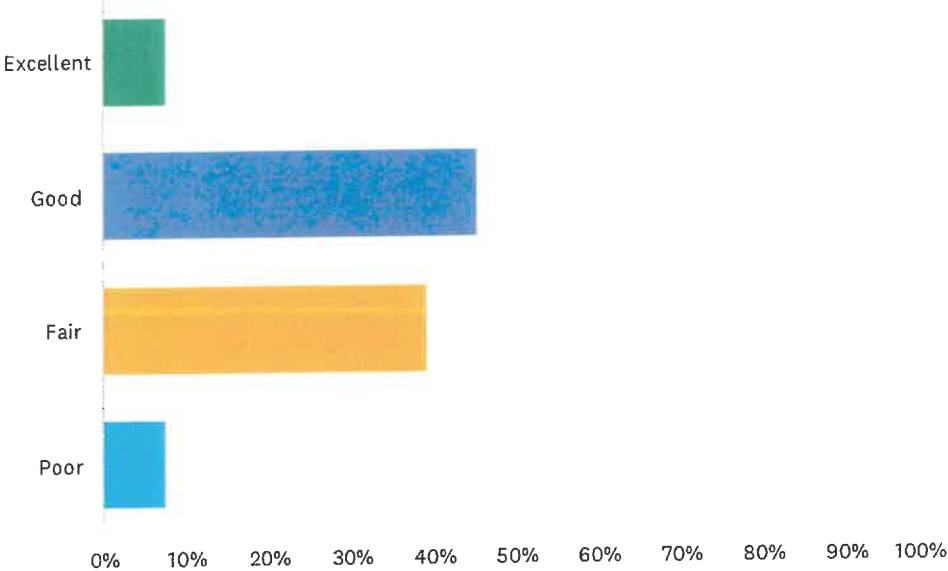
284

1,042

1,518

Q5 Overall, how would you rate the physical condition of ALL the Georgetown-Scott County parks and facilities you have visited?

Answered: 1,521 Skipped: 7




ANSWER CHOICES	RESPONSES	
Excellent	7.76%	118
Good	45.36%	690
Fair	39.25%	597
Poor	7.63%	116
TOTAL		1,521

Q6 Please check ALL improvements you would like to see at Georgetown and Scott County parks.

Answered: 1,377 Skipped: 151

Georgetown-Scott County Parks and Recreation Master Plan Survey

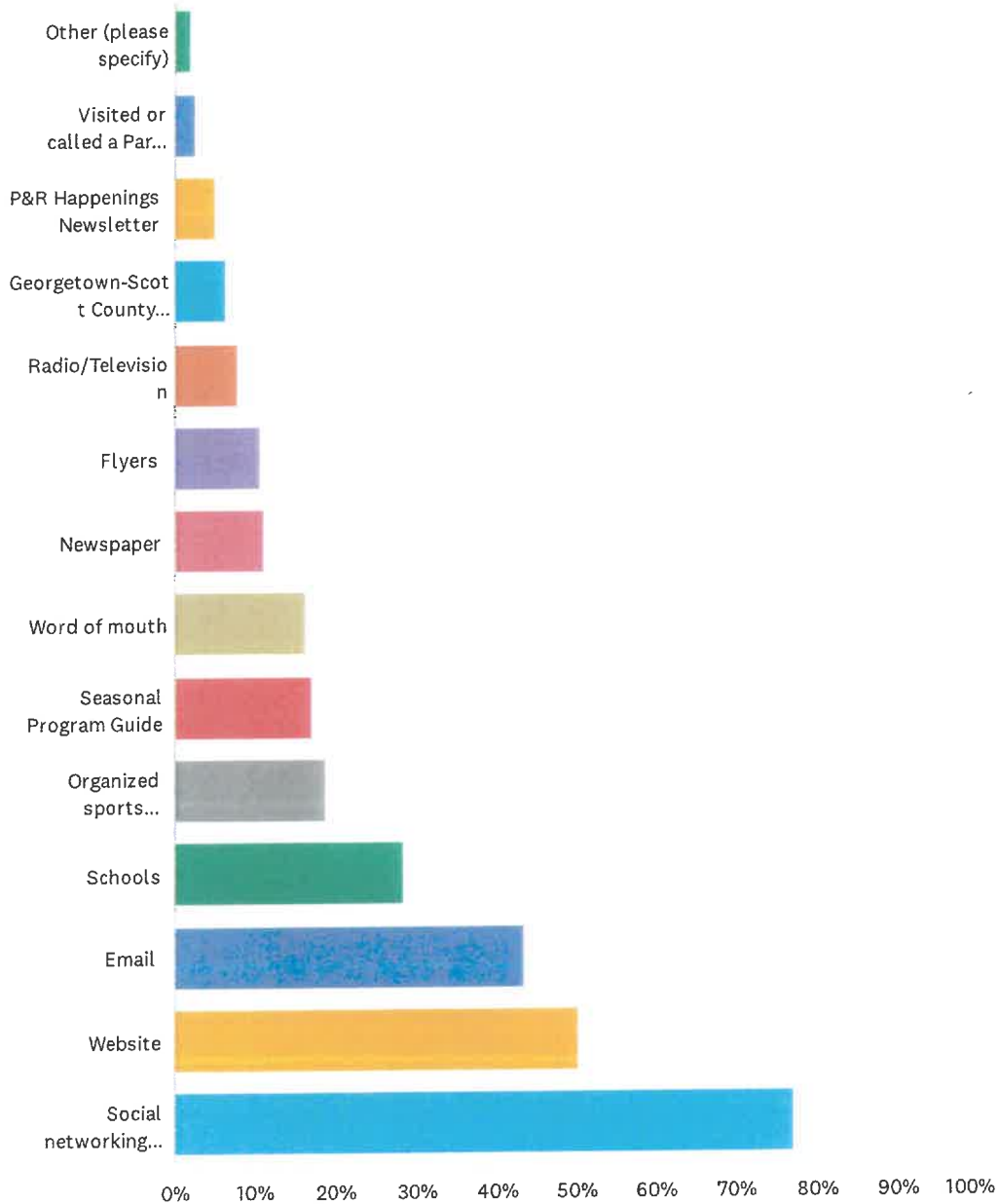


Georgetown-Scott County Parks and Recreation Master Plan Survey

ANSWER CHOICES	RESPONSES	
Bike racks	6.32%	87
Handicap accessibility	10.02%	138
Sand volleyball courts	13.80%	190
Dog park	15.69%	216
Sidewalks	18.30%	252
Outdoor basketball courts	18.66%	257
Park entrance signs	19.24%	265
Fishing piers	19.54%	269
Natural areas	20.70%	285
Trail lighting	21.06%	290
Park security lighting	24.26%	334
Picnic shelters	26.07%	359
Other (please specify)	26.22%	361
Sports fields lighting	26.94%	371
Parking	27.67%	381
Picnic tables/benches	28.98%	399
Drinking fountains	30.79%	424
Playground equipment	37.18%	512
Restrooms	68.92%	949
Total Respondents: 1,377		

Q7 Please CHECK ways you prefer to learn about facilities, programs, activities, or events.

Answered: 1,364 Skipped: 164

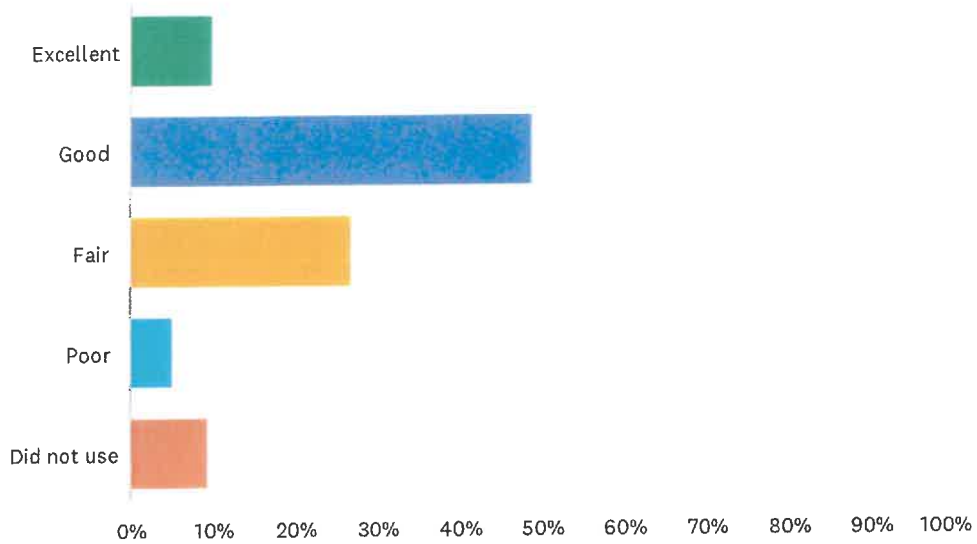


Georgetown-Scott County Parks and Recreation Master Plan Survey

ANSWER CHOICES	RESPONSES	
Other (please specify)	1.98%	27
Visited or called a Parks Department office	2.57%	35
P&R Happenings Newsletter	5.13%	70
Georgetown-Scott County Government	6.45%	88
Radio/Television	7.84%	107
Flyers	10.63%	145
Newspaper	11.07%	151
Word of mouth	16.50%	225
Seasonal Program Guide	17.01%	232
Organized sports organization	18.84%	257
Schools	28.30%	386
Email	43.55%	594
Website	50.22%	685
Social networking (Facebook, Twitter, etc.)	77.13%	1,052
Total Respondents: 1,364		

Q8 How would you rate the quality of recreation programs you or members of your household used over the past year?

Answered: 1,365 Skipped: 163



ANSWER CHOICES

RESPONSES

Excellent

9.89%

135

Good

48.79%

666

Fair

26.96%

368

Poor

5.05%

69

Did not use

9.30%

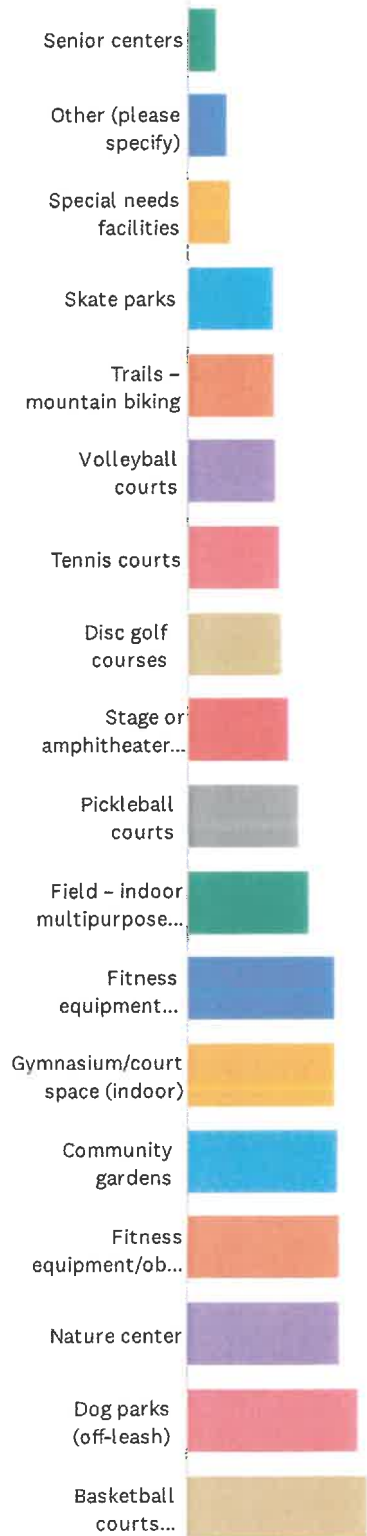
127

TOTAL

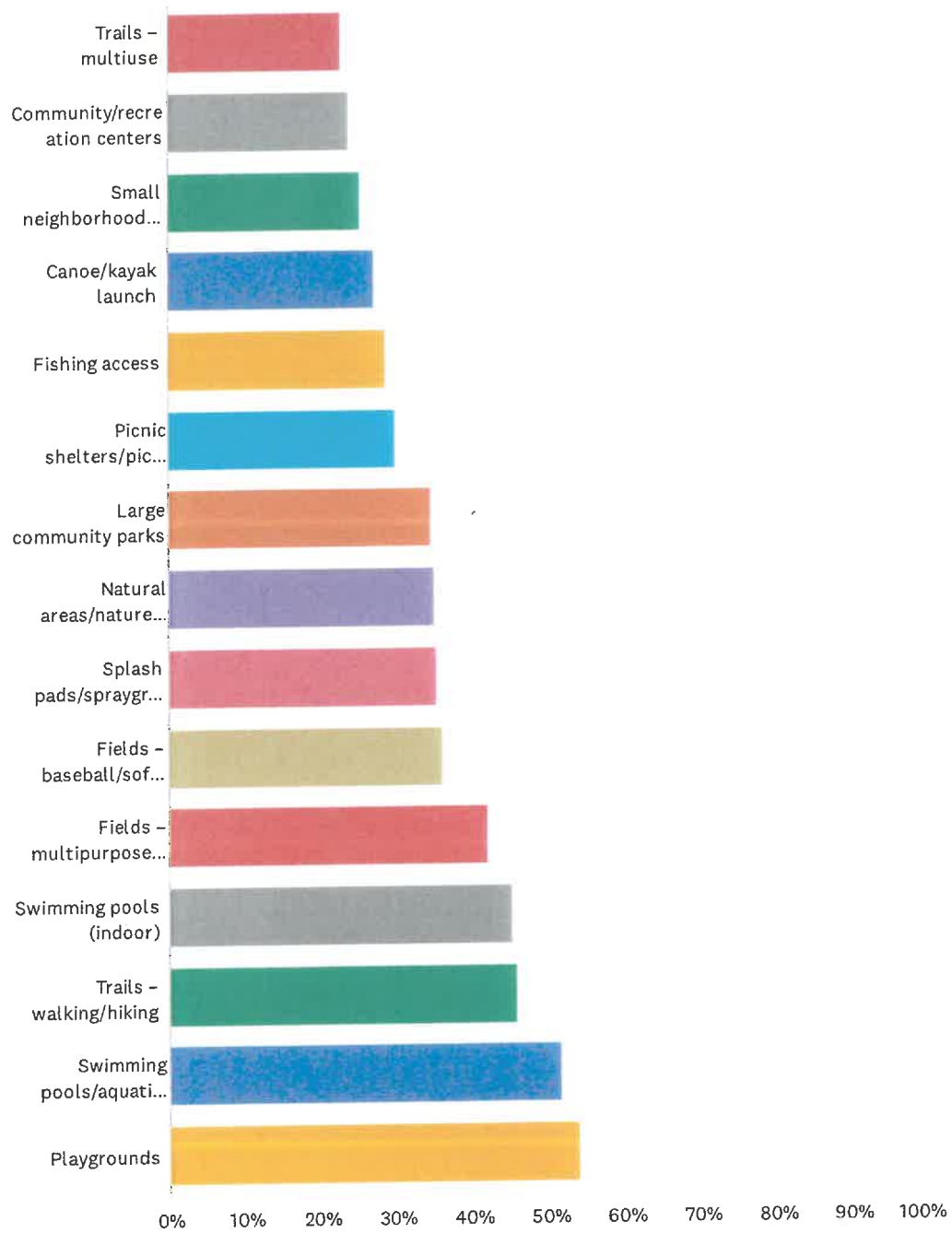
1,365

Q9 Please indicate whether you or household members currently use each facility (or would like to use if available).

Answered: 1,344 Skipped: 184



Georgetown-Scott County Parks and Recreation Master Plan Survey



Georgetown-Scott County Parks and Recreation Master Plan Survey

ANSWER CHOICES	RESPONSES	
Senior centers	3.42%	46
Other (please specify)	4.76%	64
Special needs facilities	5.06%	68
Skate parks	10.34%	139
Trails – mountain biking	10.34%	139
Volleyball courts	10.57%	142
Tennis courts	11.01%	148
Disc golf courses	11.46%	154
Stage or amphitheater (outdoor)	12.20%	164
Pickleball courts	13.39%	180
Field – indoor multipurpose fields	14.66%	197
Fitness equipment (indoor)	17.86%	240
Gymnasium/court space (indoor)	17.93%	241
Community gardens	18.30%	246
Fitness equipment/obstacle course (outdoor)	18.60%	250
Nature center	18.60%	250
Dog parks (off-leash)	20.91%	281
Basketball courts (outdoor)	22.10%	297
Trails – multiuse	22.84%	307
Community/recreation centers	23.88%	321
Small neighborhood parks	25.30%	340
Canoe/kayak launch	27.31%	367
Fishing access	28.87%	388
Picnic shelters/picnic areas	30.06%	404
Large community parks	34.67%	466
Natural areas/nature parks	35.19%	473
Splash pads/spraygrounds	35.49%	477
Fields – baseball/softball diamonds	36.24%	487
Fields – multipurpose (soccer/lacrosse/football/etc.)	41.96%	564
Swimming pools (indoor)	45.24%	608
Trails – walking/hiking	45.91%	617
Swimming pools/aquatic centers (outdoor)	51.64%	694

Georgetown-Scott County Parks and Recreation Master Plan Survey

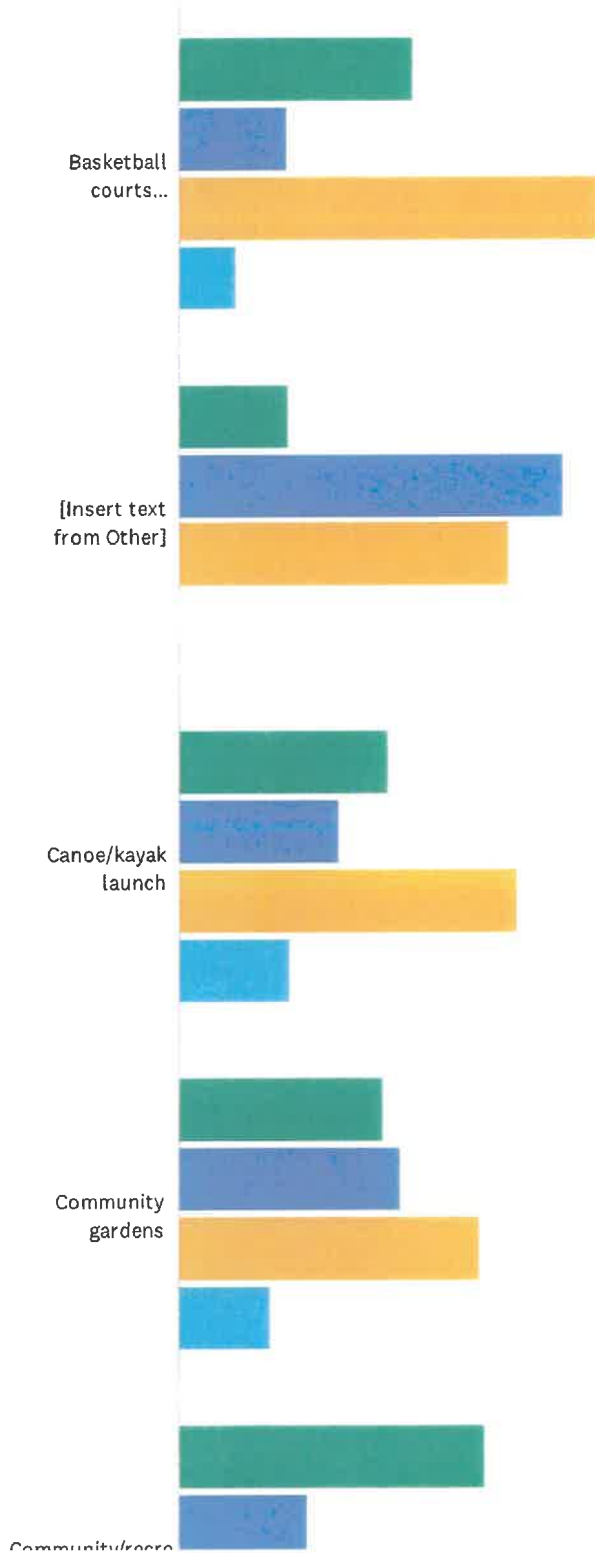
Playgrounds
Total Respondents: 1,344

53.87%

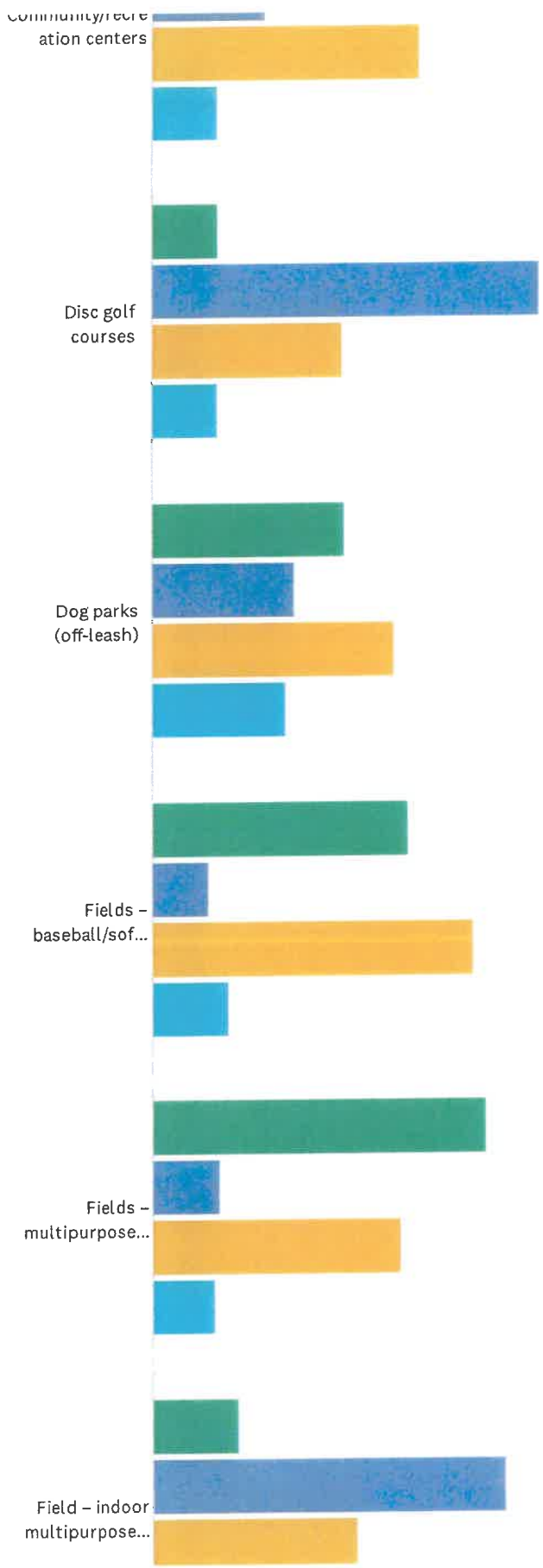
724

Q10 For these facilities, what kind of investment would you like to see in Georgetown-Scott County?

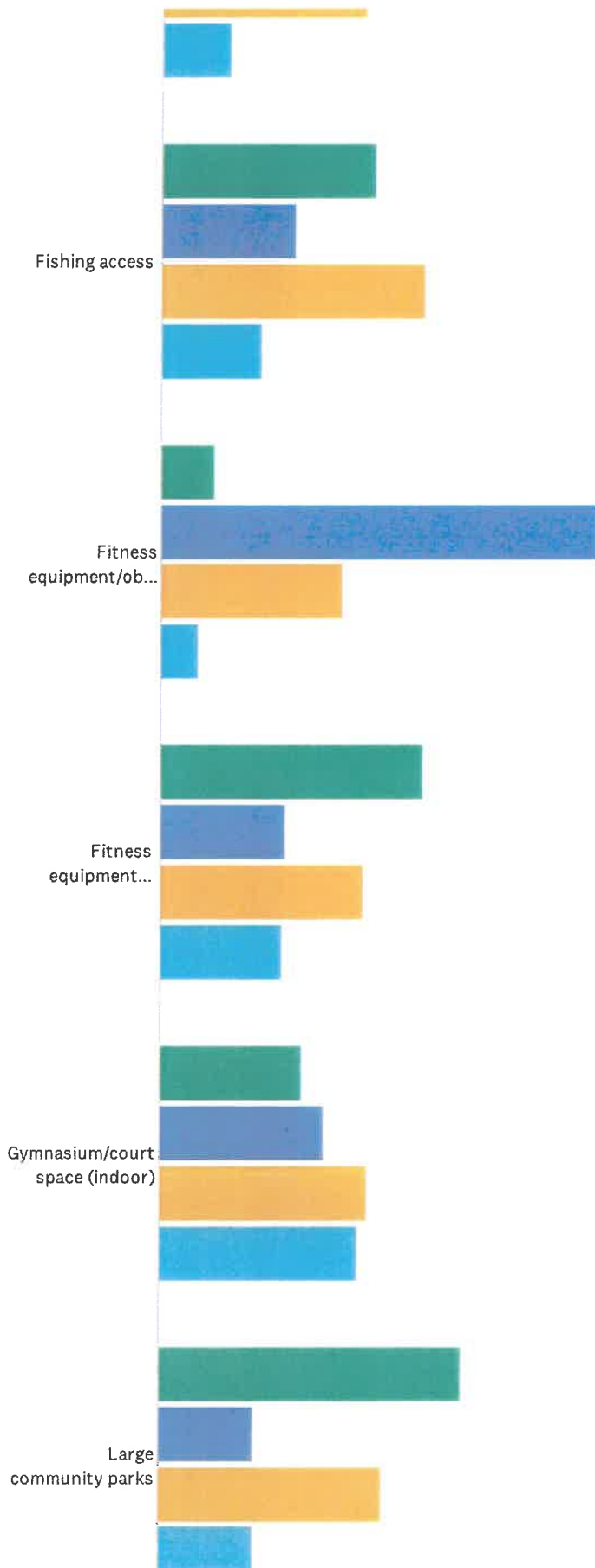
Answered: 1,271 Skipped: 257



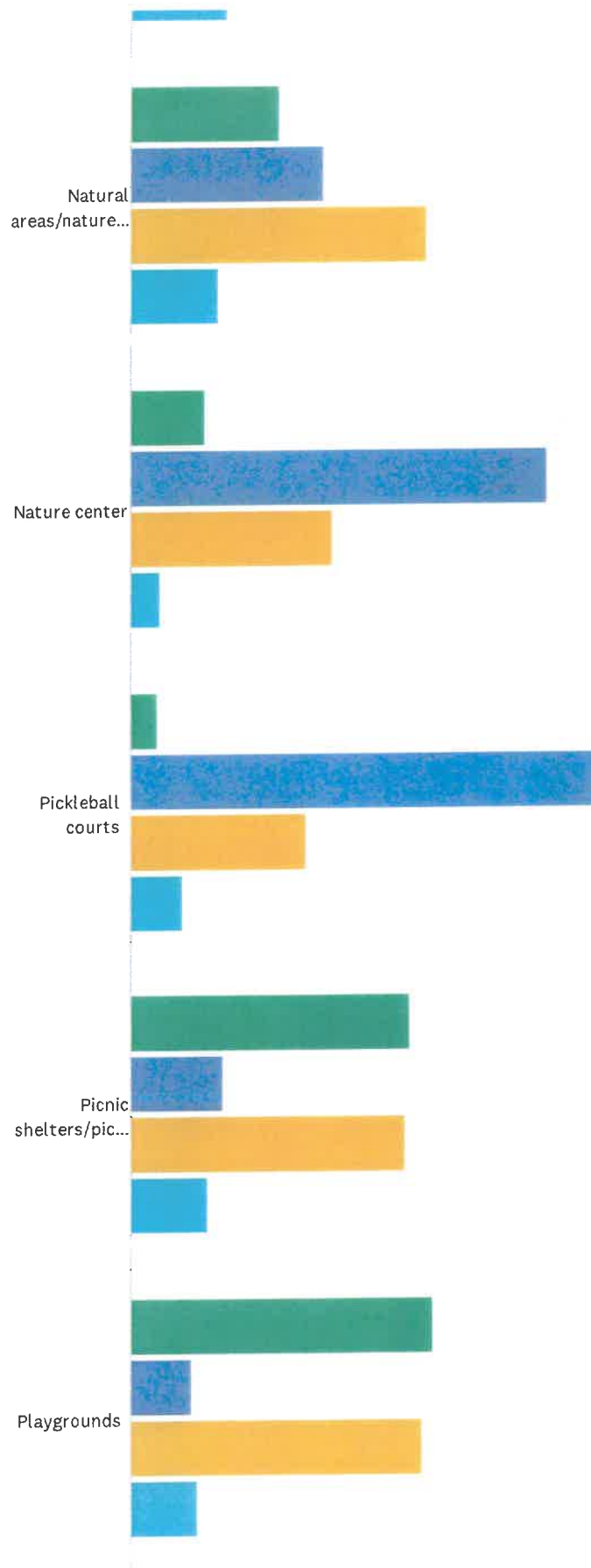
Georgetown-Scott County Parks and Recreation Master Plan Survey



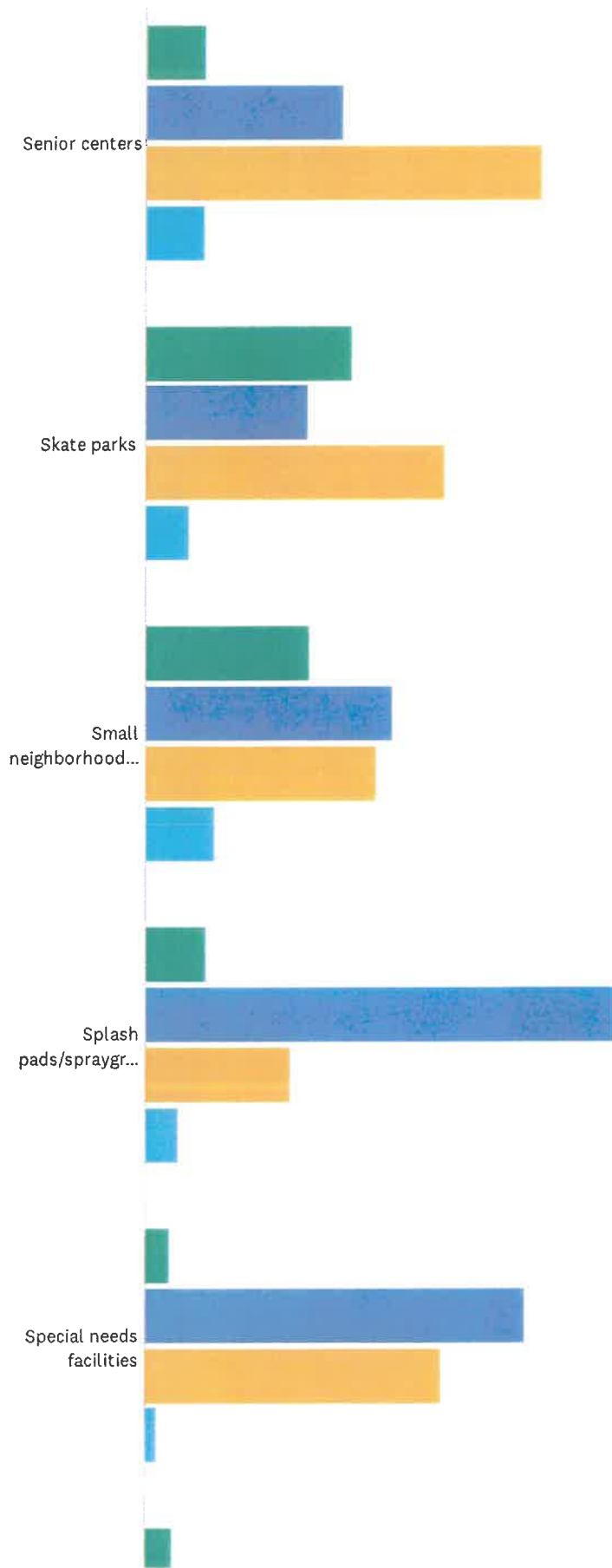
Georgetown-Scott County Parks and Recreation Master Plan Survey



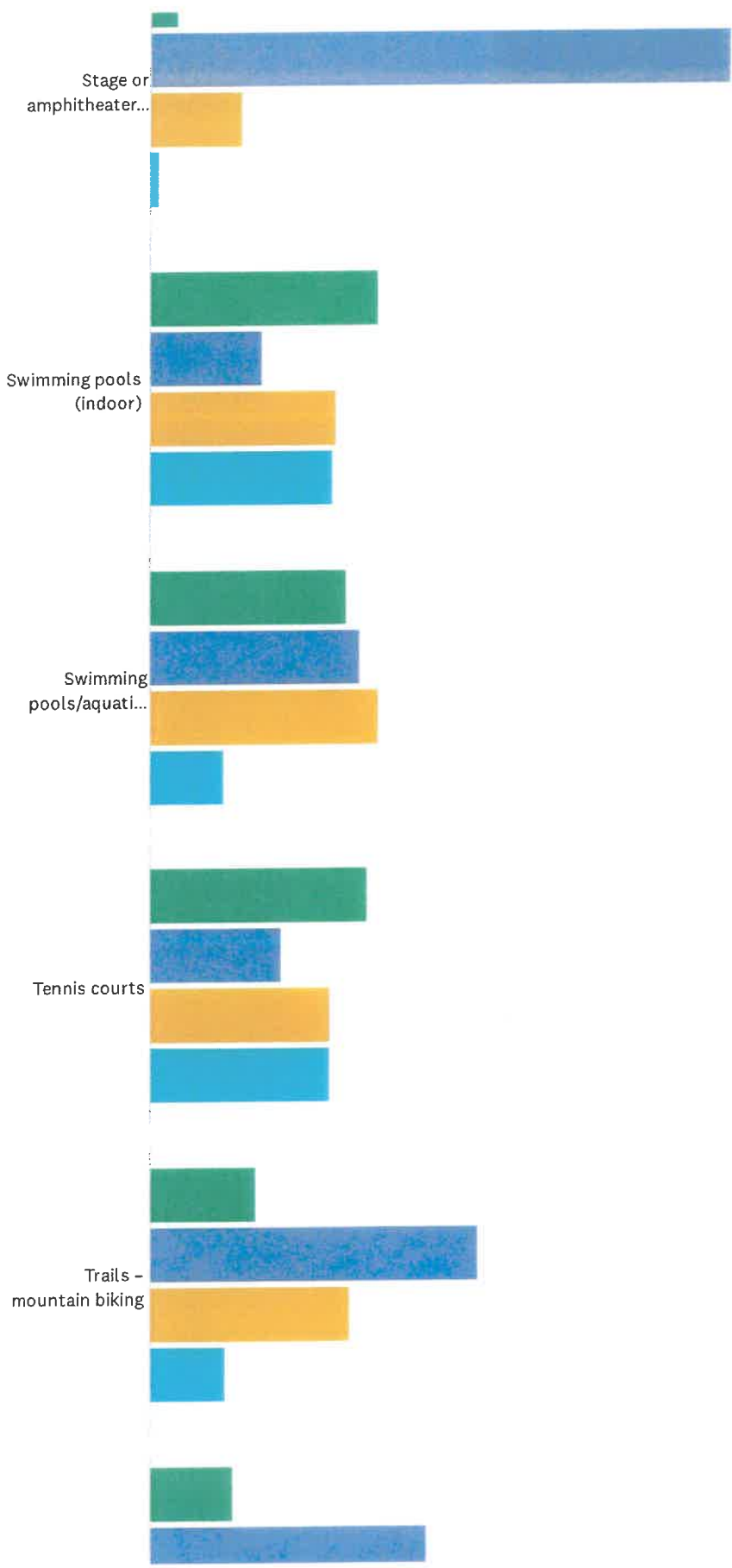
Georgetown-Scott County Parks and Recreation Master Plan Survey



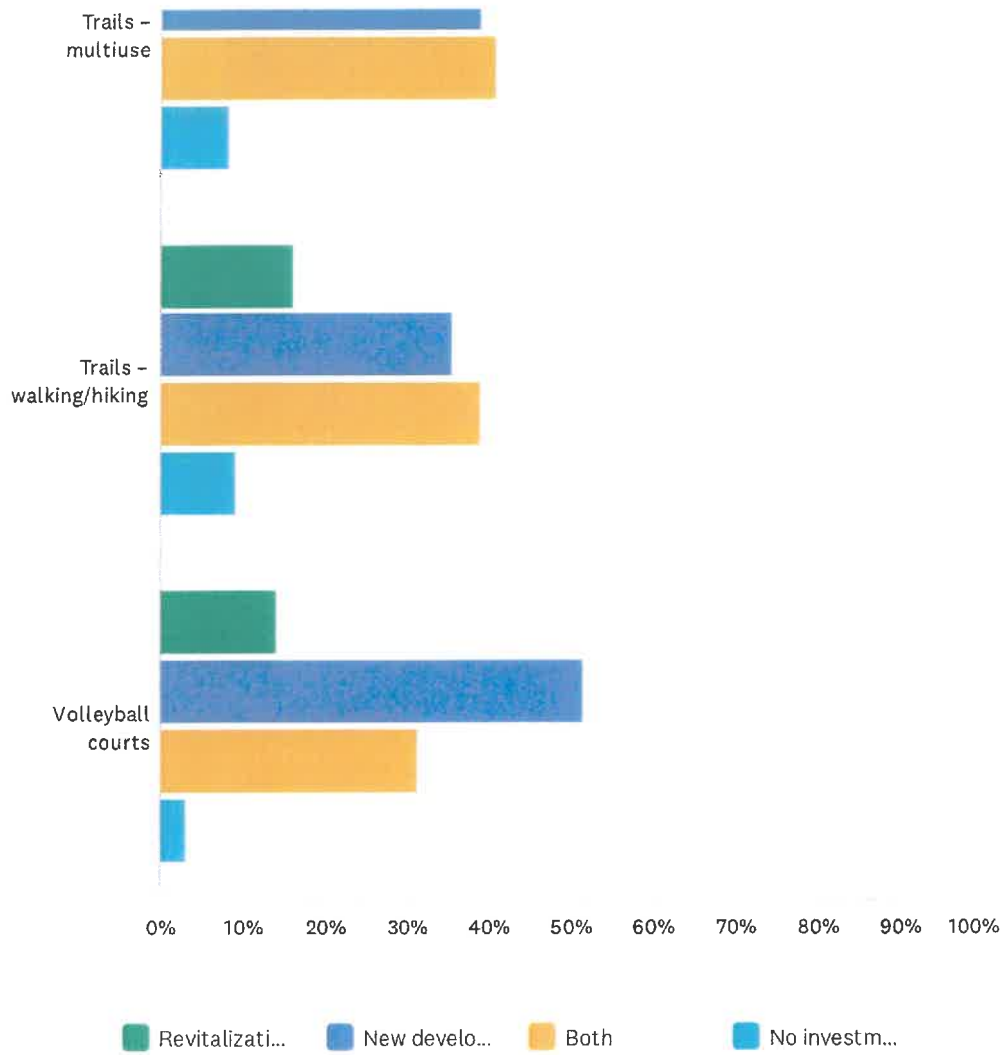
Georgetown-Scott County Parks and Recreation Master Plan Survey



Georgetown-Scott County Parks and Recreation Master Plan Survey



Georgetown-Scott County Parks and Recreation Master Plan Survey



Georgetown-Scott County Parks and Recreation Master Plan Survey

	REVITALIZATION/UPGRADES TO EXISTING	NEW DEVELOPMENT	BOTH	NO INVESTMENT NEEDED	TOTAL
Basketball courts (outdoor)	28.57% 76	13.16% 35	51.13% 136	7.14% 19	266
[Insert text from Other]	13.33% 8	46.67% 28	40.00% 24	0.00% 0	60
Canoe/kayak launch	25.60% 86	19.64% 66	41.07% 138	13.69% 46	336
Community gardens	24.89% 55	27.15% 60	36.65% 81	11.31% 25	221
Community/recreation centers	37.33% 109	15.75% 46	37.67% 110	9.25% 27	292
Disc golf courses	9.22% 13	54.61% 77	26.95% 38	9.22% 13	141
Dog parks (off-leash)	27.06% 69	20.00% 51	34.12% 87	18.82% 48	255
Fields – baseball/softball diamonds	36.10% 161	7.85% 35	45.29% 202	10.76% 48	446
Fields – multipurpose (soccer/lacrosse/football/etc.)	46.97% 248	9.28% 49	35.04% 185	8.71% 46	528
Field – indoor multipurpose fields	11.86% 21	49.72% 88	28.81% 51	9.60% 17	177
Fishing access	30.00% 105	18.86% 66	37.14% 130	14.00% 49	350
Fitness equipment/obstacle course (outdoor)	7.52% 17	61.50% 139	25.66% 58	5.31% 12	226
Fitness equipment (indoor)	36.89% 76	17.48% 36	28.64% 59	16.99% 35	206
Gymnasium/court space (indoor)	19.81% 42	23.11% 49	29.25% 62	27.83% 59	212
Large community parks	42.36% 183	13.19% 57	31.25% 135	13.19% 57	432
Natural areas/nature parks	20.42% 88	26.68% 115	40.84% 176	12.06% 52	431
Nature center	10.22% 23	57.78% 130	28.00% 63	4.00% 9	225
Pickleball courts	3.64% 6	64.85% 107	24.24% 40	7.27% 12	165
Picnic shelters/picnic areas	38.67% 145	12.80% 48	37.87% 142	10.67% 40	375
Playgrounds	41.89% 284	8.55% 58	40.27% 273	9.29% 63	678
Senior centers	8.33% 3	27.78% 10	55.56% 20	8.33% 3	36
Skate parks	29.01% 38	22.90% 30	41.98% 55	6.11% 8	131
Small neighborhood parks	22.93%	34.71%	32.48%	9.87%	

Georgetown-Scott County Parks and Recreation Master Plan Survey

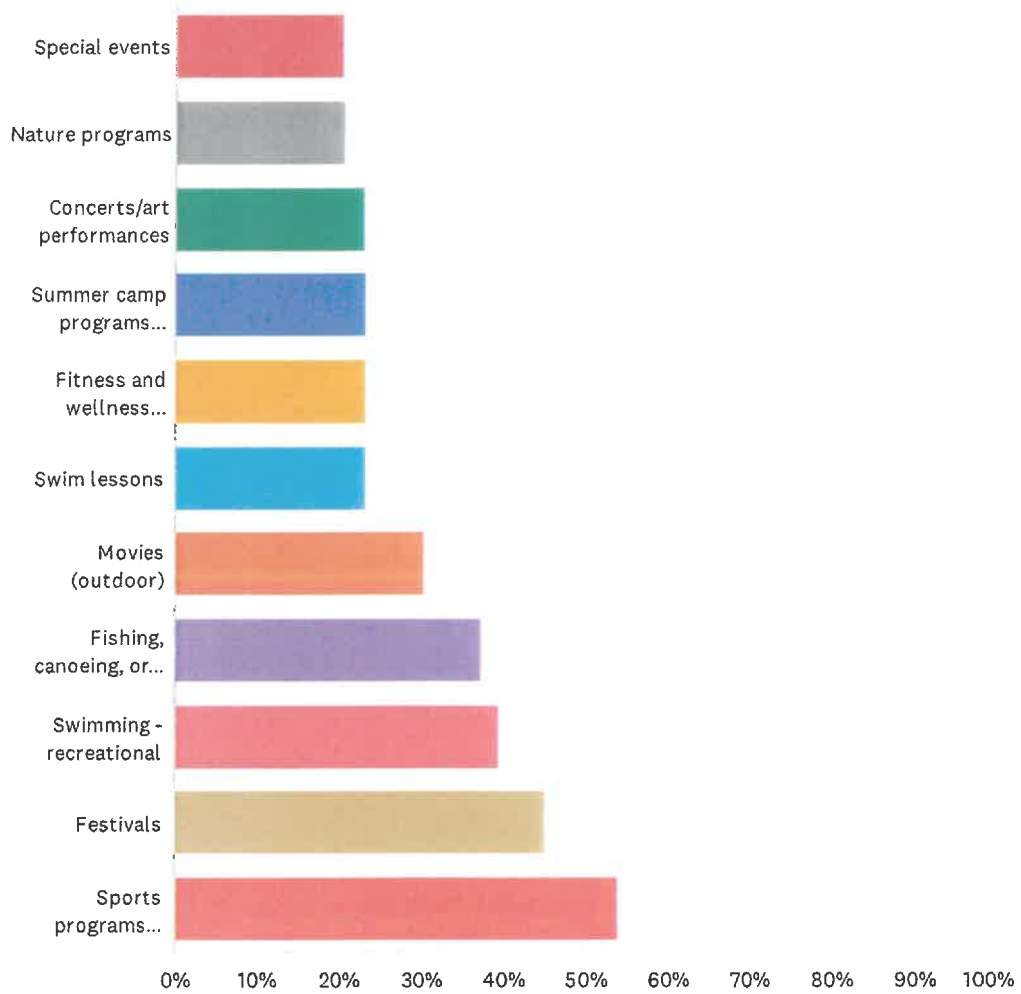
	72	109	102	31	314
Splash pads/spraygrounds	8.46%	66.37%	20.49%	4.68%	
	38	298	92	21	449
Special needs facilities	3.33%	53.33%	41.67%	1.67%	
	2	32	25	1	60
Stage or amphitheater (outdoor)	3.90%	81.82%	12.99%	1.30%	
	6	126	20	2	154
Swimming pools (indoor)	32.14%	15.71%	26.25%	25.89%	
	180	88	147	145	560
Swimming pools/aquatic centers (outdoor)	27.69%	29.69%	32.15%	10.46%	
	180	193	209	68	650
Tennis courts	30.77%	18.46%	25.38%	25.38%	
	40	24	33	33	130
Trails – mountain biking	14.88%	46.28%	28.10%	10.74%	
	18	56	34	13	121
Trails – multiuse	11.83%	39.07%	40.86%	8.24%	
	33	109	114	23	279
Trails – walking/hiking	16.08%	35.69%	39.05%	9.19%	
	91	202	221	52	566
Volleyball courts	14.06%	51.56%	31.25%	3.13%	
	18	66	40	4	128

Q11 Please indicate whether you or household members currently participate in each program (or would like to use if available).

Answered: 1,179 Skipped: 349



Georgetown-Scott County Parks and Recreation Master Plan Survey

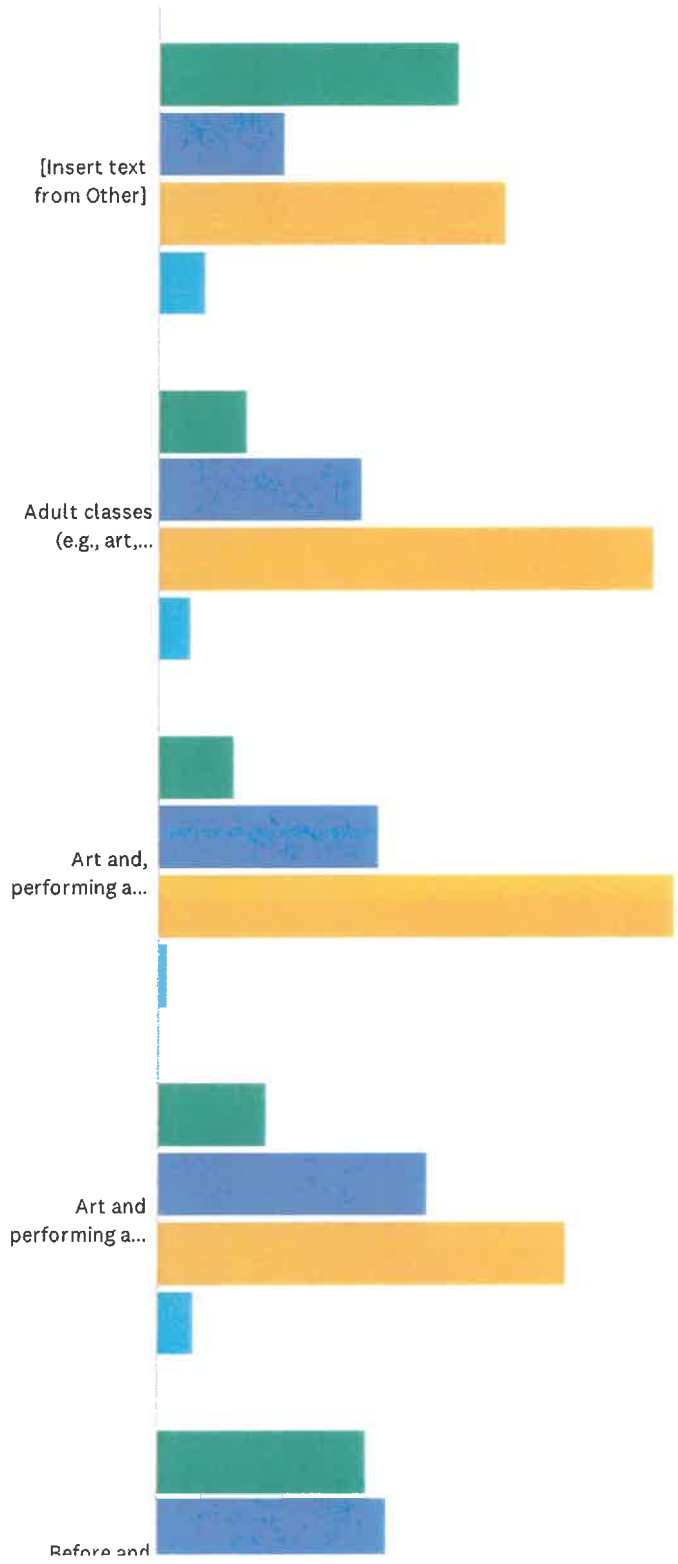


Georgetown-Scott County Parks and Recreation Master Plan Survey

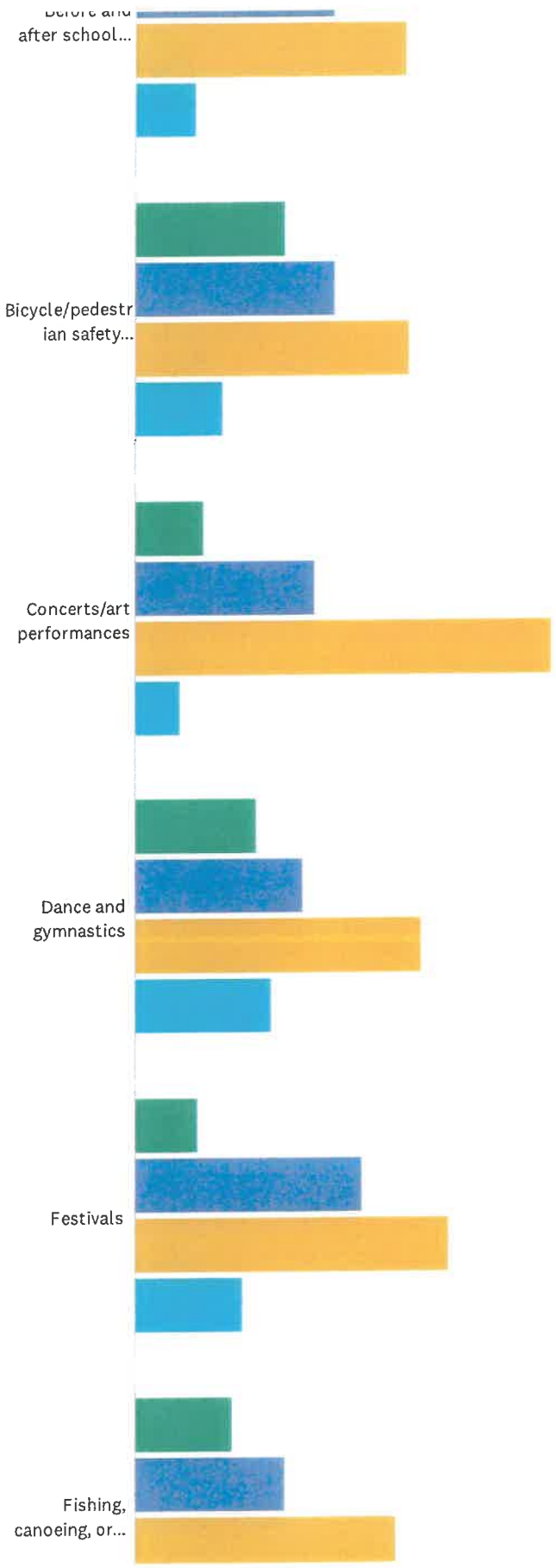
ANSWER CHOICES	RESPONSES	
Special needs programs	4.41%	52
Other (please specify)	4.66%	55
Bicycle/pedestrian safety programs	5.43%	64
Programs for persons ages 50+	6.36%	75
Pet exercise programs	7.21%	85
Home school programs	8.06%	95
Art and, performing arts (adult)	8.82%	104
Swimming & diving - competitive	10.26%	121
Water fitness programs	10.43%	123
Martial arts programs	10.52%	124
Preschool programs	11.03%	130
Sports programs (adult)	11.20%	132
Teen programs	14.08%	166
Fitness and wellness programs (youth)	14.84%	175
Before and after school programs	15.01%	177
Art and performing arts (youth)	16.37%	193
Adult classes (e.g., art, cooking, gardening)	17.64%	208
Dance and gymnastics	18.15%	214
Special events	20.53%	242
Nature programs	20.61%	243
Concerts/art performances	22.99%	271
Summer camp programs (youth)	23.16%	273
Fitness and wellness programs (adult)	23.24%	274
Swim lessons	23.32%	275
Movies (outdoor)	30.36%	358
Fishing, canoeing, or boating	37.40%	441
Swimming - recreational	39.53%	466
Festivals	45.21%	533
Sports programs (youth)	53.94%	636
Total Respondents: 1,179		

Q12 For these PROGRAMS, what kind of investment would you like to see in Georgetown-Scott County?

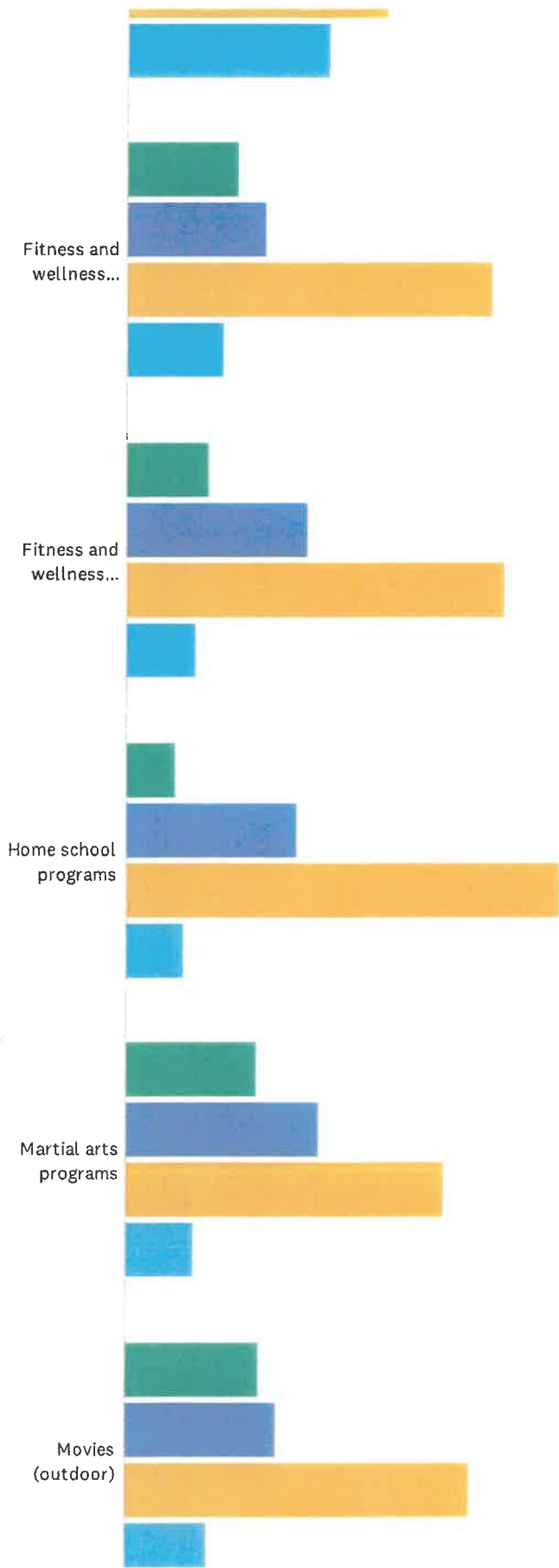
Answered: 1,114 Skipped: 414



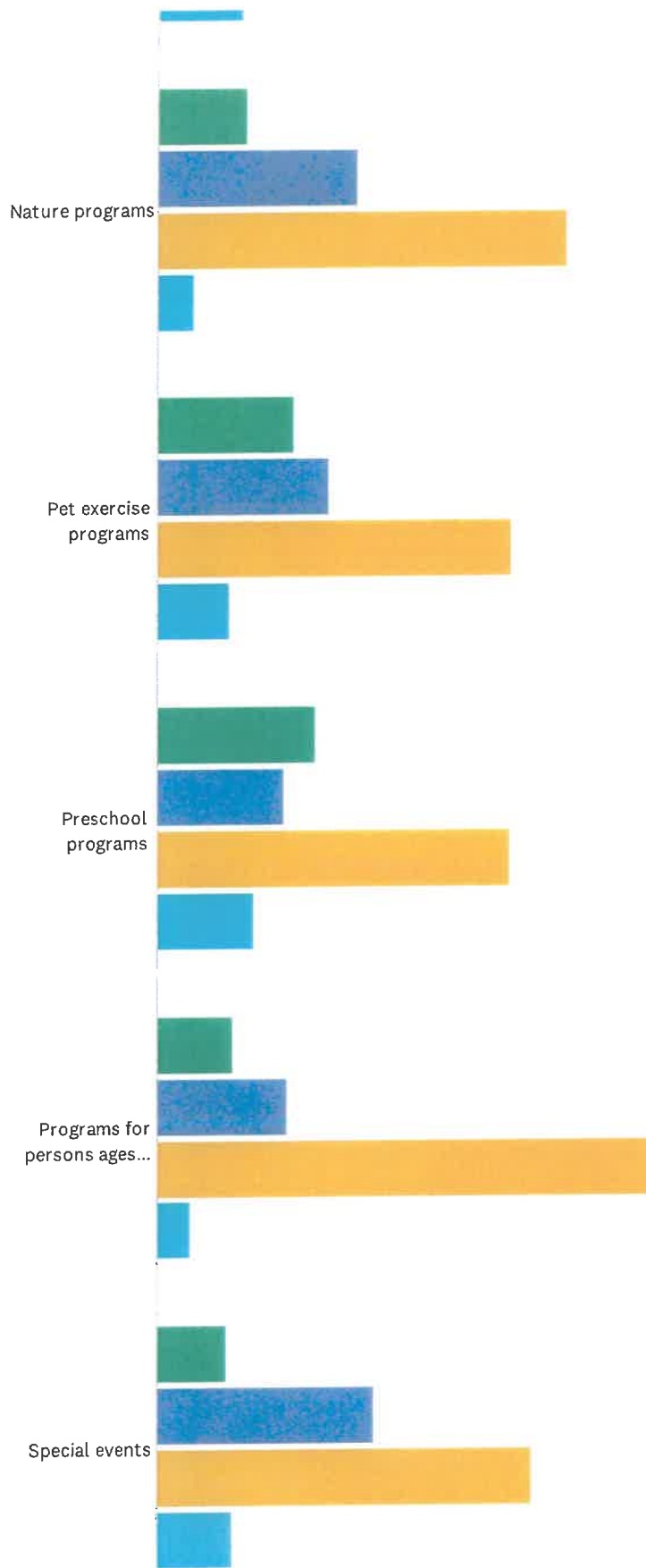
Georgetown-Scott County Parks and Recreation Master Plan Survey



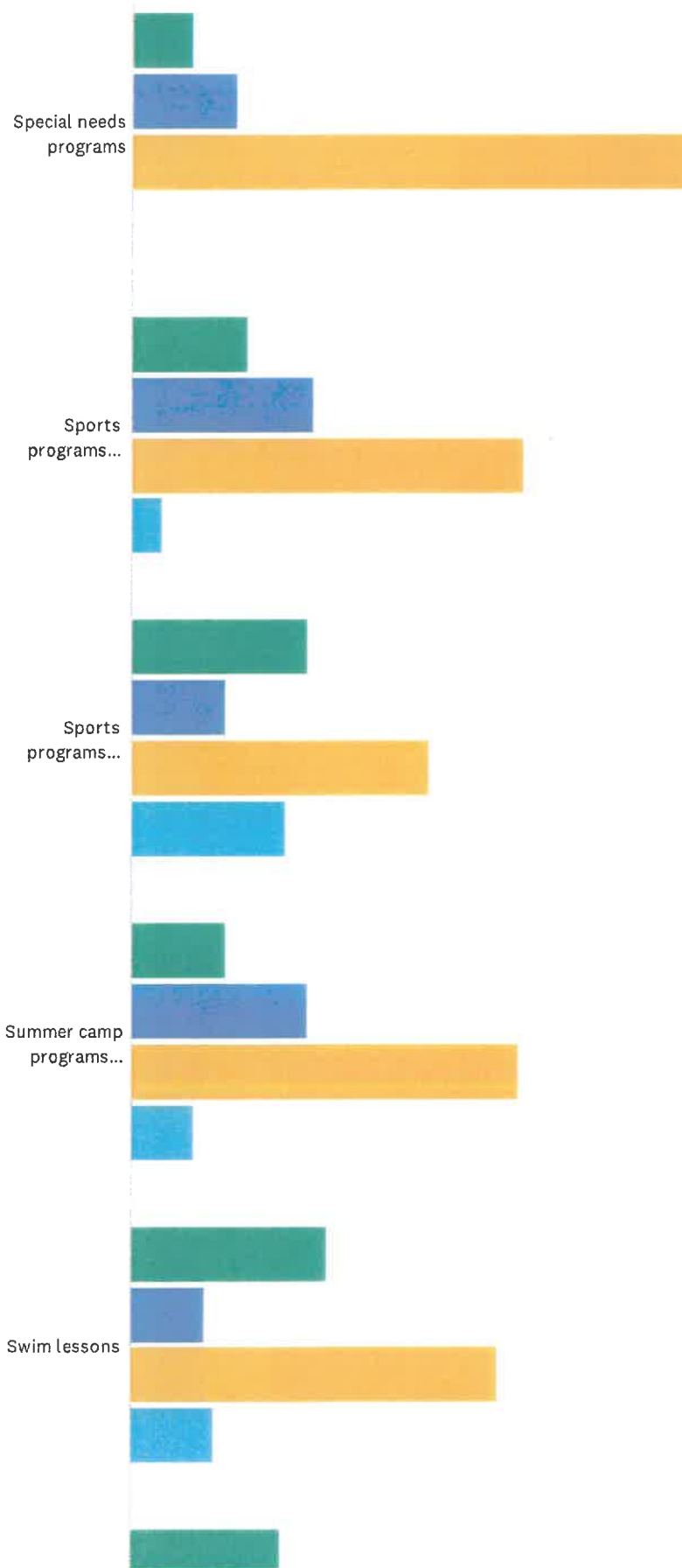
Georgetown-Scott County Parks and Recreation Master Plan Survey



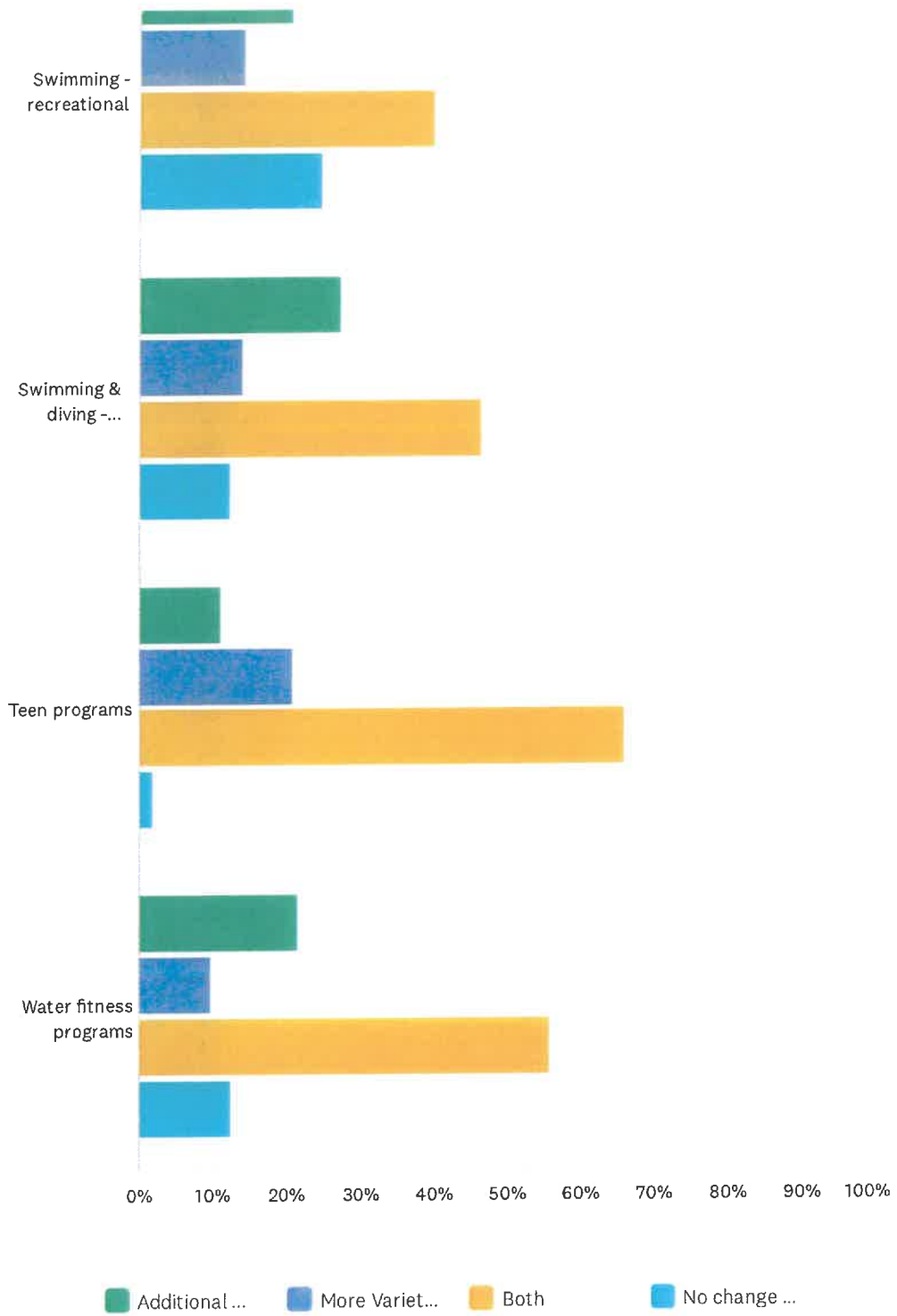
Georgetown-Scott County Parks and Recreation Master Plan Survey



Georgetown-Scott County Parks and Recreation Master Plan Survey



Georgetown-Scott County Parks and Recreation Master Plan Survey



Georgetown-Scott County Parks and Recreation Master Plan Survey

	ADDITIONAL CAPACITY OR TIMES/DAYS	MORE VARIETY OF PROGRAM OFFERINGS	BOTH	NO CHANGE NEEDED	TOTAL
[Insert text from Other]	36.54% 19	15.38% 8	42.31% 22	5.77% 3	52
Adult classes (e.g., art, cooking, gardening)	10.82% 21	24.74% 48	60.31% 117	4.12% 8	194
Art and, performing arts (adult)	9.28% 9	26.80% 26	62.89% 61	1.03% 1	97
Art and performing arts (youth)	13.11% 24	32.79% 60	49.73% 91	4.37% 8	183
Before and after school programs	25.45% 42	27.88% 46	38.18% 63	8.48% 14	165
Bicycle/pedestrian safety programs	21.05% 12	28.07% 16	38.60% 22	12.28% 7	57
Concerts/art performances	9.64% 24	25.30% 63	58.63% 146	6.43% 16	249
Dance and gymnastics	17.09% 34	23.62% 47	40.20% 80	19.10% 38	199
Festivals	8.78% 44	31.94% 160	44.11% 221	15.17% 76	501
Fishing, canoeing, or boating	13.59% 56	21.12% 87	36.65% 151	28.64% 118	412
Fitness and wellness programs (adult)	15.54% 39	19.52% 49	51.39% 129	13.55% 34	251
Fitness and wellness programs (youth)	11.59% 19	25.61% 42	53.05% 87	9.76% 16	164
Home school programs	6.90% 6	24.14% 21	60.92% 53	8.05% 7	87
Martial arts programs	18.42% 21	27.19% 31	44.74% 51	9.65% 11	114
Movies (outdoor)	18.67% 62	21.39% 71	48.49% 161	11.45% 38	332
Nature programs	12.11% 27	27.35% 61	55.61% 124	4.93% 11	223
Pet exercise programs	18.52% 15	23.46% 19	48.15% 39	9.88% 8	81
Preschool programs	21.49% 26	17.36% 21	47.93% 58	13.22% 16	121
Programs for persons ages 50+	10.29% 7	17.65% 12	67.65% 46	4.41% 3	68
Special events	9.29% 21	29.65% 67	50.88% 115	10.18% 23	226
Special needs programs	8.33% 4	14.58% 7	77.08% 37	0.00% 0	48
Sports programs (adult)	15.97% 19	25.21% 30	54.62% 65	4.20% 5	119
Sports programs (youth)	24.32% 144	13.01% 77	41.39% 245	21.28% 126	592

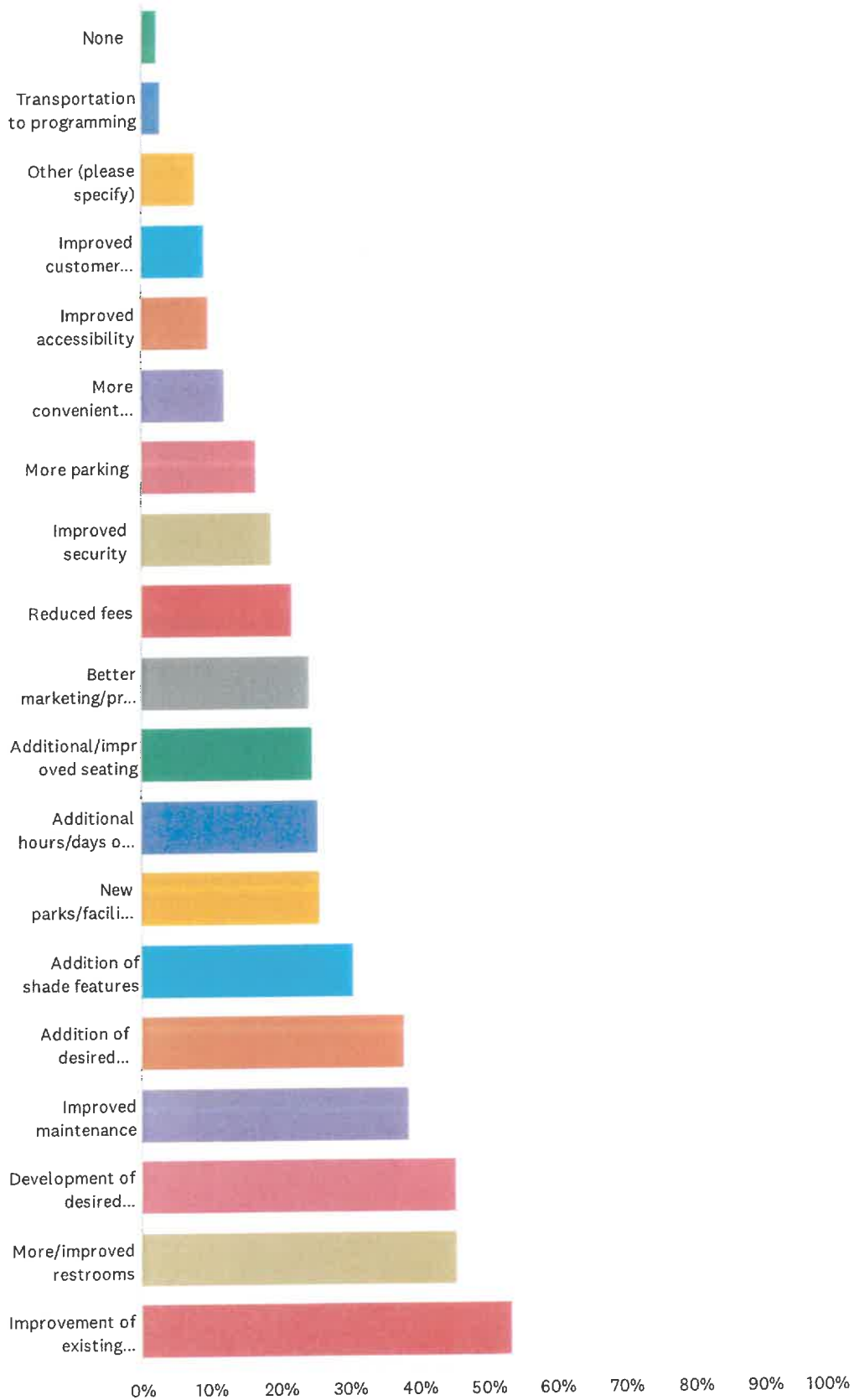
Georgetown-Scott County Parks and Recreation Master Plan Survey

Summer camp programs (youth)	13.08% 34	24.23% 63	53.85% 140	8.85% 23	260
Swim lessons	27.17% 69	10.24% 26	51.18% 130	11.42% 29	254
Swimming - recreational	20.73% 91	14.35% 63	40.09% 176	24.83% 109	439
Swimming & diving - competitive	27.19% 31	14.04% 16	46.49% 53	12.28% 14	114
Teen programs	11.11% 17	20.92% 32	66.01% 101	1.96% 3	153
Water fitness programs	21.62% 24	9.91% 11	55.86% 62	12.61% 14	111

Q13 What would encourage you to take better advantage of parks and recreation offerings by Georgetown-Scott County?

Answered: 1,152 Skipped: 376

Georgetown-Scott County Parks and Recreation Master Plan Survey

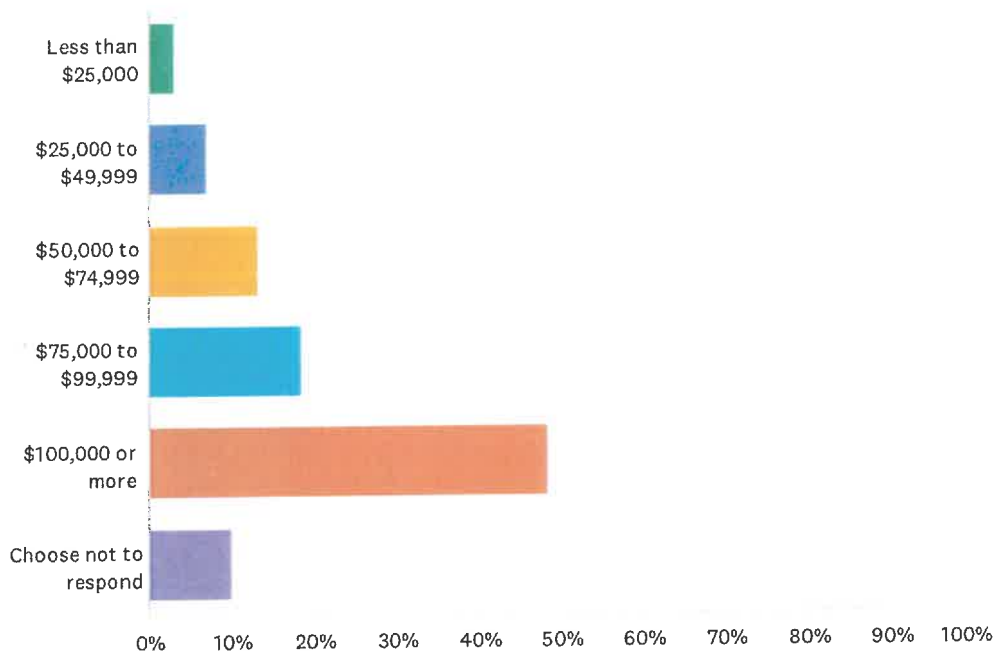


Georgetown-Scott County Parks and Recreation Master Plan Survey

ANSWER CHOICES	RESPONSES	
None	2.08%	24
Transportation to programming	2.86%	33
Other (please specify)	7.90%	91
Improved customer service by staff	9.11%	105
Improved accessibility	9.81%	113
More convenient program locations	12.15%	140
More parking	16.58%	191
Improved security	19.01%	219
Reduced fees	21.79%	251
Better marketing/promotion	24.31%	280
Additional/improved seating	24.65%	284
Additional hours/days of operation	25.52%	294
New parks/facilities closer to home	25.69%	296
Addition of shade features	30.64%	353
Addition of desired programs	37.85%	436
Improved maintenance	38.54%	444
Development of desired facilities	45.49%	524
More/improved restrooms	45.66%	526
Improvement of existing facilities	53.56%	617
Total Respondents: 1,152		

Q14 What is your annual household income?

Answered: 1,212 Skipped: 316



ANSWER CHOICES

Less than \$25,000
 \$25,000 to \$49,999
 \$50,000 to \$74,999
 \$75,000 to \$99,999
 \$100,000 or more
 Choose not to respond

RESPONSES

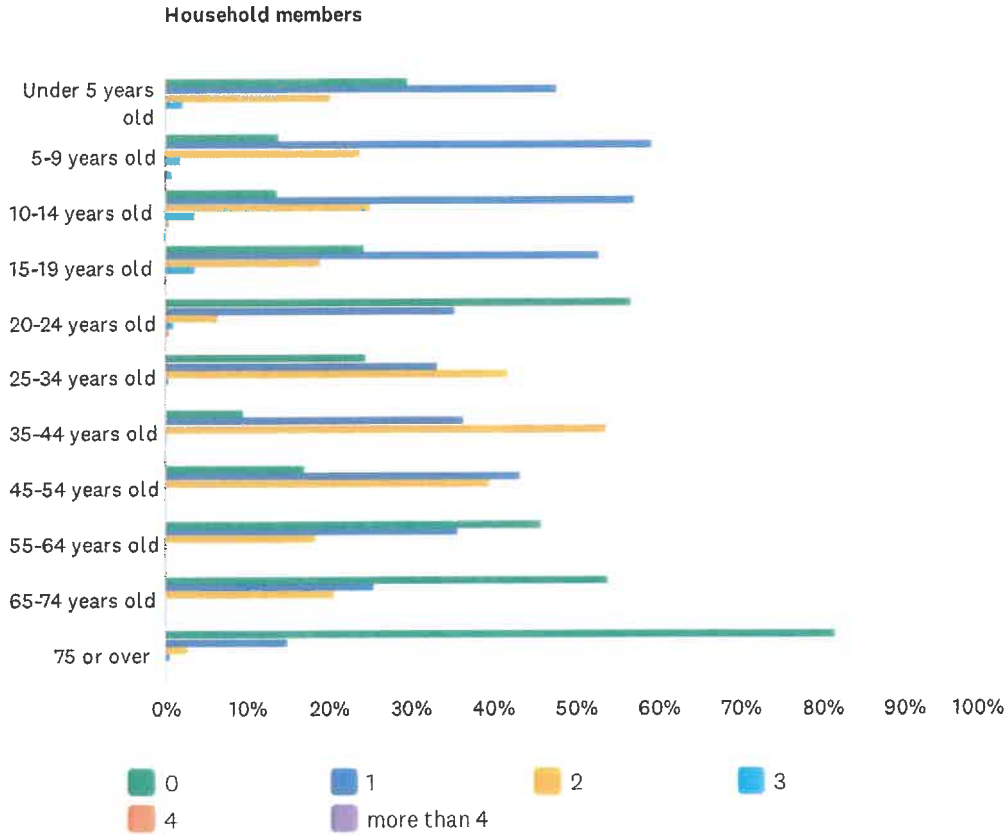
2.89% 35
 6.93% 84
 13.12% 159
 18.65% 226
 48.43% 587
 9.98% 121

TOTAL

1,212

Q15 Counting yourself, how many people in your household are of the following ages?

Answered: 1,202 Skipped: 326



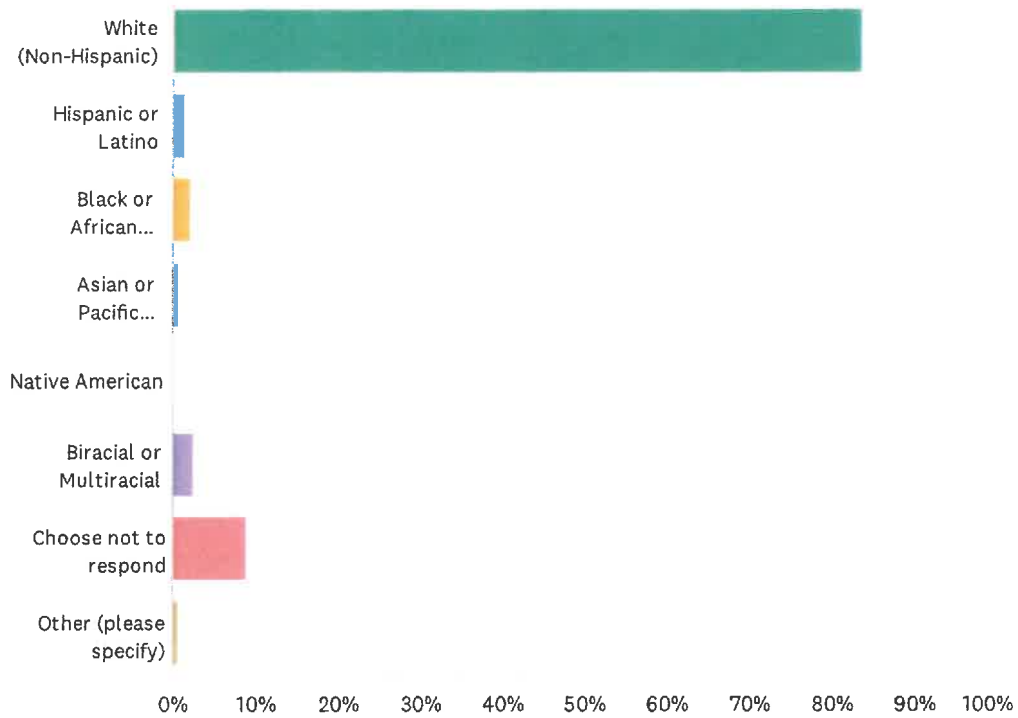
Georgetown-Scott County Parks and Recreation Master Plan Survey

Household members

	0	1	2	3	4	MORE THAN 4	TOTAL
Under 5 years old	29.72% 148	47.79% 238	20.28% 101	2.21% 11	0.00% 0	0.00% 0	498
5-9 years old	13.94% 91	59.26% 387	23.89% 156	1.84% 12	0.31% 2	0.77% 5	653
10-14 years old	13.60% 79	57.14% 332	25.13% 146	3.61% 21	0.52% 3	0.00% 0	581
15-19 years old	24.35% 94	52.85% 204	18.91% 73	3.63% 14	0.26% 1	0.00% 0	386
20-24 years old	56.80% 117	35.44% 73	6.31% 13	0.97% 2	0.49% 1	0.00% 0	206
25-34 years old	24.50% 99	33.17% 134	41.83% 169	0.50% 2	0.00% 0	0.00% 0	404
35-44 years old	9.65% 66	36.40% 249	53.65% 367	0.29% 2	0.00% 0	0.00% 0	684
45-54 years old	17.09% 74	43.19% 187	39.72% 172	0.00% 0	0.00% 0	0.00% 0	433
55-64 years old	45.85% 105	35.81% 82	18.34% 42	0.00% 0	0.00% 0	0.00% 0	229
65-74 years old	53.92% 110	25.49% 52	20.59% 42	0.00% 0	0.00% 0	0.00% 0	204
75 or over	81.56% 115	14.89% 21	2.84% 4	0.71% 1	0.00% 0	0.00% 0	141

Q16 What is your race/ethnicity? (Optional)

Answered: 1,170 Skipped: 358



ANSWER CHOICES	RESPONSES	
White (Non-Hispanic)	83.59%	978
Hispanic or Latino	1.37%	16
Black or African American	2.05%	24
Asian or Pacific Islander	0.60%	7
Native American	0.00%	0
Biracial or Multiracial	2.56%	30
Choose not to respond	8.97%	105
Other (please specify)	0.85%	10
TOTAL		1,170

Q17 Optional - Enter your email address to receive updates about this Master Plan process and future opportunities for involvement.

Answered: 447 Skipped: 1,081

Q18 What else would you like for Georgetown to consider for the Parks and Recreation Master Plan?

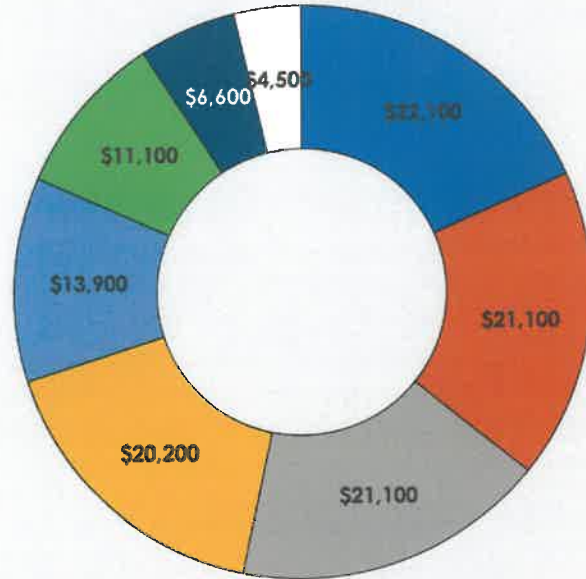
Answered: 496 Skipped: 1,032

**Georgetown-Scott County Parks & Recreation Master Plan
Dollar Voting Summary**

Action (Box Title)	Open House #1 Pavilion	Open House #2 Ed Davis	Total
Pickleball courts	\$5,800	\$8,900	\$14,700
	12%	33%	19%
New indoor facilities	\$9,000	\$3,600	\$12,600
	18%	14%	17%
New game fields	\$7,700	\$1,900	\$9,600
	16%	7%	13%
Walking & biking trails	\$7,000	\$2,400	\$9,400
	14%	9%	12%
New outdoor parks & facilities	\$6,100	\$2,600	\$8,700
	13%	10%	12%
Maintenance of existing parks	\$3,800	\$3,400	\$7,200
	8%	13%	10%
Acquisition of open space/green space	\$4,400	\$1,000	\$5,400
	9%	4%	7%
Skate park	\$1,600	\$1,000	\$2,600
	3%	4%	3%
Other	\$3,400	\$1,800	\$5,200
	7%	7%	7%
Total	\$48,800	\$26,600	\$75,400

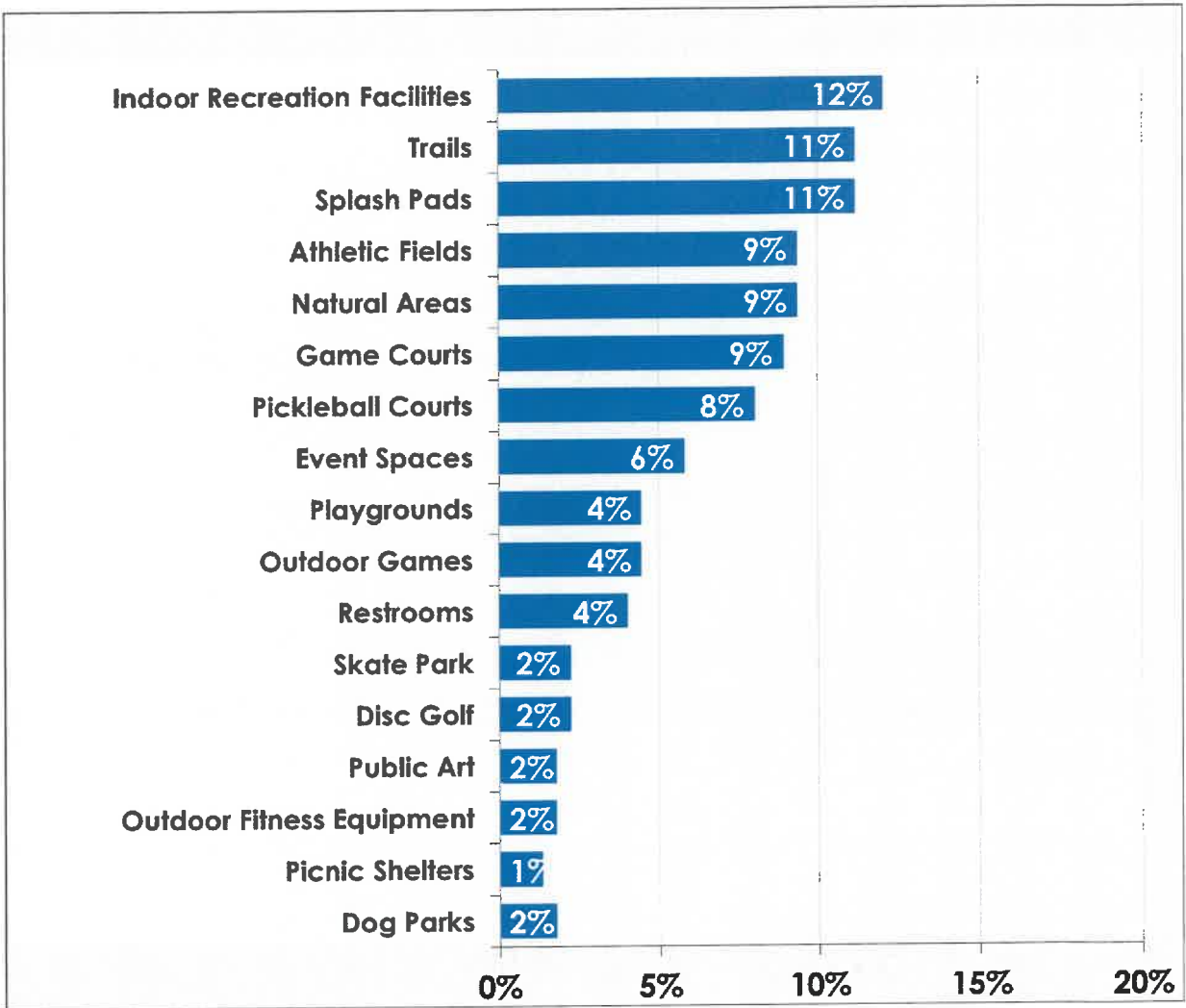
Dollar Voting Allocation (\$1,000 per Participant)

- Sports Fields & Courts
- Programs & Events
- Indoor Recreation Centers & Facilities
- Existing Facilities/Maintenance
- Support Features
- Trails
- Spray Parks
- Other



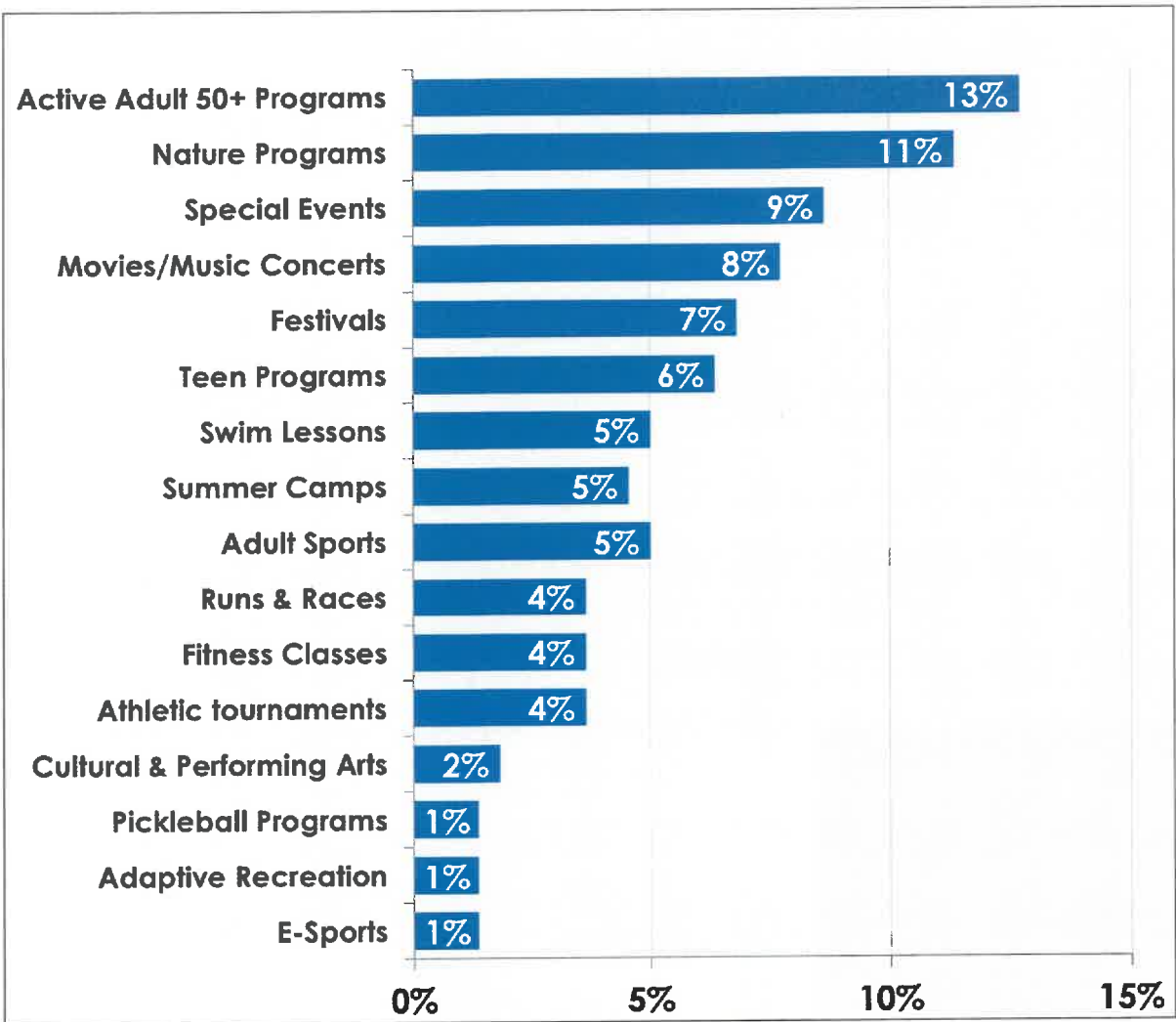
Park and Recreation Features Dot Voting

Recreation & Park Features	Open House #1 Pavilion	Open House #2 Ed Davis	Total	%
Dog Parks	2	2	4	2%
Picnic Shelters	3	0	3	1%
Outdoor Fitness Equipment	3	1	4	2%
Public Art	4	0	4	2%
Disc Golf	2	3	5	2%
Skate Park	3	2	5	2%
Restrooms	5	4	9	4%
Outdoor Games	6	4	10	4%
Playgrounds	8	2	10	4%
Event Spaces	8	5	13	6%
Pickleball Courts	7	11	18	8%
Game Courts	7	13	20	9%
Natural Areas	15	6	21	9%
Athletic Fields	19	2	21	9%
Splash Pads	13	12	25	11%
Trails	19	6	25	11%
Indoor Recreation Facilities	17	10	27	12%
Total	141	83	224	
Participants	47	28	75	

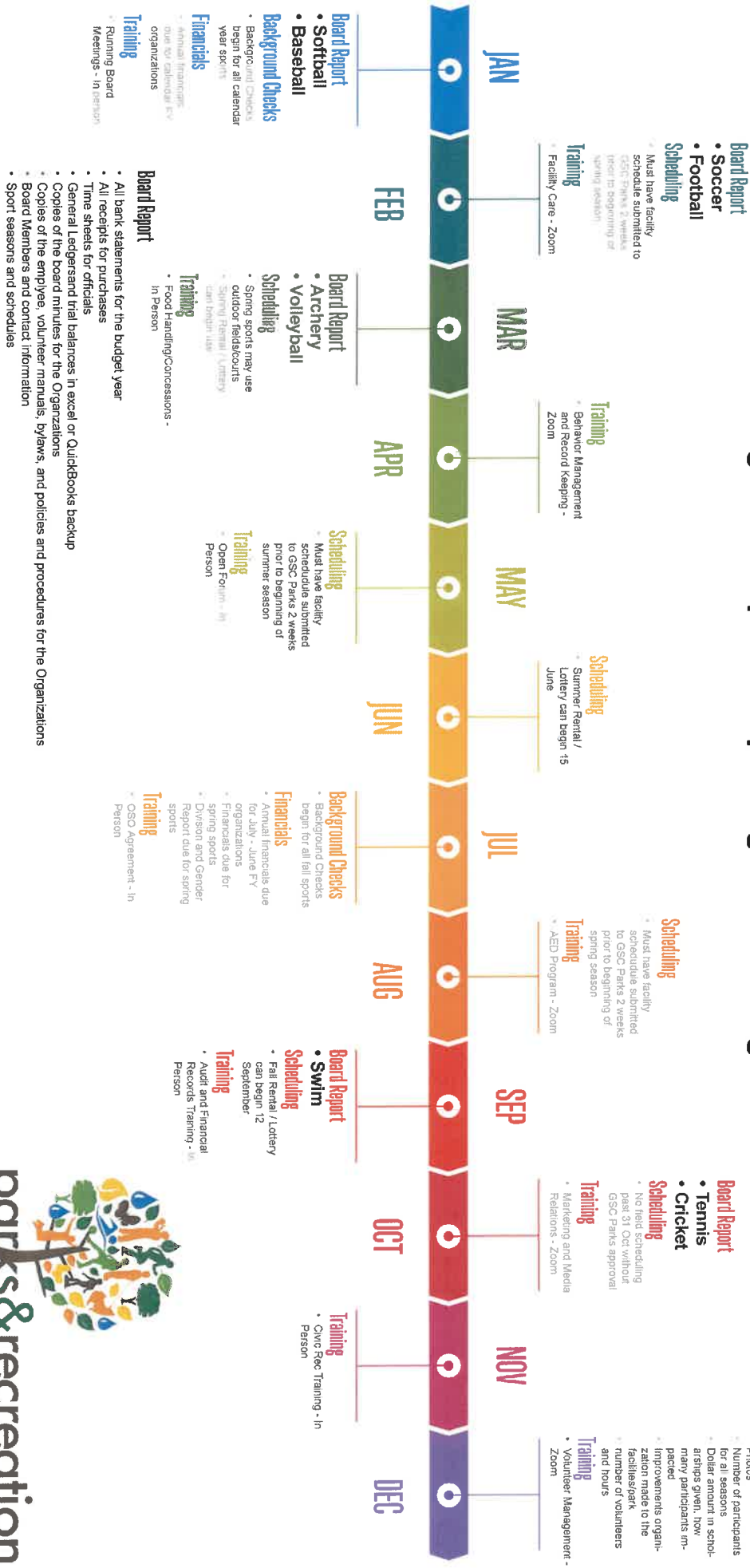


Recreation Program Dot Voting

Programs	Open House #1 Pavilion	Open House #2 Ed Davis	Total	%
E-Sports	2	1	3	1%
Adaptive Recreation	2	1	3	1%
Pickleball Programs	3	0	3	1%
Cultural & Performing Arts	3	1	4	2%
Athletic tournaments	4	4	8	4%
Fitness Classes	5	3	8	4%
Runs & Races	6	2	8	4%
Adult Sports	1	10	11	5%
Summer Camps	5	5	10	5%
Swim Lessons	7	4	11	5%
Teen Programs	7	7	14	6%
Festivals	12	3	15	7%
Movies/Music Concerts	7	10	17	8%
Special Events	13	6	19	9%
Nature Programs	19	6	25	11%
Active Adult 50+ Programs	17	11	28	13%
Youth Sports	27	6	33	15%
Total	140	80	220	1
Participants	47	27	73	



Organized Sports Reporting and Training Timeline





Policy: Facility Patron Rules - New

Policy Number: POL.A.07.10

Page: 194 - TBD

Originator: Kimberly Rice

Date: 7/17/2023

Authorized by: _____

Date: _____

Board Chair

References: Policies CAPRA 1.4.1

Revision Date: _____

POL.A.07.10 – Facility Use Rules

All GSC Parks facilities are family friendly facilities operated for the benefit of the community. It is essential to the enjoyment of our patrons that a non-threatening, pleasant atmosphere be maintained for our patrons and staff. The facility rules are intended to achieve that aim by imposing the minimum restrictions necessary on the actions of any individuals.

Behavior

Behavior Code in all GSC Parks Facilities is covered under POL.A.07.08 – Behavior Management. Disciplinary Action for Behavior Management Violations is covered by PRO.ADMIN.07.01 – Procedures for Behavior Management.

[Behavior Management Policy and Procedure Letter](#)

Warnings: A verbal warning is given to a patron the first time a problem occurs. At the time of the warning, it will be emphasized that this kind of behavior will not be tolerated, and any additional problems may result in disciplinary action outlined in the [Behavior Management Policy and Procedure Letter](#).

Personal Conduct

Abusive behavior, inappropriate conduct (i.e., spitting in the facility or vandalism of equipment) and use of profane language are unacceptable during all recreation activities and within the facility. The staff reserves the right to request that individuals leave the facility for such behavior. Participants will be billed for any damage they cause to the facility and equipment through misuse. Individuals may also have their use of GSC Parks facility privileges suspended and their behavior reported to the Georgetown Police Department. Please be considerate of other facility users and follow the posted rules.

1. Skateboards, inline hockey skates, rollerblades, bikes, and pets are prohibited from GSC Parks facilities.
2. Any person suspected of being under the influence of alcohol and/or controlled substances will be asked to leave the facility and GSC Parks reserves the right to notify law enforcement.

GSC Parks and Recreation staff reserves the right to take action on circumstances determined to not be in the best interests of the public.

Check-in

For security reasons, everyone must check in at the control desk upon entering ANY GSC Parks facility (EDLC, Pavilion, SFAC). Fee based facilities such as the Pavilion and Suffoletta Family

Aquatic Center must pay an appropriate entrance fee or have purchased in advance one of the available memberships. Observers will only be admitted in associated with a currently occurring program and MUST check-in as an observer. Observers are prohibited from utilizing all areas/amenities of the facility. Members must present their membership card to the staff at the control desk every time they enter the facility.

Attire & Footwear

Proper, clean athletic shoes are required. Only non-marking soles are permitted on playing surfaces. Bare feet, socks, hard-soled shoes and open toed shoes are not permitted. Street shoes should be changed prior to participating in an activity. Participants are encouraged to wear appropriate attire while participating in all activities and are required to wear athletic attire in the fitness center. Jewelry, baseball hats, and street clothing can be dangerous and confining while exercising. A t-shirt or tank top and athletic shoes are required in the Pavilion fitness areas. Patrons must be dry and fully dressed before entering other areas apart from the natatorium.

Food and Beverage

Food & beverages are prohibited from all activity areas. Designated areas are established at each facility. Water bottles with closed tops are permitted in the fitness areas, gymnasium, and natatorium only. Chewing gum and all tobacco products are not permitted in any recreation activity area.

Alcohol

“The sale and/or services of Alcohol Beverages is prohibited in all GSC Parks facilities.” Please refer to POL.A.06.06 – Alcohol Rules, Regulations and Policies [insert link to policy].

Inclement Weather

On days that Scott County Schools are closed or operating on a delay due to inclement weather, GSC Parks facilities will open one hour later than normally scheduled. In the event of severe weather conditions such as snowstorms, please contact the respective facility or visit <https://www.facebook.com/GSCParks> regarding the status of classes, meetings, and/or activities.

Unsupervised Youth Participants (*Effective March 1, 2022*)

Ed Davis Learning Center

- Children ten (10) years and older may participate in Ed Davis Learning Center facilities activities without an adult.
- If GSC Parks staff encounters any problems with these children, a parent or guardian will be contacted, and the child must be picked up within 30 minutes of notification.
- Disciplinary action may be taken in accordance with POL.A.07.08 – Behavior Management [insert link to policy].
- Children under the age of ten (10) are required to have adult supervision at all times.
- Any unsupervised youth ten (10) to seventeen (17) years old MUST be signed in at the front desk by a parent or guardian as an unsupervised youth.

Pavilion and Suffoletta Family Aquatic Center

- GSC Parks welcomes participants of all ages, abilities, religions and cultures to aquatic facilities. Safe swimming is important to us. All participants are required to wear swimming attire suitable for a public family aquatic environment and must meet Health and other regulatory requirements.
 - Appropriate swim attire includes: Only clean appropriate attire designed for swimming is permitted in the water. Appropriate swimwear covers the buttocks, pubic region, and breasts.
- Children thirteen (13) years and older may participate at all GSC Parks facilities without an adult, 18 years of age or older (EDLC Exempt).
- If GSC Parks staff encounters any problems with these children, a parent or guardian will be contacted, and the child must be picked up within 30 minutes of notification.
- Disciplinary action may be taken in accordance with POL.A.07.08 – Behavior Management [insert link to policy].
- Children under the age of thirteen (13) are required to have adult supervision at all times.
- Any unsupervised youth thirteen (13) to seventeen (17) years old MUST be registered at the front desk by a parent or guardian as an unsupervised youth.

Personal Items

- Individuals are responsible for their personal belongings.
- GSC Parks and Recreation is not responsible for lost or stolen items.

Injuries/Assumption of Risk

Warning - Individuals may suffer physical and/or mental injury from participating in any recreational activity. Participation in recreational activities is completely voluntary. Individuals participate at their own risk and assume responsibility for their own health and safety. GSC Parks are not liable for injuries sustained during participation in any GSC Parks sponsored activity, including but not limited to sports, club sports, informal recreation, group fitness classes, and individual workouts. Participants are required to have their own health/medical insurance coverage. All injuries should be reported to the Manager on Duty (MOD) for the facility and/or staff monitor in charge of the activity, and a complete report of the injury should be recorded on the proper form and filed with GSC Parks. This report, when appropriate, should be completed at the site of the activity. Participants should be careful to follow any doctor's instructions concerning physical handicaps, injuries, illness, and the involvement in any activity.

Brooking Park Concessions Building

Please see policy POL.A.06.04 – Park Rental Policies [insert link to policy] for policies associated with Brooking Park Concession Building.

Ed Davis Learning Center (EDLC)

1. Shoes and shirts are required at all times. No black soled or hard soled shoes allowed.
2. Ed Davis Learning Center is a family friendly facility. The use of profane language is prohibited in all areas of the facility.

3. CHILDREN UNDER THE AGE OF 10 (ten) must be accompanied by a responsible adult 18 years of age or older. The responsible adult must be in sight of the child in all areas of the facility.
4. Running, pushing, shoving and rough play is prohibited.
5. Clean up any messes made inside and outside of the facility.
6. Put away anything you get out.
7. "The sale and/or services of Alcohol Beverages is prohibited in all GSC Parks facilities." Please refer to POL.A.06.06 – Alcohol Rules, Regulations and Policies [insert link to policy].
8. GSC Parks and Recreation is not responsible for lost or stolen items. Please secure your belongings.

Pavilion

Cubby-style storage lockers are available for daily use; to get a lock for one, you need to turn in your ID at the front desk. Lost and found items will be held at the front desk. Please report any lost or stolen items to the Manager on Duty (MOD) at the front desk.

Fitness Areas (Cardio, Weight Room, Green Room)

It is recommended that participants consult with their physician prior to starting a training program. Please consult with Pavilion operations staff before use all the equipment to ensure proper use and follow posted instructions. Personal training and fitness testing services are available at minimal cost to Pavilion users; please inquire with a staff member about these and other services. Please report any equipment malfunctions or medical emergencies to the staff.

1. Must be 16 years old to use the Cardio/Fitness room. Youth Weight Training Orientation Program is available Participants 12 - 15 years of age and then be eligible to use the cardio/ fitness area.
2. T-shirts or tank tops and athletic shoes must be worn at all times in the fitness areas. Water bottles with closed tops are acceptable.
3. Wipe down machines with disinfectant after use
4. Please re-rack plates on plate trees or plate horns when finished. DO NOT leave plates loaded on machines

Gymnasium Rules

9. Food and drinks are PROHIBITED in the gymnasium and pool area. Water bottles are allowed in bleacher area. The patio, concessions area, and balconies are available for eating and drinking.
10. Shoes and shirts are required at all times. No black soled or hard soled shoes allowed.
11. The Pavilion is a family friendly facility. The use of profane language is prohibited in all areas of the facility.
12. No hanging on basketball rims.
13. Full court play is only allowed when it is available. Staff reserves the right to limit pick-up games to half court. Winning teams stay on the court. Staff reserves the right to stop games at any time.

14. CHILDREN UNDER THE AGE OF 13 (thirteen) must be accompanied by a responsible adult 18 years of age or older. The responsible adult must be in sight of the child in all areas of the facility.
15. No kicking or throwing basketballs at the rafters or up to the track.
16. No shooting balls from the track.
17. Soccer is not allowed in the gymnasium area.
18. GSC Parks and Recreation is not responsible for lost or stolen items. Please secure your belongings.

KidZone

At The Pavilion, children should enjoy their experience as much as their parents. Children can stay and play in KidZone while their parents utilize the facility for a nominal fee. Our playroom offers a wide variety of entertainment for children three months through twelve (12) years of age. Children are to NOT be bottle fed in the KidZone and the parent will be responsible to change the child's diaper. It is not necessary to reserve a spot in The KidZone. The parent MUST be participating at The Pavilion in order to use this service!

- Maximum visit is two hours. If the parent abuses the 2 hour length of stay, up to 15 minutes late, a \$5 fee will be charged; \$10 for 15-20 minutes late. For additional policies, please inquire at the Front Desk or The KidZone Room.
- Maximum Capacity – 25
-

When is a Child Too Sick for KidZone?

In an effort to prevent the spread of illness to other children and adults, please evaluate your child's health before placing them in KidZone.

If your child has the following symptoms, please refrain from placing them in KidZone until the symptoms have abated or have been evaluated by a physician:

1. Fever
2. Moderate drainage (clear or discolored) from the mouth, nose, eyes, or ears
3. Red Discoloration to the whites of the eye(s)
4. Skin rashes
5. Severe abdominal pain
6. Vomiting
7. Diarrhea
8. Upper respiratory illness such as bronchiolitis or influenza

Natatorium Rules

Pool and facility rules and regulations are intended for the safety of all guests. Failure to follow the rules can result in illness, serious injury or expulsion from the facility.

Storm Policy

If an electrical storm is in the area, the indoor pools and the outdoor pools and features will be closed. The pool closure is an effort to make the Pavilion and Suffoletta Family Aquatic Center safe environments. GSC Parks follows American Red Cross and the National Lightning Safety

Institute guidelines for weather issues. There will be a 30-minute waiting period from the last sight of lightning or sound of thunder.

1. Certified lifeguards will be on duty at all times. Follow lifeguard direction.
2. Do not swim alone.
3. CHILDREN UNDER THE AGE OF 13 (thirteen) must be accompanied by a responsible adult 18 years of age or older. The responsible adult must be in sight of the child in all areas of the facility.
4. CHILDREN 5 (five) YEARS AND YOUNGER MUST BE WITHIN ARMS REACH OF A RESPONSIBLE ADULT AT ALL TIMES WHILE THEY ARE SWIMMING. THIS MEANS THE ADULT MUST SWIM WITH THE CHILD(REN) THEY ARE CHAPERONING.
5. Children under the age of 3 (three) years must wear swim diapers. (Regular diapers are prohibited per the CDC).
6. Safety breaks may be taken during the last fifteen minutes of every hour. The break is for adults and adults with children 5 (five) years and under to swim. There is a 2 (two) child maximum per adult.
7. Patrons MUST shower before entering the pools.
8. Proper swim attire must be worn. (No cut-offs, shorts, leotards, or colored shirts will be allowed. White or light gray t-shirts only)
9. Patrons must be dried, dressed, and wearing shoes before entering other parts of the facility.
10. Street shoes worn on deck must be clean.
11. Use of tobacco or e-cigarette products is not allowed in the Pavilion.
12. Persons with contagious conditions, open wounds, sores, infections, or fungal diseases are not permitted in the pools or the pool area.
13. Running, pushing, shoving and rough play is prohibited in the aquatic area.
14. Spitting, spouting water or blowing nose into the water is prohibited.
15. Aquatics management must approve any floatation device used which is not USCG approved. USCG approved lifejackets are available on a first come, first serve basis. Inflatable water wings and swim noodles are not permitted.
16. No throwing of hard objects.
17. Glass is PROHIBITED in the pool or pool area.
18. Food and drinks are PROHIBITED in the pool or pool area. The patio, concessions area and balconies are available for eating and drinking.
19. Rescue equipment and lifeguard chairs are for staff use only. Lifeguard attire is to be worn by GSC Parks and Recreation staff only.
20. The Pavilion is a family friendly facility. The use of profane language is prohibited in all areas of the facility
21. While using the Lap Pool, patrons must also comply with the Pavilion Pool Rules, Diving Board, Basketball, and Aqua Climb Rules as posted.
22. Additional Pool Rules are posted elsewhere in the pool area. Patrons must comply with all facility rules.

Special Equipment Pool Users

A pool lift is available for swimmers with disabilities who require assistance to enter the pool. Swimmers must provide any type of flotation device needed to swim in the pool.

1. Lifeguards are not trained nor permitted to provide swimming instructions but will assist swimmers with disabilities into and out of the pool lift as needed.
2. It is recommended that individuals coming to use the chair lift contact aquatics management in advance so that the lifeguards will have ample time to install and prepare the pool lift.

Aqua Climb Rules

1. Experienced swimmers only.
2. Only 1 (one) climber at a time on the Aqua Climb. Persons in line must wait until the previous diver or climber has safely reached the pool ladder or wall before climbing on the Aqua Climb.
3. Only one swimmer at a time in the Diving/Drop Zone.
4. Flotation devices are not permitted.
5. No diving and no backflips. Feet first entries only.
6. Please take turns while using the Diving Board and the Aqua Climb.
7. Climbers must exit the Diving/Drop Zone area immediately following entry.
8. While using the Aqua Climb, patrons must also comply with the Pavilion Pool Rules, Lap Pool Rules, and the Diving Board Rules as posted.

Diving Board Rules

1. Experienced swimmers only.
2. Only 1 (one) diver at a time on the diving board. Persons in line must wait until the previous diver or climber has safely reached the pool ladder or side of the pool before climbing on the diving board.
3. Only one swimmer at a time in the Diving/Drop Zone.
4. Only USCG approved life jackets will be allowed. Assistance and catching a participant off the diving board is prohibited.
5. Safe diving must be practiced. No running, cartwheels, sitting, or handstands on the diving board. Inward dives and multiple bounces are prohibited.
6. Diver must dive straight out from the board.
7. Swimming and jumping from the deck are not permitted in the diving area.
8. Please take turns in using the Diving Board and the Aqua Climb.
9. Divers must exit the Diving/Drop Zone area immediately following entry.
10. While using the Diving Board, patrons must also comply with the Pavilion Pool Rules, Lap Pool, and Aqua Climb Rules as posted.

Lap Pool Rules

23. Jumping into the Lap Pool is permitted except in the diving well during diving board use. Look before you jump. Jump feet first and straight out from the wall. Running starts are not allowed.

24. Diving and playing on the starting blocks is not allowed. Swim team and swim lesson participants may use them during practice and at other times with the Aquatic Manager's permission.
25. Hanging on lane ropes and lifelines is prohibited.
26. A chair lift and stairs are available for ease of access.
27. Basketball players **MUST** participate from the water. **NO SLAMDUNKING!**
28. Somersaults and back dives from the side of the pools is strictly prohibited.

Leisure Pool Rules

1. Diving is **PROHIBITED** in the Leisure Pool. Diving is only allowed in the deep end of the Lap Pool and diving well. Somersaults and back dives from the side of the pools are strictly prohibited.
2. Enter and Exit the Leisure Pool slowly.
3. Jumping in the Leisure Pool is prohibited in the Lazy River, Vortex, and other areas deemed unsafe by the lifeguards on duty.
4. Patrons are not permitted to exit the pool between the lazy river and the slide or walk on any of the walls or the island in the Leisure Pool.
5. Do not stand or jump from under the water slide structure or the stairs. Do not climb on or around any structures in the Leisure Pool.
6. While using the Leisure Pool, patrons must also comply with the Pavilion Pool rules, Water Slide Rules and Warm Water Cautions as posted.
7. Pregnant women, elderly persons and persons suffering from any heart condition or disease, diabetes or high/low blood pressure should not enter the pool without prior medical consultation for their physician.
8. Do not use the pools under the influence of alcohol, tranquilizers or other drugs that cause drowsiness or that raise or lower blood pressure.
9. Observe reasonable time limits, (i.e. 10 to 15 minutes) then leave the water and cool down before returning for another brief stay.
10. Long exposure to warm water may result in nausea, dizziness, fainting or death.
11. While using the Leisure Pool, patrons must comply with the Pavilion Pool Rules and Water Slide Rules.

Water Slide Rules

1. Goggles, fins, watches, jewelry, zippers, buckles, snaps, life jackets, and flotation devices are not to be worn while using the slide.
2. Only one person is allowed on the slide at a time. The lifeguard will signal when the next slider may go.
3. Patrons must be 42" tall or taller to use the slide.
4. Patrons who are pregnant, have a fear of heights, or have experienced heart or back problems should not use the slide.
5. Sliders must go down the slide in a sitting position or on their back, feet first.
6. Patrons cannot catch a slider per manufacturer instructions. Only lifeguards are permitted in the catch pool and may assist a slider.

7. While using the Water Slide, patrons must also comply with the Pavilion Pool Rules, Leisure Pool Rules, and Warm Water Rules as posted.

Track Rules

1. You must be 10 (ten) years or older to use the track
2. Do not stand on track to observe activities in the gymnasium.
3. Food and drinks are PROHIBITED on the track. The patio, concessions area, and balconies are available for eating and drinking.
4. Carrying a child while utilizing the track is prohibited
5. Strollers are prohibited from use on the track

Personal Training

Skate Park

1. Know your abilities and skate at your own risk.
2. Children should have parental supervision\
3. Only skateboards, in-line skates, and bicycles allowed in designated skate areas.
4. User shall wear protective equipment (helmets and pads)
5. Horseplay, shoving and/or fighting will not be permitted
6. No smoking, eating and/or drinking allowed in the designated skate area.
7. No alcohol or drugs permitted.
8. No items such as benches, tables, or other objects may be used as ramps.
9. Do not proceed into an area until it is clear of other users.
10. Do not overcrowd the facility.
11. Certain weather conditions such as rain, snow, or ice can adversely affect ramps and surface conditions. Please use care.
12. No spectators inside skating area.
13. If entering the Pavilion for use of vending, water fountains, or bathrooms, no skateboards, in-line skates or bicycles allowed.
14. KRS 411.190 (Kentucky State Recreation User Statute) applies

Suffoletta Family Aquatic Center (SFAC)

Storm Policy

If an electrical storm is in the area, the indoor pools and the outdoor pools and features will be closed. The pool closure is an effort to make the Pavilion and Suffoletta Family Aquatic Center safe environments. GSC Parks follows American Red Cross and the National Lightning Safety Institute guidelines for weather issues. There will be a 30-minute waiting period from the last sight of lightning or sound of thunder.

1. Certified lifeguards will be always on duty. Patrons who do not obey pool rules, will be disciplined based on the severity of the action.
2. There will be NO Rain Checks.
3. An adult (18 years and older) must always accompany children under the age of 13. Children 5 years and younger must always be in arms reach of a responsible adult.

4. All patrons entering the facility will be required to pay an entry fee to enter.
5. Persons leaving the facility will be required to pay additional entry fee upon re-entering.
6. Children under 3 years of age must wear plastic pants or swim diapers per The Center for Disease Control recommendations.
7. NO COOLERS permitted in the facility. NO outside food or drinks are allowed in the facility.
8. Do not leave belongings at concession tables. Concession tables are for eating and drinking only.
9. Food and drink (except water products) are not allowed on the pool deck. Food is allowed on the patio and grass area only per The Center for Disease Control recommendations.
10. NO DIVING allowed anywhere in the Suffoletta Family Aquatic Center.
11. Patrons must shower before entering the water.
12. Proper swim attire must be worn. No cutoffs, shorts or leotards. Only white t-shirts will be allowed.
13. Tobacco products or vaporizing devices allowed in designated areas only.
14. Alcohol is not allowed. Any person suspected of being under the influence of alcohol and/or controlled substances will be asked to leave the facility.
15. Persons with contagious conditions, open wounds sores, infections or fungal diseases are not allowed in the pool or pool area.
16. Running, pushing, shoving, boisterous and rough play is prohibited.
17. Spitting, spouting water or blowing nose into water is prohibited.
18. The lifeguard must approve ant flotation device. Children unable to swim may use a USCG approved life jacket. Floats and noodles are NOT permitted.
19. Street clothes or street shoes are only permitted on designated areas of the pool deck.
20. There will be a 15-minute safety break every hour for participants under the age of 18 years old.
21. Adults with children 5 years and under may swim during break. There is a maximum of 2 children per adult during break.
22. Animals are not allowed in the facility. Service animals are welcome.
23. Suffoletta Chaise lounges are not allowed in the grass.
24. Management reserves the right to act on any situation that may not be in the best interest and safety of the public.
25. The Georgetown-Scott County Parks and recreation Department is not responsible for any lost or stolen articles.

Water Slide Rules

1. The use of tubes, life jackets, flotation devices, goggles, masks, sunglasses, fins, suits with zippers, or anything plastic or metal on a suit that scratches the slide or other features is not permitted on the slide.
2. Lifeguards will not catch sliders.
3. Only one person is allowed on the slide at a time. The attendant will signal when the next slider may go.
4. Patrons must be 48" tall or taller to use the slide.
5. Patrons, who are pregnant, have a fear of heights or have experienced heart or back problems, should not ride the slide.

6. Sliders must go down the slide on their back, feet first, ankles crossed and hands crossed over chest.
7. There will be a 15-minute safety break every hour for participants under age 18 years.
8. Do not use the railing to push off. Ask the attendant for assistance.
9. Wait at top of stairs until preceding person swims to the ladder. The attendant will indicate when it is safe to begin.
10. Keep moving on the slide.
11. Cutting the line, place holding, and spitting off the tower is not permitted and may result in dismissal from the facility.
12. Exit immediately by the ladder or cross under the rope.
13. Management reserves the right to act on any situation that may not be in the best interest and safety of the public.
14. Failure to follow slide rules can result in serious injury to yourself and others. It will result in the loss of your privilege to use the slide.
15. Maximum rider weight is 300 pounds.
16. Non-swimmers are not permitted.
17. For further information please consult the full set of pool rules in the building. Rules may be adapted or changed as needed and/or without notice.

Spray Ground and Play Feature Rules

1. The Spray Ground Feature is for children up to 10 years of age. The Central Play feature is available for all ages.
2. Children in the spray ground area MUST be under the direct supervision of an adult 16 years and older at all times.
3. Always Walk.
4. Climbing on, diving off, or jumping from play equipment is prohibited.
5. Food and drinks are permitted in grassy eating areas only.
6. Children under 3 years of age must wear plastic pants or swim diapers per the Center for Disease Control recommendations.
7. Management reserves the right to act on any situation that may not be in the best interest and safety of the public.
8. No Lifeguard on duty in this area.
9. For further information please consult the full set of pool rules in the building. Rules may be adapted or changed as needed and/or without notice.

Lazy River Rules

1. Enter and exit from tube area only.
2. Riders must wait for instruction from lifeguard before starting.
3. Riders must use tubes provided. Two sizes are available.
4. Adults (16 years and up) with children 5 years and younger must ride in tubes together.
5. Limit one child per adult. Otherwise only one rider per single rider tube.
6. Children 5 years and younger must be within arm's reach of a responsible adult at all times.
7. Children less than 48" tall must ride in an adults lap.

8. Children under 3 years of age must wear plastic pants or swim diapers due to The Center for Disease Control recommendations.
9. The Double tubes have a two-person limit.
10. No trains or chains.
11. Riders must stay in tube.
12. Always keep moving.
13. One time around then exit immediately when people are waiting.
14. Place tubes in container/holder after use.
15. Management reserves the right to act on any situation that may not be in the best interest and safety of the public.
16. For further information please consult the full set of pool rules in the building. Rules may be adapted or changed as needed and/or without notice.

Georgetown-Scott County Parks and Recreation Financial Statement June 2023

Accounts	Income					
	June Income 2023	YTD Income 2023	Budget	Balance	% of Budget	
3030 · City Funds	104,583.43	1,254,999.99	1,255,000.00	-0.01	100.0%	
3060 · County Funds	313,750.00	1,255,000.00	1,255,000.00	0.00	100.0%	
3150 · Pool Income	68,783.96	162,895.99	258,000.00	-95,104.01	63.14%	
3180 · Horse Park Pool	0.00	41,044.50	57,700.00	-16,655.50	71.13%	
3260 · Pool Concessions- Contract	0.00	1,487.17	5,000.00	-3,512.83	29.74%	
3400 · Kidzworld Income	40,627.23	155,311.56	105,000.00	50,311.56	147.92%	
3430 · Fun Express Income	-400.00	6,945.00	10,000.00	-3,055.00	69.45%	
3470 · KLC Safety Grant	0.00	2,633.00	3,000.00	-367.00	87.77%	
3600 · Facility Rental Income	11,571.00	45,191.25	36,500.00	8,691.25	123.81%	
3710 · Special Events Income	158.80	5,598.10	5,000.00	598.10	111.96%	
3720 · Private Donations	0.00	6.00	2,500.00	-2,494.00	0.24%	
3730 · New Programs Income	0.00	2,000.00	5,000.00	-3,000.00	40.0%	
3750 · Miscellaneous Income	57.00	216.55	300.00	-83.45	72.18%	
8014 · Pavilion - 20 V Passes	1,361.00	23,018.92	30,000.00	-6,981.08	76.73%	
8015 · Pavilion - Daily Passes	25,821.10	209,169.54	164,000.00	45,169.54	127.54%	
8016 · Pavilion - Annual Pass	28,874.88	310,631.61	220,000.00	90,631.61	141.2%	
8017 · Pavilion - 6 Month Pass	1,211.00	12,710.81	22,000.00	-9,289.19	57.78%	
8018 · Pavilion - Aquatics Programs	3,427.42	23,693.02	50,000.00	-26,306.98	47.39%	
8020 · Pavilion Gymnasium Programs	840.00	17,716.65	20,000.00	-2,283.35	88.58%	
8022 · Pavilion - Dance/Gymnastics Pro	0.00	107,084.96	114,000.00	-6,915.04	93.93%	
8023 · Costumes	0.00	602.00	0.00	602.00	100.0%	
8024 · Pavilion - Aerobics Programs	531.00	9,626.50	15,000.00	-5,373.50	64.18%	
8026 · Pavilion - Camps/Childrens Act.	0.00	0.00	3,000.00	-3,000.00	0.0%	
8028 · Pavilion - Special Events	0.00	403.36	5,000.00	-4,596.64	8.07%	
8030 · Pavilion - Child Care	0.00	240.00	350.00	-110.00	68.57%	
8032 · Pavilion - Facility Rental	1,800.00	31,678.00	45,000.00	-13,322.00	70.4%	
8034 · Pavilion - Concession/Vending	1,179.94	10,608.93	10,000.00	608.93	106.09%	
8035 · Gift Certificates	0.00	535.00	0.00	535.00	100.0%	
8036 · Pavilion - Miscellaneous	13.00	80.00	500.00	-420.00	16.0%	
Total Income	604,190.76	3,691,128.41	3,696,850.00	-5,721.59	99.85%	

Georgetown-Scott County Parks and Recreation Financial Statement June 2023

Accounts	Expense				
	June Expense 2023	YTD Expense 2023	Budget	Balance	% of Budget
4030 · ADMINISTRATIVE SALARIES - FT	15,872.10	209,767.27	300,000.00	90,232.73	69.92%
4060 · Employer FICA Tax	15,124.99	123,497.63	130,000.00	6,502.37	95.0%
4090 · Unemployment Insurance	398.92	2,811.79	17,500.00	14,688.21	16.07%
4120 · Workers Compensation	0.00	41,061.73	59,000.00	17,938.27	69.6%
4130 · Drug Testing	585.00	4,665.00	5,000.00	335.00	93.3%
4150 · Employers Retirement	18,766.86	216,193.99	218,000.00	1,806.01	99.17%
4180 · Health Insurance	22,645.65	250,631.55	290,000.00	39,368.45	86.43%
4200 · Staff Uniforms	0.00	1,131.75	3,000.00	1,868.25	37.73%
4201 · REC. MANAGERS SALARIES - FT	7,170.37	87,505.66	153,000.00	65,494.34	57.19%
4202 · PAV. OPERATIONS SALARIES - PT	17,156.86	205,179.32	185,400.00	-19,779.32	110.67%
4240 · Office Phone	624.32	7,375.35	1,800.00	-5,575.35	409.74%
4260 · Equipment rental	0.00	537.18	4,000.00	3,462.82	13.43%
4270 · Office Supplies and Equipment	18,478.04	102,226.63	46,000.00	-56,226.63	222.23%
4280 · Professional Fees	11,356.36	38,435.80	25,000.00	-13,435.80	153.74%
4300 · Advertising, Print, Marketing	1,596.72	22,681.62	25,000.00	2,318.38	90.73%
4320 · Technology Support	0.00	57,078.88	40,000.00	-17,078.88	142.7%
4360 · Continuing Education	0.00	10,462.18	11,000.00	537.82	95.11%
4370 · Liability, Equipment Insurance	0.00	78,734.14	94,000.00	15,265.86	83.76%
4390 · Travel Expense	0.00	1,344.04	7,000.00	5,655.96	19.2%
4450 · PARKS MAINT. SALARIES - FT	14,006.24	183,673.78	258,000.00	74,326.22	71.19%
4460 · PARKS MAINT. HOURLY - PT	4,054.33	11,122.59	80,000.00	68,747.41	14.07%
4470 · FACILITY MAINT. SALARIES - PT	4,940.90	66,290.17	70,000.00	3,709.83	94.7%
4480 · FACILITY MAINT. SALARIES - FT	9,440.93	121,557.89	190,000.00	68,442.11	63.98%
4490 · 4490 - FAC. MAINT. SALARY - FT	0.00	0.00	0.00	0.00	0.0%
4509 · Trail Maintenance	0.00	0.00	5,000.00	5,000.00	0.0%
4510 · Suffoletta Park	3,620.78	15,900.29	12,500.00	-3,400.29	127.2%
4520 · Skate Park	0.00	0.00	5,000.00	5,000.00	0.0%
4540 · Ed Davis Park	951.00	7,228.45	6,000.00	-1,228.45	120.47%
4570 · Marshall Park	5,032.39	29,765.60	16,000.00	-13,765.60	186.04%
4600 · Scott County Park	1,411.87	30,541.44	13,000.00	-17,541.44	234.93%
4610 · Oser Landing Park	356.90	2,510.14	5,000.00	2,489.86	50.2%
4630 · Oxford Road Park	206.42	1,351.50	2,000.00	648.50	67.58%

Georgetown-Scott County Parks and Recreation Financial Statement June 2023

Accounts	June Expense 2023	YTD Expense 2023	Budget	Balance	% of Budget
4640 · Great Crossing Park	0.00	0.00	12,500.00	12,500.00	0.0%
4650 · Royal Spring Park	34.46	358.88	5,500.00	5,141.12	6.53%
4660 · Vehicle Maintenance and Parts	8.31	10,629.91	12,500.00	1,870.09	85.04%
4690 · Equipment Maintenance and Parts	2,696.10	13,577.19	13,000.00	-577.19	104.44%
4750 · Cell phones	939.62	10,434.89	12,000.00	1,565.11	86.96%
4780 · Fuel and Oil	3,168.39	36,454.97	33,000.00	-3,454.97	110.47%
4810 · Supplies	13,802.96	120,065.59	78,000.00	-42,065.59	153.93%
4850 · Parks Equipment	0.00	0.00	3,500.00	3,500.00	0.0%
4930 · SUFFOLETTA POOL SALARIES	18,396.18	86,075.31	107,200.00	21,124.69	80.29%
5000 · HORSE PARK LG HOURS	8,319.91	32,050.62	33,500.00	1,449.38	95.67%
5020 · SFAC Kentucky Utilities	20,407.60	63,459.22	35,000.00	-28,459.22	181.31%
5050 · SFAC Georgetown Water	5,150.18	25,937.07	27,000.00	1,062.93	96.06%
5060 · SFAC Center Phone	214.30	3,385.71	3,700.00	314.29	91.51%
5140 · SFAC Pool Supplies/Chemicals	10,897.81	53,363.12	33,000.00	-20,363.12	161.71%
5200 · SFAC Pool Supplies/Maintenance	5,521.65	47,417.03	21,000.00	-26,417.03	225.8%
6280 · Little League Baseball	0.00	-65.00	500.00	565.00	-13.0%
6330 · Archery	0.00	0.00	500.00	500.00	0.0%
6340 · Youth Softball	0.00	537.50	500.00	-37.50	107.5%
6370 · Youth Soccer	0.00	0.00	500.00	500.00	0.0%
6400 · Youth Football	-85.25	-77.60	500.00	577.60	-15.52%
6420 · Youth Volleyball	0.00	0.00	250.00	250.00	0.0%
6430 · Georgetown Stingrays	0.00	0.00	250.00	250.00	0.0%
6440 · Super Sharks	0.00	0.00	0.00	0.00	0.0%
6450 · Youth Tennis Program	0.00	580.75		-580.75	
6460 · KIDZWORLD SALARIES	24,624.16	68,118.45	98,000.00	29,881.55	69.51%
6490 · Kidzworld Supplies	6,384.39	18,988.13	5,000.00	-13,988.13	379.76%
6500 · Kidzworld-Transportation	5,303.91	12,482.29	22,000.00	9,517.71	56.74%
6520 · Kidzworld Lunch Program	0.00	993.97	600.00	-393.97	165.66%
6550 · Fun Express Supplies	0.00	769.26	1,000.00	230.74	76.93%
6551 · FUN EXPRESS SALARIES	0.00	4,013.99	12,000.00	7,986.01	33.45%
6700 · SPORTS CAMPS SALARIES PT	0.00	0.00	500.00	500.00	0.0%
6720 · Sports Camps Supplies	0.00	0.00	500.00	500.00	0.0%
6840 · NEW PROGS/SPEC EVENTS SAL PT	0.00	1,163.19	5,000.00	3,836.81	23.26%

Georgetown-Scott County Parks and Recreation Financial Statement June 2023

Accounts	June Expense 2023	YTD Expense 2023	Budget	Balance	% of Budget
6850 · New Prog/Sp Events Supplies	290.11	7,511.85	1,500.00	-6,011.85	500.79%
6880 · Miscellaneous	134.14	1,179.62	800.00	-379.62	147.45%
8066 · Pavilion - Columbia Gas	2,240.65	40,913.58	53,000.00	12,086.42	77.2%
8068 · Pavilion - Kentucky Utilities	49,880.28	177,381.35	140,000.00	-37,381.35	126.7%
8070 · Pavilion - Georgetown Water	4,349.30	47,379.31	60,000.00	12,620.69	78.97%
8074 · Pavilion - Supp., Serv., Repair	24,042.45	187,631.24	200,000.00	12,368.76	93.82%
8076 · Pavilion - Equipment	0.00	49.99	12,000.00	11,950.01	0.42%
8080 · PAVILION - GYM PROGRAM SALARIES	147.14	1,702.53	8,000.00	6,297.47	21.28%
8081 · Pavilion - Gym Program Supplies	0.00	1,056.45	2,000.00	943.55	52.82%
8082 · PAVILION - AEROBICS SALARIES	2,680.20	29,786.21	61,800.00	32,013.79	48.2%
8083 · Pavilion - Aerobics Supplies	26.99	152.91	2,000.00	1,847.09	7.65%
8084 · PAVILION - DANCE/GYM SALARIES	1,223.26	44,594.60	55,000.00	10,405.40	81.08%
8085 · Pavilion - Dance/Gym Supplies	0.00	14,700.19	8,500.00	-6,200.19	172.94%
8088 · PAVILION - SPECIAL EVENTS SALAR	0.00	0.00	1,000.00	1,000.00	0.0%
8089 · Pavilion - Special Events Suppl	0.00	2,202.07	1,250.00	-952.07	176.17%
8090 · Pavilion - Concession	0.00	0.00	0.00	0.00	0.0%
8092 · PAVILION - AQUATICS SALARIES PT	25,539.04	206,279.68	210,000.00	3,720.32	98.23%
8094 · Pavilion - Aquatics Supplies	4,799.60	56,997.81	20,000.00	-36,997.81	284.99%
8098 · Pavilion - Child Care Supplies	0.00	417.27	500.00	82.73	83.45%
8100 · Pavilion - Fitness/Wgt Rm Suppl	881.73	4,718.65	2,500.00	-2,218.65	188.75%
8102 · Pavilion - Gymnasium Supplies	0.00	187.52	1,000.00	812.48	18.75%
8104 · Pavilion - Miscellaneous Expens	0.00	0.00	800.00	800.00	0.0%
Total Expense	415,817.52	3,366,950.63	3,696,850.00	329,899.37	91.08%

**Ed Davis Learning Center
Financial Statement
June 2023**

Income						
Accounts	June Income 2023	YTD Income 2023	Budget	Balance	% of Budget	
3070 · City - Ed Davis Funds	13,233.36	158,799.99	158,800.00	-0.01	100.0%	
9120 · ED - Program Income	1,568.75	6,001.25	5,000.00	1,001.25	120.03%	
9130 · ED - Rental Income	343.50	4,488.50	5,000.00	-511.50	89.77%	
9140 · ED - Miscellaneous Income	0.00	0.00	500.00	-500.00	0.0%	
9141 · Grants/Donations	300.00	750.00	1,000.00	-250.00	75.0%	
Total Income	15,445.61	170,039.74	170,300.00	-260.26	99.85%	
Expense						
Accounts	June Expense 2023	YTD Expense 2023	Budget	Balance	% of Budget	
9200 · ED - SALARIES	2,759.74	28,222.43	50,500.00	22,277.57	55.89%	
9210 · ED - Employer FICA	493.12	4,952.07	6,100.00	1,147.93	81.18%	
9211 · ED - Unemployment Insurance	0.00	0.00	1,300.00	1,300.00	0.0%	
9212 · ED - Workers Compensation	0.00	4,300.00	4,300.00	0.00	100.0%	
9213 · ED - Employer Retirement	1,030.39	10,277.27	14,000.00	3,722.73	73.41%	
9214 · ED - Health Insurance	125.94	5,335.18	17,700.00	12,364.82	30.14%	
9220 · ED - Liability, Prop. Insurance	0.00	2,500.00	2,500.00	0.00	100.0%	
9230 · ED - Office Supplies	887.80	3,672.08	3,000.00	-672.08	122.4%	
9240 · ED - Advertising/Printing	0.00	0.00	500.00	500.00	0.0%	
9250 · ED - Continuing Education	0.00	223.69	800.00	576.31	27.96%	
9260 · ED - Travel Expense	0.00	526.81	600.00	73.19	87.8%	
9300 · ED - MAINTENANCE SALARIES	0.00	0.00	1,000.00	1,000.00	0.0%	
9310 · ED - Telephone	200.00	1,350.24	1,000.00	-350.24	135.02%	
9311 · ED - Columbia Gas	211.86	2,720.26	2,600.00	-120.26	104.63%	
9312 · ED - Kentucky Utilities	775.03	5,346.59	7,000.00	1,653.41	76.38%	
9313 · ED - Georgetown Water	110.96	1,376.65	1,600.00	223.35	86.04%	
9315 · ED Internet Service/Cable	235.29	2,802.07	5,000.00	2,197.93	56.04%	
9320 · ED - Supplies, Serv., Repair	2,947.89	22,252.12	10,000.00	-12,252.12	222.52%	
9330 · ED - Equipment	0.00	599.99	600.00	0.01	100.0%	
9350 · ED - SP. EVENTS/PROG. SALARIES	1,866.02	30,588.92	36,000.00	5,411.08	84.97%	
9400 · ED-Prog., Event, Supplies&Equip	2,080.00	9,927.34	4,000.00	-5,927.34	248.18%	
9600 · ED - Miscellaneous Expenses	0.00	0.00	200.00	200.00	0.0%	
Total Expense	13,744.04	136,973.71	170,300.00	33,326.29	80.43%	