



Phone: (502) 863-7865

Fax: (502) 867-3710

August 18, 2023,

Dear Board Member,

The monthly meeting of the Georgetown-Scott County Parks and Recreation Board will be held on August 21, 2023, at 5:30 pm at the Pavilion, 140 Pavilion Drive Georgetown KY.

Your attendance is greatly appreciated.

Sincerely,

Vicki Miller

Office Manager



Georgetown-Scott County
Parks & Recreation
140 Pavilion Drive
Georgetown, KY 40324

Phone: (502) 863-7865

Fax: (502) 867-3710

Board Meeting AGENDA

August 21, 2023

The monthly meeting of the Georgetown-Scott County Parks and Recreation Board will be held on August 21, 2023, at 5:30 pm at the Pavilion, 140 Pavilion Drive, Georgetown KY.

- 1) Call to Order and Roll Call
- 2) Approval of Agenda
- 3) Public Comments
- 4) Consent Agenda
 1. Approval of the minutes for the July 17, 2023, Board Meeting
 2. Bills for approval
- 5) Staff Reports
 1. Bookkeepers Report – Vicki Miller
 2. Assistant Directors Report – Ed Maynard
 3. Facilities Maintenance – Mike Short
 4. Outdoor Maintenance – Larry Brandenburg
 5. Directors Report- Kim Rice
 - A. VIP Actual to Budget
 - B. Analyst Monthly Recovery
 - C. Master Plan Update
 - D. Employee Retention/Open Positions
 - E. AED-CPR Rec Coaches
 - F. Recreation Leagues
 - G. Delegated to Staff
 - H. CAPRA Accreditation
 - I. Policy Updates
- 6) Old Business
 1. Cricket Request- Hitesh Sheth
 2. Pavilion Operational Hours-Ednal Maynard
- 7) New Business
 1. Discipline Appeal- Brittany Mills
 2. Discipline Appeal- Amber Henderson Mullins
 3. Event Request for Royal Spring-Joni Napier/Hannah Caudill
 4. Waived Fee Request- Ed Maynard
 5. Scott Co Park Waived Fee-Vicki Miller
 6. Brooking Park Basketball-Kim Rice
 7. Pavilion-Brooking Park Request/Horsey Hundred-Ed Maynard
- 8) Board Member's Comments
- 9) Adjournment

Georgetown Scott County Parks and Recreation

Minutes

July 17, 2023

5:30pm

- 1) Call to Order and Roll Call; Ron Flannery called the July 17, 2023, Parks and Recreation Board meeting to order. Michael Johnson, Dt Wells, Temple Juett, Sharon Flynt, and Andrea Giusti were present.
- 2) Agenda: Kim Rice requested to amend the agenda by adding Cricket to the top of new business. Michael Johnson made the motion to accept the agenda seconded by DT Wells. The motion was unanimously approved.
- 3) Public Comments: Heather D'Hondt addressed the board about an incident at Marshall Park Fields.
- 4) Consent Agenda
 1. Minutes: Michael Johnson made a motion to approve June 20, 2023, minutes seconded by Temple Juett. The motion was unanimously approved.
 2. Bills: Michael Johnson made a motion to approve the bills seconded by DT Wells. The motion was unanimously approved.
- 5) Staff Reports
 1. Bookkeeper: Vicki Miller informed the board that the current balance is 1,884,623.80 vs last year's 1,400,820.65. A financial statement was handed out.
 2. Assistant Director: Ed Maynard gave the attendance report for June with the Pavilion at 13092, Ed Davis at 1089, and Suffoletta at 7061.
 3. Facility Maintenance: Mike Short talked about the Aquatics Center security system and recommendations to change the DVR. Mike Short informed the board that two companies are giving us estimates on repairing or replacing the pool area doors and he would have quotes at the next board meeting.
 4. Outdoor Maintenance: Larry Brandenburg thanked the Softball Club for all the work they have been doing at the Marshall Park Fields.
 5. Director: Kim Rice
 - A. Actual to Budget-Delegated to Ed Maynard which is on his financial report.
 - B. Analyze Monthly Recovery-Delegated to Ed Maynard
 - C. Master Plan Update- There were tables at the fair and have had open houses at the Pavilion and Ed Davis and a presentation to the City Council. Future events include an Interlocal meeting at the library and then a meeting with the steering committee.
 - D. Employee Retention/Open Positions-We are training with Paycom on the new modules that support tracking and reporting of employees. DT Wells was wondering what incentives we offer to help retain employees and some suggestions were made.
 - E. AED-CPR Rec Coaches
 - F. Recreation Leagues We have developed an annual training with a timeline for organized sports. Six sports organizations were represented at the training and the topics covered were field scheduling through parks and deadlines for each of the scheduling periods based on the season.

- G. Delegated to Staff- Working on the development of the budget from the staff and giving them the parameters based on what the board has approved.
- H. CAPRA Accreditation We have 8% met and 50% in progress. We need to link some of our updates and it would raise that percentage.
- I. Policy Updates Lifeguard Uniform is 7 on Old Business.
- J. Fireworks Kim Rice informed the board how much Parks is involved in that event and the fair and doesn't get any of the recognition for the major roles the staff is responsible for completing.
- K. Patron Disciplinary -July 5th there was an issue with the use of Marshall Fields being prepared for a tournament and the use of the fields at that time deemed open play/public access. The police were called because of the behavior that escalated when the softball club was trying to access the fields to prep. The request for an appeal will be heard at the August 21st board meeting. Kim Rice would like the appeal review with the Recreation and Programming committee and that's scheduled for August 27th.
- L. Marshall Park Dugouts- We had a volunteer that offered to do the dugouts per approval of the specs and we haven't heard from him since so Kim Rice let the board know that parks would be taking that over and putting out a bid.
- M. Restaurant Tax Study- Kim Rice contacted Murray State, Dr. Simone Silva, Professor of Economics to begin gathering information to do a case study regarding the impact of a tax on Georgetown-Scott County for \$1000.00
- N. Capital Projects EDLC partition project is delegated to Ed Maynard and Tina Lilly. Infield ball field material will go out to bid in February. 15ft Batwing is delegated to Larry Brandenburg, Brooking Park basketball court is awaiting an updated quote from Musco and will be purchased through state contract pricing. Scoreboard replacements are delegated to Larry Brandenburg, Brooking Park tennis courts repairs will be put out to bid along with surfacing the basketball courts. The Pavilion slide restoration is delegated to Bryan Parker, Replacement of deck chairs and sound system at SFAC is delegated to Bryan Parker. Kim Rice asked the board to consider purchasing a retrofit Control Link for Lois Holmes Field whose estimated cost is \$17,875.
- O. Football Building-We got the drawings from the architect who said we need engineered drawings if we are putting it out to bid. Also considering if there needs to be a concession section added since they don't have one with water.
- P. Legacy Trail- A professional design firm has been selected and are awaiting the next notice to proceed.
- Q. VIP Implementation -We have begun training on the analytics module and management has received purchasing training. Waiting on them to import the access groups for purchasing and there working on our bank balances, outstanding checks, and balances for open PO's.
- R. Drawings of the Parks- Element is doing Lisle Rd Soccer Complex so we can load those images into Civic Rec to be able to schedule the fields. Bowman has been contracted to do ariel images for Brooking Park, Scott Co Parks, Robert Lonnie Suffoletta Park, Marshal Park, Lower, and Upper Great Crossing Park.
- S. County Employee Appreciation Event is August 4th and Parks will be providing a tent, sound system, and some activities.

- T. Pavilion Shutdown is from September 15th through the 24th. The only big project is slide repair and everything else is general cleaning and maintenance.
- U. Staff Retreat near Cave Run in a cabin Sept. 29th through 31st for training and team building. The approval is to allow the IRS per diem rate for expenses for food.

DT Wells made a motion to move the new business in front of the old business seconded by Andrea Giusti. The motion was unanimously approved.

7) New Business

1. Cricket- Hitesh Sheth asked the board to approve a storage building to be placed at Scott Co Park for Cricket along with digging and pouring concrete for poles for a net backstop. The board asked Mr. Hitesh to come back in August with a plan and location for both items requested.
2. Farm Machinery Date Request-Mr. Wallace requested the use of the Concession Building, enclosed barn, open barn, pulling track, and horse show ring for July 19th 20th for 2024 and July 18th and 19th for 2025 for their Antique Farm Show. Mr. Wallace asked the board to allow them to use the area on Thursday before and Sunday after the show for prepping and cleaning up after the event. Dt Wells made a motion to allow the dates with the extra days at no cost and a change to the policy to allow reciprocal dates without coming to the board every two years seconded by Sharon Flynt. The motion was unanimously approved.
3. Quarterly Report-Courtlyn Ledesma handed out a report for the second quarter which showed increases in reach on Facebook and the website. Courtlyn Ledesma also informed the board of events that had taken place in the second quarter and some upcoming projects.
4. Paygrade Adjustment-Kim Rice asked the board to approve a pay grade adjustment based on a change in the city's scale which increased and left some employees under the minimum pay for their grades. Michael Johnson made a motion to accept the new pay increase presented with a caveat for a report next month, seconded by Temple Juett. The motion was unanimously approved.

6) Old Business

1. Skate Park Bid- Mike Short let the board know that we received no bids for the repair of the skate park. The jailer has promised some inmates to help with tearing out the old wood next week.
2. AEDS- Bryan Parker waiting on a response from Georgetown Community Hospital and will call them tomorrow.
3. Royal Spring Decks- Larry Brandenburg told the board that the decks have been put back out to bid.
4. Mowing Bid-Larry Brandenburg informed the board that the mowing is back out for bids with modifications that were needed.
5. Civic Rec Update- Ed Maynard let the board know that Civic Rec went live July 1 and are working through some of the issues.
6. Employee Wages-Ed Maynard readdressed the request from employees in June for an increase in pay and changing the Pavilion operational hours to be table August board meeting.
7. Lifeguard Uniform Policy-Kim Rice presented policy updates regarding proper dress and attire. Dt Wells made a motion to accept the policies as presented seconded by Michael Johnson. The motion was unanimously approved.

11) Board member comments- DT Wells asked about paying league directors, and Kim Rice has asked parks professional organizations and found out they are either volunteer or full-time employees.

12) Adjournment Temple Juett made a motion to adjourn seconded by Andrea Giusti. The motion was unanimously approved.

13) Resolutions:

Res#24-001 Approved Antique Farm Machinery to book out the Brooking Park buildings, pulling track and show ring for July 18-21 2024, and July 17-20 2025, and to only be charged for the Friday and Saturday. And change the policy to allow reciprocal dates so they don't have to come to the board every two years.

Res#24-002 Approved a pay grade adjustment based on a change with the cities pay scale which had some employees not at the minimum for their grade.

Georgetown-Scott County Parks and Recreation
Unpaid Bills Detail
As of August 21, 2023

	Date	Memo	Account	Debit	Credit
5 Star Roofing					
	07/31/2023		2000 · Accounts Payable		1,300.00
	07/31/2023	Metal for Roof of Oxford Picnic Shelters	4810 · Supplies	1,300.00	
	07/31/2023		2000 · Accounts Payable		3,050.00
	07/31/2023	Metal for Roof of Picnic Shelters @ Ed Davis Park	4810 · Supplies	3,050.00	
Total 5 Star Roofing				4,350.00	4,350.00
859print					
	07/31/2023		2000 · Accounts Payable		255.22
	07/31/2023	Qty: 6 Branded Car Magnets	4300 · Advertising, Print., Marketing	255.22	
Total 859print				255.22	255.22
ABI Attachments Inc					
	07/31/2023		2000 · Accounts Payable		69.39
	07/31/2023	Rascal MVP Drag for SCSC	4810 · Supplies	69.39	
Total ABI Attachments Inc				69.39	69.39
Bluegrass Business Health					
	07/31/2023		2000 · Accounts Payable		117.00
	07/31/2023	Qty:3 New Hire/Random Drug Screenings	4130 · Drug Testing	117.00	
Total Bluegrass Business Health				117.00	117.00
Bobcat Enterprises, Inc.					
	07/31/2023		2000 · Accounts Payable		137.69
	07/31/2023	Wiper Arm & Blade for Bobcat	4690 · Equipment Maintenance and Parts	137.69	
	07/31/2023		2000 · Accounts Payable		2,409.85
	07/31/2023	74" Heavy Duty Bucket Bobcat Attachments	4690 · Equipment Maintenance and Parts	1,977.00	
	07/31/2023	74" Bolt on Cutting Tool Bobcat Attachments	4690 · Equipment Maintenance and Parts	432.85	
Total Bobcat Enterprises, Inc.				2,547.54	2,547.54

Georgetown-Scott County Parks and Recreation Unpaid Bills Detail As of August 21, 2023

	Date	Memo	Account	Debit	Credit
Brandstetter Carroll, Inc.					
	07/31/2023		2000 · Accounts Payable		8,100.00
	07/31/2023	Comprehensive Masterplan Payment Installment #5	4880 · Capital Expenditures	8,100.00	
Total Brandstetter Carroll, Inc.				8,100.00	8,100.00
Brenntag Mid-South, Inc.					
	07/31/2023		2000 · Accounts Payable		1,764.93
	07/31/2023	Hydrochloric Acid, Sodium Bicarbonate & Shipping	5140 · SFAC Pool Supplies/Chemicals	1,764.93	
	07/31/2023		2000 · Accounts Payable		742.47
	07/31/2023	Hydrochloric Acid & Shipping for Pavilion Pool	8094 · Pavilion - Aquatics Supplies	742.47	
	08/01/2023		2000 · Accounts Payable		732.64
	08/01/2023	89 Units: Hydrochloric Acid for Pool	8094 · Pavilion - Aquatics Supplies	451.64	
	08/01/2023	12 Units: DowFlake for Pool	8094 · Pavilion - Aquatics Supplies	216.00	
	08/01/2023	Shipping Fees	8094 · Pavilion - Aquatics Supplies	65.00	
	08/01/2023		2000 · Accounts Payable		742.47
	08/01/2023	134 Units: Hydrochloric Acid for SFAC Pool	5140 · SFAC Pool Supplies/Chemicals	677.47	
	08/01/2023	Shipping Fees	5140 · SFAC Pool Supplies/Chemicals	65.00	
	08/01/2023		2000 · Accounts Payable		552.00
	08/01/2023	1200 Units: Sodium Bicarbonate for SFAC Pool	5140 · SFAC Pool Supplies/Chemicals	552.00	
	08/01/2023		2000 · Accounts Payable		414.00
	08/01/2023	900 Units: Sodium Bicarbonate for Pavilion Pool	8094 · Pavilion - Aquatics Supplies	414.00	
Total Brenntag Mid-South, Inc.				4,948.51	4,948.51
Central Equipment					
	08/01/2023		2000 · Accounts Payable		351.10
	08/01/2023	TBW-180 Parts PTO Shaft	4690 · Equipment Maintenance and Parts	351.10	
Total Central Equipment				351.10	351.10

Georgetown-Scott County Parks and Recreation Unpaid Bills Detail As of August 21, 2023

	Date	Memo	Account	Debit	Credit
Columbia Gas of Kentucky	07/31/2023		2000 · Accounts Payable		86.22
	07/31/2023	146 Ed Davis Lane Gas Bill	9311 · ED - Columbia Gas	86.22	
	07/31/2023		2000 · Accounts Payable		637.87
	07/31/2023	140 Pavilion Dr. Gas Bill (96%)	8066 · Pavilion - Columbia Gas	612.36	
	07/31/2023	140 Pavilion Dr. Gas Bill (Admin 4%)	8066 · Pavilion - Columbia Gas	25.51	
	07/31/2023		2000 · Accounts Payable		86.22
	07/31/2023	1240 Cincinnati Rd Gas Bill	4600 · Scott County Park	86.22	
Total Columbia Gas of Kentucky				810.31	810.31
Cooper Wholesale Inc.	07/31/2023		2000 · Accounts Payable		702.72
	07/31/2023	Bio conqueror, Sof Cling & Blast Degreaser	5200 · SFAC Pool Supplies/Maintenance	150.28	
	07/31/2023	TP, Garbage Bags & Paper Towels for SFAC	5140 · SFAC Pool Supplies/Chemicals	552.44	
	07/31/2023		2000 · Accounts Payable		474.71
	07/31/2023	Hand Soap, Laundry Detergent, TP, Paper Towels, Etc.	8074 · Pavilion - Supp., Serv., Repair	474.71	
Total Cooper Wholesale Inc.				1,177.43	1,177.43
D-C Elevator Company, Inc.	08/01/2023		2000 · Accounts Payable		110.77
	08/01/2023	Monthly Elevator Examination & Lubrication	8074 · Pavilion - Supp., Serv., Repair	110.77	
Total D-C Elevator Company, Inc.				110.77	110.77
Design2Wellness	07/31/2023		2000 · Accounts Payable		9,854.00
	07/31/2023	Weight Room Equipment Hex Plus, Racks, Benches, Etc.	8100 · Pavilion - Fitness/Wgt Rm Suppl	9,854.00	
Total Design2Wellness				9,854.00	9,854.00

Georgetown-Scott County Parks and Recreation
Unpaid Bills Detail
As of August 21, 2023

	Date	Memo	Account	Debit	Credit
Georgetown Rotary Club Accounts					
	07/31/2023		2000 · Accounts Payable		575.00
	07/31/2023	Annual Rotary Club Dues for Katie Posey	4360 · Continuing Education	575.00	
Total Georgetown Rotary Club Accounts				575.00	575.00
Global Supply & Floor Equipment					
	07/31/2023		2000 · Accounts Payable		82.34
	07/31/2023	Printer Ink for Pavilion & EDLC	4270 · Office Supplies and Equipment	82.34	
	07/31/2023		2000 · Accounts Payable		556.00
	07/31/2023	Qty:10 Boxes of Trash Bags, TP & Paper Towels	4810 · Supplies	556.00	
Total Global Supply & Floor Equipment				638.34	638.34
Hillyard					
	08/01/2023		2000 · Accounts Payable		425.27
	08/01/2023	Arsenal Top Clean & Arsenal Windo-Clean Pav Cleaning Supp	8074 · Pavilion - Supp., Serv., Repair	425.27	
Total Hillyard				425.27	425.27
Kentucky League of Cities					
	07/31/2023		2000 · Accounts Payable		2,713.45
	07/31/2023	Additional Insurance Coverage for Rec-To-Go Van	4370 · Liability, Equipment Insurance	2,713.45	
	07/31/2023		2000 · Accounts Payable		129.99
	07/31/2023	Endorsement Fees Add Dodge 3500 Promaster Van	4370 · Liability, Equipment Insurance	72.51	
	07/31/2023	Endorsement Fees Add Dodge 1500 4x4 Truck	4370 · Liability, Equipment Insurance	57.48	
Total Kentucky League of Cities				2,843.44	2,843.44
Kentucky Motor of Gtown					
	07/31/2023		2000 · Accounts Payable		470.00

Georgetown-Scott County Parks and Recreation Unpaid Bills Detail As of August 21, 2023

	Date	Memo	Account	Debit	Credit
	07/31/2023	Unit #5 Running Boards	4660 · Vehicle Maintenance and Parts	470.00	
	07/31/2023		2000 · Accounts Payable		59.30
	07/31/2023	Unit #5 Oil Filter	4660 · Vehicle Maintenance and Parts	5.94	
	07/31/2023	Unit #5 Oil	4780 · Fuel and Oil	53.36	
Total Kentucky Motor of Gtown				529.30	529.30
Kentucky Portable Toilets					
	07/31/2023		2000 · Accounts Payable		2,580.00
	07/31/2023	Brooking Park Portable Toilets	4810 · Supplies	385.00	
	07/31/2023	Cardome Park Portable Toilets	4810 · Supplies	85.00	
	07/31/2023	Scott Co. Park Portable Toilets	4810 · Supplies	170.00	
	07/31/2023	Great Crossing Park Portable Toilets	4810 · Supplies	170.00	
	07/31/2023	Lisle Rd Soccer Complex Portable Toilets	4810 · Supplies	1,170.00	
	07/31/2023	Horse Shoe Pit Portable Toilets	4810 · Supplies	85.00	
	07/31/2023	Marshall Park Portable Toilets	4810 · Supplies	300.00	
	07/31/2023	Oxford Park Portable Toilets	4810 · Supplies	85.00	
	07/31/2023	Pavilion Park Portable Toilets	4810 · Supplies	130.00	
Total Kentucky Portable Toilets				2,580.00	2,580.00
Kentucky Recreation & Park Society					
	07/31/2023		2000 · Accounts Payable		1,540.00
	07/31/2023	Ed, Autumn, Bryan, Courtney KRPS Conference 2022	4360 · Continuing Education	880.00	
	07/31/2023	Amanda KRPS Conference 2022 Fees	4360 · Continuing Education	220.00	
	07/31/2023	Jonathan KRPS Conference 2022 Fees	4360 · Continuing Education	220.00	
	07/31/2023	Katie KRPS Conference 2022 Fees	9250 ED - Continuing Education	220.00	
	08/01/2023		2000 · Accounts Payable		4,500.00
	08/01/2023	Alternative Lifeguard Plan- Pavilion	4360 · Continuing Education	1,500.00	
	08/01/2023	Alternative Lifeguard Plan- Horse Park	4360 · Continuing Education	1,500.00	
	08/01/2023	Alternative Lifeguard Plan-SFAC	4360 · Continuing Education	1,500.00	
Total Kentucky Recreation & Park Society				6,040.00	6,040.00

Georgetown-Scott County Parks and Recreation Unpaid Bills Detail As of August 21, 2023

	Date	Memo	Account	Debit	Credit
Kra Z Paint Party & Entertainment					
	07/31/2023	Call Angela to pick up check 937-397-5680	2000 · Accounts Payable		220.00
	07/31/2023	Assist Basketball Celebration Face Painting	9400 · ED-Prog., Event, Supplies&Equip	220.00	
Total Kra Z Paint Party & Entertainment				220.00	220.00
Kremer Wholesale, Inc.					
	07/31/2023		2000 · Accounts Payable		173.40
	07/31/2023	Cotton Candy Machine/Supplies for KidzWorld Field Day	6490 · Kidzworld Supplies	173.40	
Total Kremer Wholesale, Inc.				173.40	173.40
KY Plumber					
	07/31/2023		2000 · Accounts Payable		127.00
	07/31/2023	Women's Bathroom Sink Repair @ Brooking Park	4810 · Supplies	127.00	
Total KY Plumber				127.00	127.00
LoVo Systems					
	07/31/2023		2000 · Accounts Payable		2,526.54
	07/31/2023	AP & Cabling Installation @ Pavilion	4270 · Office Supplies and Equipment	2,526.54	
Total LoVo Systems				2,526.54	2,526.54
Lowe's Home Centers Inc.					
	07/31/2023		2000 · Accounts Payable		1,555.37
	07/31/2023	Plwood,lumber, Etc. for Marshall Pk. Repairs	4810 · Supplies	608.42	
	07/31/2023	Kobalt Star Bit Set for Pav Playground	8074 · Pavilion - Supp., Serv., Repair	28.49	
	07/31/2023	Air Filters, PVC Cement & Cement	8074 · Pavilion - Supp., Serv., Repair	41.74	
	07/31/2023	Air Filters, PVC Cements & Cement	9320 · ED - Supplies, Serv., Repair	103.80	
	07/31/2023	Supplies for Marshall Field #1 Repairs	4810 · Supplies	485.20	
	07/31/2023	Post & Fence Supplies for Marshall Field #3 Repairs	4810 · Supplies	248.16	

Georgetown-Scott County Parks and Recreation Unpaid Bills Detail As of August 21, 2023

	Date	Memo	Account	Debit	Credit
Total Lowe's Home Centers Inc.	07/31/2023	Pav. Pump Room Supplies: Hose & Clamps	8074 · Pavilion - Supp., Serv., Repair	39.56	
				1,555.37	1,555.37
Main Event- Lexington					
	07/31/2023		2000 · Accounts Payable		2,425.60
	07/31/2023	KidzWorld Field Trip 7-28-23	6490 · Kidzworld Supplies	2,425.60	
Total Main Event- Lexington				2,425.60	2,425.60
Meade Tractor					
	07/31/2023		2000 · Accounts Payable		189.90
	07/31/2023	Trimmer Line, Bar Oil & Fuel Mix	4690 · Equipment Maintenance and Parts	189.90	
Total Meade Tractor				189.90	189.90
Minuteman Press					
	07/31/2023		2000 · Accounts Payable		92.78
	07/31/2023	Business Cards for Larry Brandenburg	4270 · Office Supplies and Equipment	92.78	
	07/31/2023		2000 · Accounts Payable		123.06
	07/31/2023	Qty:900 School Day Passes	4300 · Advertising, Print., Marketing	123.06	
Total Minuteman Press				215.84	215.84
Mosess, INC.					
	07/31/2023		2000 · Accounts Payable		46.10
	07/31/2023	Weed eater String	4690 · Equipment Maintenance and Parts	46.10	
	07/31/2023		2000 · Accounts Payable		19.49
	07/31/2023	6 Pack of 2 Cycle Fuel	4780 · Fuel and Oil	19.49	
Total Mosess, INC.				65.59	65.59
Murray State University					
	07/31/2023		2000 · Accounts Payable		1,000.00

Georgetown-Scott County Parks and Recreation
Unpaid Bills Detail
As of August 21, 2023

	Date	Memo	Account	Debit	Credit
Total Murray State University	07/31/2023	Restaurant Tax Potential Impact Study	4280 · Professional Fees	1,000.00	
				1,000.00	1,000.00
Mystic Dragon Inc.					
	08/01/2023		2000 · Accounts Payable		209.00
	08/01/2023	Assist Basketball Celebration Inflatables Rental	9400 · ED-Prog., Event, Supplies&Equip	209.00	
Total Mystic Dragon Inc.				209.00	209.00
Nally & Gibson					
	07/31/2023		2000 · Accounts Payable		100.46
	07/31/2023	Rock for Pavilion	4810 · Supplies	100.46	
Total Nally & Gibson				100.46	100.46
Napa Auto Parts					
	07/31/2023		2000 · Accounts Payable		313.10
	07/31/2023	Unit #4 Service & Parts	4660 · Vehicle Maintenance and Parts	313.10	
	07/31/2023		2000 · Accounts Payable		42.74
	07/31/2023	Fuse Kit, Fuses & 2 Gallon Gas Can	4660 · Vehicle Maintenance and Parts	42.74	
Total Napa Auto Parts				355.84	355.84
Netgain Technologies, Inc.					
	07/31/2023		2000 · Accounts Payable		3,783.29
	07/31/2023	3 Desktop Computers & Monitors for Pav. Front Desk	4270 · Office Supplies and Equipment	3,783.29	
Total Netgain Technologies, Inc.				3,783.29	3,783.29
Nevco Sports, LLC					
	07/31/2023		2000 · Accounts Payable		390.61
	07/31/2023	Wireless Scoreboard Controller for SCYB Suff Park	4810 · Supplies	390.61	
Total Nevco Sports, LLC				390.61	390.61

Georgetown-Scott County Parks and Recreation
Unpaid Bills Detail
As of August 21, 2023

	Date	Memo	Account	Debit	Credit
Pitney Bowes Global Financial Svcs, LLCL					
	07/31/2023		2000 · Accounts Payable		300.00
	07/31/2023	Postage for Stamp Machine	4270 · Office Supplies and Equipment	300.00	
Total Pitney Bowes Global Financial Svcs, LLCL				300.00	300.00
Reach Sports Marketing Group Inc.					
	08/01/2023		2000 · Accounts Payable		1,050.00
	08/01/2023	Player License Renewal	4300 · Advertising, Print., Marketing	1,050.00	
Total Reach Sports Marketing Group Inc.				1,050.00	1,050.00
Schiller Hardware					
	07/31/2023		2000 · Accounts Payable		241.60
	07/31/2023	Qty:4 Service Calls to work on Pool Doors	8074 · Pavilion - Supp., Serv., Repair	241.60	
	07/31/2023		2000 · Accounts Payable		339.52
	07/31/2023	Qty: 4 Best Padlocks for Pavilion Door	8074 · Pavilion - Supp., Serv., Repair	159.32	
	07/31/2023	Qty:4 Mortise Cylinders for Pavilion Door	8074 · Pavilion - Supp., Serv., Repair	180.20	
Total Schiller Hardware				581.12	581.12
Southern States					
	07/31/2023		2000 · Accounts Payable		3,360.98
	07/31/2023	Outdoor Maintenance Vehicle Fuel	4780 · Fuel and Oil	1,259.36	
	07/31/2023	Outdoor Maintenance Mower Fuel	4780 · Fuel and Oil	903.05	
	07/31/2023	Outdoor Maintenance Fuel Tank Fuel	4780 · Fuel and Oil	432.61	
	07/31/2023	Tractor Fuel	4780 · Fuel and Oil	26.62	
	07/31/2023	Facility Maintenance Vehicle Fuel	4780 · Fuel and Oil	645.39	
	07/31/2023	Facility Maintenance Mower Fuel	4780 · Fuel and Oil	93.95	
Total Southern States				3,360.98	3,360.98

Georgetown-Scott County Parks and Recreation
Unpaid Bills Detail
As of August 21, 2023

	Date	Memo	Account	Debit	Credit
Swank Motion Pictures Inc.					
	08/01/2023		2000 · Accounts Payable		510.00
	08/01/2023	MIP Showing Rights for "Sing 2"	6850 · New Prog/Sp Events Supplies	480.00	
	08/01/2023	Shipping	6850 · New Prog/Sp Events Supplies	30.00	
Total Swank Motion Pictures Inc.				510.00	510.00
Swim Pro Supply					
	07/31/2023		2000 · Accounts Payable		2,372.70
	07/31/2023	Reagents & Liquid Chlorine for SFAC	5140 · SFAC Pool Supplies/Chemicals	2,372.70	
	07/31/2023		2000 · Accounts Payable		1,474.20
	07/31/2023	415 Units of C-Liquid Chlorine for SFAC	5140 · SFAC Pool Supplies/Chemicals	1,474.20	
	07/31/2023		2000 · Accounts Payable		72.70
	07/31/2023	Pool Reagents 1,2 & 4 for Pavilion	8094 · Pavilion - Aquatics Supplies	72.70	
	07/31/2023		2000 · Accounts Payable		492.40
	07/31/2023	130 Units of Liquid Chlorine for SFAC Pool	5140 · SFAC Pool Supplies/Chemicals	492.40	
	07/31/2023		2000 · Accounts Payable		1,651.50
	07/31/2023	470 Units of C-Liquid Chlorine for SFAC	5140 · SFAC Pool Supplies/Chemicals	1,651.50	
	08/01/2023		2000 · Accounts Payable		726.00
	08/01/2023	200 Units of C-Liquid Chlorine for Pavilion Pool	8094 · Pavilion - Aquatics Supplies	726.00	
	08/01/2023		2000 · Accounts Payable		1,410.00
	08/01/2023	400 Units of Liquid Chlorine for SFAC	5140 · SFAC Pool Supplies/Chemicals	1,410.00	
	08/01/2023		2000 · Accounts Payable		679.15
	08/01/2023	17 Units: C-Sodium Bicarbonate for Pavilion Pool	8094 · Pavilion - Aquatics Supplies	679.15	
Total Swim Pro Supply				8,878.65	8,878.65
Whitaker Bank, N.A.					
	07/31/2023		2000 · Accounts Payable		5,170.96
	07/31/2023	CAN Background Check for Summer Camp Employee	6490 · Kidzworld Supplies	10.00	
	07/31/2023	KidzWorld Field Trip to Paradise Cove	6490 · Kidzworld Supplies	309.00	
	07/31/2023	KidzWorld Paradise Cove Supplies	6490 · Kidzworld Supplies	15.25	

Georgetown-Scott County Parks and Recreation Unpaid Bills Detail As of August 21, 2023

	Date	Memo	Account	Debit	Credit
	07/31/2023	CPRP Testing for Ed	4360 · Continuing Education	270.00	
	07/31/2023	Inflatables Rental for KidzWorld Field Day	6490 · Kidzworld Supplies	995.00	
	07/31/2023	Little Caesars Pizza for KidzWorld Field Day	6520 · Kidzworld Lunch Program	230.70	
	07/31/2023	Pates & Containers for KidzWorld Field Day	6490 · Kidzworld Supplies	12.50	
	07/31/2023	Watermelon & Shaving Cream for KW Field Day	6490 · Kidzworld Supplies	59.90	
	07/31/2023	Seat switch for Mower	4690 · Equipment Maintenance and Parts	27.99	
	07/31/2023	Hustler Mower Parts & Repairs	4690 · Equipment Maintenance and Parts	368.73	
	07/31/2023	Marketing & Special Events Supplies	4300 · Advertising, Print., Marketing	2,148.57	
	07/31/2023	Pool Testing Reagents	8094 · Pavilion - Aquatics Supplies	63.32	
	07/31/2023	Parks & rec Promotional Labeled Water	4300 · Advertising, Print., Marketing	660.00	
Total Whitaker Bank, N.A.				5,170.96	5,170.96
Yoder Cabins					
	07/31/2023		2000 · Accounts Payable		3,995.00
	07/31/2023	Pavilion Storage Building	8104 · Pavilion - Miscellaneous Expense	3,995.00	
Total Yoder Cabins				3,995.00	3,995.00
Younger Inc. Electrical Service					
	07/31/2023		2000 · Accounts Payable		237.50
	07/31/2023	Brooking Park Light Pole Disconnect	4810 · Supplies	237.50	
Total Younger Inc. Electrical Service				237.50	237.50
TOTALS:				83,745.27	83,745.27

**Georgetown-Scott County Parks and Recreation
Paid Bills Detail
As of August 10, 2023**

	Date	Memo	Account	Debit	Credit
Amazon	07/31/2023		2000 · Accounts Payable		229.00
	07/31/2023	Fitness Class Boom Box	8100 · Pavilion - Fitness/Mgt Rm Suppl	229.00	
	07/31/2023		2000 · Accounts Payable		15.69
	07/31/2023	Magnetic File Holders	4270 · Office Supplies and Equipment	15.69	
	07/31/2023		2000 · Accounts Payable		161.68
	07/31/2023	Pool Reagents	8094 · Pavilion - Aquatics Supplies	74.85	
	07/31/2023	SFAC Pool Reagents	5140 · SFAC Pool Supplies/Chemicals	74.85	
	07/31/2023	Amanda Annual Planner	4270 · Office Supplies and Equipment	11.98	
	07/31/2023		2000 · Accounts Payable		50.94
	07/31/2023	Replacement Cables for Aquatic Scoreboard	8094 · Pavilion - Aquatics Supplies	50.94	
	07/31/2023		2000 · Accounts Payable		901.92
	07/31/2023	Assist Basketball Awards, Medals & Basketballs	9400 · ED-Prog, Event, Supplies&Equip	901.92	
	07/31/2023		2000 · Accounts Payable		1,436.79
	07/31/2023	Rec-to-Go Van Supplies	6850 · New Prog/Sp Events Supplies	1,436.79	
	07/31/2023		2000 · Accounts Payable		35.75
	07/31/2023	Postage Machine Ink	4270 · Office Supplies and Equipment	35.75	
	07/31/2023		2000 · Accounts Payable		6.96
	07/31/2023	Notebook for Rebecca	4270 · Office Supplies and Equipment	6.96	
	07/31/2023		2000 · Accounts Payable		1,192.26
	07/31/2023	Rec-To-Go Van Supplies	6850 · New Prog/Sp Events Supplies	1,192.26	
	07/31/2023		2000 · Accounts Payable		117.53
	07/31/2023	Expanding File Folders for Katie	4270 · Office Supplies and Equipment	10.98	
	07/31/2023	Pens, Highlighters, Folders, Labels, Etc.	4270 · Office Supplies and Equipment	106.55	
	07/31/2023		2000 · Accounts Payable		54.83
	07/31/2023	Staples, Manila Folders, AA Batteries, Etc.	4270 · Office Supplies and Equipment	54.83	
Total Amazon				4,203.35	4,203.35
American Business Systems Inc.	07/31/2023		2000 · Accounts Payable		790.35

**Georgetown-Scott County Parks and Recreation
Paid Bills Detail
As of August 10, 2023**

	Date	Memo	Account	Debit	Credit
	07/31/2023	Parks/Admin Copier Usage	4270 · Office Supplies and Equipment	564.50	
	07/31/2023	Pavilion Copier Usage	4270 · Office Supplies and Equipment	150.00	
	07/31/2023	Ed Davis Learning Center Copier Usage	9230 · ED - Office Supplies	75.85	
Total American Business Systems Inc.				790.35	790.35
Charter Communications					
	07/31/2023		2000 · Accounts Payable		506.99
	07/31/2023	140 Pavilion Dr. Cable/Internet (96%)	8074 · Pavilion - Supp., Serv., Repair	486.71	
	07/31/2023	140 Pavilion Dr. Cable/Internet (Admin 4%)	8074 · Pavilion - Supp., Serv., Repair	20.28	
	07/31/2023		2000 · Accounts Payable		149.98
	07/31/2023	200 Airport Rd.-SFAC Cable/Internet	5060 · SFAC Center-Phone	149.98	
	07/31/2023		2000 · Accounts Payable		77.97
	07/31/2023	325 Louie B Nunn Dr.-SCYB Hotspot Internet	4510 · Suffoletta Park	77.97	
	07/31/2023		2000 · Accounts Payable		235.29
	07/31/2023	151 Ed Davis Ln.-EDLC Cable/Internet Bill	9315 · ED Internet Service/Cable	235.29	
	07/31/2023		2000 · Accounts Payable		129.99
	07/31/2023	100 Fairgrounds Rd-Concession Bldg. Cable/Internet	4810 · Supplies	129.99	
	07/31/2023		2000 · Accounts Payable		149.98
	07/31/2023	1240 Cincinnati Rd.-Outdoor Main. Shop Cable/Internet	4600 · Scott County Park	149.98	
Total Charter Communications				1,250.20	1,250.20
Columbia Gas of Kentucky					
	07/31/2023		2000 · Accounts Payable		86.22
	07/31/2023	146 Ed Davis Lane Gas Bill	9311 · ED - Columbia Gas	86.22	
	07/31/2023		2000 · Accounts Payable		637.87
	07/31/2023	140 Pavilion Dr. Gas Bill (96%)	8066 · Pavilion - Columbia Gas	612.36	
	07/31/2023		8066 · Pavilion - Columbia Gas	25.51	
	07/31/2023	140 Pavilion Dr. Gas Bill (Admin 4%)	2000 · Accounts Payable		86.22
	07/31/2023	1240 Cincinnati Rd Gas Bill	4600 · Scott County Park	86.22	
Total Columbia Gas of Kentucky				810.31	810.31

**Georgetown-Scott County Parks and Recreation
Paid Bills Detail
As of August 10, 2023**

	Date	Memo	Account	Debit	Credit
Fuelman	07/31/2023		2000 · Accounts Payable		513.79
	07/31/2023	KidzWorld Camp Transportation Fuel	4780 · Fuel and Oil	416.13	
	07/31/2023	Pavilion Vehicle Usage Fuel	4780 · Fuel and Oil	34.73	
	07/31/2023	Monthly Fuel Card Usage Fees	4780 · Fuel and Oil	62.93	
Total Fuelman				513.79	513.79
Georgetown Municipal Water					
	07/31/2023		2000 · Accounts Payable		6,331.00
	07/31/2023	200 Jacobs Dr./SFAC Water Bill	5050 · SFAC Georgetown Water	6,331.00	
	07/31/2023		2000 · Accounts Payable		296.92
	07/31/2023	162-165 Scroggins Dr./Batting Cage	4510 · Suffoletta Park	296.92	
	07/31/2023		2000 · Accounts Payable		25.25
	07/31/2023	Louie B Nunn Dr./Field #1 Water Bill	4510 · Suffoletta Park	25.25	
	07/31/2023		2000 · Accounts Payable		17.23
	07/31/2023	162-165 Scroggins Dr./Field #2 & #4	4510 · Suffoletta Park	17.23	
	07/31/2023		2000 · Accounts Payable		17.23
	07/31/2023	Louie B Nunn Dr./Field #3 Water Bill	4510 · Suffoletta Park	17.23	
	07/31/2023		2000 · Accounts Payable		30.78
	07/31/2023	162-165 Scroggins Dr./Picnic Shelter Water Bill	4510 · Suffoletta Park	30.78	
	07/31/2023		2000 · Accounts Payable		30.78
	07/31/2023	Louie B Nunn Dr./Concession Stand Water Bill	4510 · Suffoletta Park	30.78	
	07/31/2023		2000 · Accounts Payable		94.21
	07/31/2023	Horseshoe Pit Water Bill	4510 · Suffoletta Park	94.21	
	07/31/2023		2000 · Accounts Payable		17.23
	07/31/2023	Royal Spring Park Water Bill	4650 · Royal Spring Park	17.23	
	07/31/2023		2000 · Accounts Payable		17.28
	07/31/2023	S Water Street Pk. Water Bill	4650 · Royal Spring Park	17.28	
	07/31/2023		2000 · Accounts Payable		118.20
	07/31/2023	151 Ed Davis Ln. Water Bill	9313 · ED - Georgetown Water	118.20	
	07/31/2023		2000 · Accounts Payable		25.23
	07/31/2023	145 Ed Davis Ln. Water Bill	4540 · Ed Davis Park	25.23	

**Georgetown-Scott County Parks and Recreation
Paid Bills Detail
As of August 10, 2023**

	Date	Memo	Account	Debit	Credit
	07/31/2023		2000 · Accounts Payable		16.28
	07/31/2023	1260 Cincinnati Pk. Water Bill	4600 · Scott County Park	16.28	
	07/31/2023		2000 · Accounts Payable		30.78
	07/31/2023	1240 Cincinnati Pk. Water Bill	4600 · Scott County Park	30.78	
	07/31/2023		2000 · Accounts Payable		17.23
	07/31/2023	0 Long Lick Entrance Water Bill	4600 · Scott County Park	17.23	
	07/31/2023		2000 · Accounts Payable		251.43
	07/31/2023	140 Pavilion Dr./Upstairs-Skatepark (99%) Water Bill	8070 · Pavilion - Georgetown Water	248.91	
	07/31/2023	140 Pavilion Dr./Upstairs-Skatepark (Admin 1%) Water Bill	8070 · Pavilion - Georgetown Water	2.52	
	07/31/2023		2000 · Accounts Payable		4,967.29
	07/31/2023	140 Pavilion Dr. (99%) Water Bill	8070 · Pavilion - Georgetown Water	4,917.61	
	07/31/2023	140 Pavilion Dr. (Admin 1%) Water Bill	8070 · Pavilion - Georgetown Water	49.68	
	07/31/2023		2000 · Accounts Payable		98.40
	07/31/2023	Marshall Park Dr. Water Bill	4570 · Marshall Park	98.40	
	07/31/2023		2000 · Accounts Payable		678.89
	07/31/2023	200 Jacobs Dr./Parks & Rec Water Bill	4570 · Marshall Park	678.89	
	07/31/2023		2000 · Accounts Payable		16.25
	07/31/2023	Scott County Park Water Bill	4600 · Scott County Park	16.25	
				13,097.89	13,097.89
John Deere Financial					
	07/31/2023		2000 · Accounts Payable		239.98
	07/31/2023	Qty:2 Glyphosate Weed Killer	8074 · Pavilion - Supp., Serv., Repair	239.98	
				239.98	239.98
Total John Deere Financial					
	07/31/2023		2000 · Accounts Payable		953.42
Nextiva Inc.					
	07/31/2023		4240 · Office Phone	599.80	
	07/31/2023	Parks Office Phones Fees	4240 · Office Phone	24.98	
	07/31/2023	SFAC Office Phones Fees	5060 · SFAC Center Phone	64.32	
	07/31/2023	Outdoor Main. Bldg. Office Phones Fees	4600 · Scott County Park	64.32	
	07/31/2023	EDLC Office Phones Fees	9310 · ED - Telephone	200.00	
				953.42	953.42
Total Nextiva Inc.					

**Georgetown-Scott County Parks and Recreation
Paid Bills Detail
As of August 10, 2023**

	Date	Memo	Account	Debit	Credit
Republic Services Inc.					
	07/31/2023		2000 · Accounts Payable		1,987.58
	07/31/2023	140 Pavilion Dr. Trash Removal	8074 · Pavilion - Supp., Serv., Repair	445.61	
	07/31/2023	200 Airport Rd.-SIFAC Trash Removal	8074 · Pavilion - Supp., Serv., Repair	744.17	
	07/31/2023	800 E. Jackson St. Trash Removal	8074 · Pavilion - Supp., Serv., Repair	797.80	
Total Republic Services Inc.				1,987.58	1,987.58
Tractor Supply Company					
	07/31/2023		2000 · Accounts Payable		434.18
	07/31/2023	Bailing Twine & DeWalt Air Compressor w/ Warranty Plan	4810 · Supplies	434.18	
Total Tractor Supply Company				434.18	434.18
Verizon Wireless					
	07/31/2023		2000 · Accounts Payable		977.28
	07/31/2023	Special Events Hot Spot	6850 · New Prog/Sp Events Supplies	40.01	
	07/31/2023	Administration Salary & F-time Mgrs. Cell Phones	4750 · Cell phones	246.65	
	07/31/2023	Pavilion Mgr. Cell Phone	4750 · Cell phones	49.33	
	07/31/2023	Outdoor Maintenance Salary/F-Time Cell Phones	4750 · Cell phones	295.98	
	07/31/2023	Ed Davis Mgr. Cell Phone	4750 · Cell phones	49.33	
	07/31/2023	Facility Maintenance Salary/F-Time Cell Phones	4750 · Cell phones	197.32	
	07/31/2023	Aquatics Salary Cell Phones	4750 · Cell phones	98.66	
Total Verizon Wireless				977.28	977.28
Wal-Mart					
	07/31/2023		2000 · Accounts Payable		534.98
	07/31/2023	Pavilion Board Meeting Drinks	6880 · Miscellaneous	31.32	
	07/31/2023	Bar Stools for Pulling Track Announcer Stand.	4810 · Supplies	104.52	
	07/31/2023	Supplies for Masterplan Open House @ Pavilion	6880 · Miscellaneous	68.40	
	07/31/2023	Supplies for Masterplan Open House @ EDLC	6880 · Miscellaneous	39.16	

**Georgetown-Scott County Parks and Recreation
Paid Bills Detail
As of August 10, 2023**

	Date	Memo	Account	Debit	Credit
	07/31/2023	KidzWorld Program Supplies/Crafts/Field Day	6490 · Kidzworld Supplies	143.04	
	07/31/2023	EDLC Office Supplies	9230 · ED - Office Supplies	51.92	
	07/31/2023	Computer Cables & Accessories	4270 · Office Supplies and Equipment	96.62	
Total Wal-Mart				534.98	534.98
TOTALS:				25,793.31	25,793.31

Quote

Date: August 14, 2023,
Expiration date: September 14, 2023.
To: Kimberly Rice, Scott County Parks and Recreation

Project: Brooking Park Basketball Retrofit
Georgetown, Kentucky
Musco Project Number: 200416

Sourcewell

Master Project: 199030, Contract Number: 041123-MSL, Expiration: 06/16/2027
Category: Sports lighting with related supplies and services

All purchase orders should note the following:
Sourcewell purchase – contract number: 041123-MSL

Quotation Price – Materials Delivered to Job Site and Installation

Lighting

Basketball Courts – (2) Courts 85' x 50' \$ 45,902.00

Sales taxes and bonding are not included.

Quote is confidential. Pricing and lead times are effective for 30 days only. Prices are subject to change if the order is not released within 60 days from the date of the purchase.

Light-Structure System™ retrofit with Total Light Control – TLC for LED™ technology.

Guaranteed Lighting Performance

- Guaranteed light levels of 30fc and uniformity of 2.5:1.

System Description

- (9) Factory aimed and assembled luminaires.
- Pole length factory assembled wire harnesses.
- Factory wired and tested remote electrical component enclosures.
- Mounting hardware for poletop luminaire assemblies and electrical components enclosures
- Disconnects
- UL listed assemblies.

Control Systems and Services

- (1) Player-activated pushbutton control system with strobe to provide timed on/off control.
- Control-Link® control and monitoring system to provide remote on/off and dimming (high/medium/low) control and performance monitoring with 24/7 customer support.

Operation and Warranty Services

- Product assurance and warranty program that covers materials and onsite labor, eliminating 100% of your maintenance costs for 25 years.
- Support from Musco's Lighting Services Team – over 170 Team members dedicated to operating and maintaining your lighting system – plus a network of 1800+ contractors

Musco Scope

- Provide design and layout for lighting system.
- Test and final aim equipment

Installation Services Provided

[See attached scope of work]



Quote

Payment Terms

Musco's Credit Department will provide payment terms.

Email or fax a copy of the Purchase Order to Musco Sports Lighting, LLC:

Musco Sports Lighting, LLC
Taylor Knoot
Fax: 800-374-6402
Email: musco.contracts@musco.com

**All purchase orders should note the following:
Sourcewell purchase – contract number: 041123-MSL**

Delivery Timing

8 - 12 weeks for delivery of materials to the job site from the time of order, submittal approval, and confirmation of order details including voltage, phase, and pole/luminaire locations.

Notes

Quote is based on following conditions:

- Shipment of entire project together to one location.
- Voltage and phase system requirements to be confirmed.
- Structural code and wind speed = 2015 IBC, 115 mi/h, Exposure C, Importance Factor 1.0.
- Due to the built-in custom light control per luminaire, pole or luminaire locations need to be confirmed prior to production. Changes to pole or luminaire locations after the product is sent to production could result in additional charges.

Thank you for considering Musco for your lighting needs. Please contact me with any questions or if you need additional details.

Curt Mickey
Sales Representative
Musco Sports Lighting, LLC
100 1st Avenue West – PO Box 808
Oskaloosa, IA 52577, USA
Phone: 502-418-6804
E-mail: curt.mickey@musco.com



**Brooking Park Basketball Retrofit
Georgetown, Kentucky
Retrofit Scope of Work**

Customer Responsibilities:

1. Complete access to the site for construction using standard 2-wheel drive rubber tire equipment.
2. Locate existing underground utilities not covered by your local utilities. (i.e., water lines, electrical lines, irrigation systems, and sprinkler heads). Musco or Subcontractor will not be responsible for repairs to unmarked utilities.
3. Locate and mark field reference points per Musco supplied layout. (i.e., home plate, center of FB field).
4. Ensure usability of existing underground wiring.
5. Pay any necessary power company fees and requirements.
6. Pay all permitting fees.
7. Provide any existing as-built documents or drawings.
8. Provide sealed Electrical Plans. (If required)

Musco Responsibilities:

1. Provide required fixtures, electrical enclosures, mounts, hardware, wire harnesses, and control cabinets.
2. Provide poletop luminaire assembly on (2) poles.
3. Provide fixture layout and aiming diagram.
4. Provide Contract Management as required.
5. Assist our installing subcontractor and ensure our responsibilities are satisfied.

Subcontractor Responsibilities

General:

1. Obtain any required permitting.
2. Contact your local UDig for locating underground public utilities and confirm they have been clearly marked.
3. Contact the facility owner/manager to confirm the existing private underground utilities and irrigation systems have been located and are clearly marked to avoid damage from construction equipment. Notify owner and repair damage to marked utilities. Notify owner and Musco regarding damage which occurred to unmarked utilities.
4. Provide labor, equipment, and materials to offload equipment at jobsite per scheduled delivery.
5. Provide storage containers for material, (including electrical components enclosures), as needed.
6. Provide necessary waste disposal and daily cleanup.
7. Provide adequate security to protect Musco delivered products from theft, vandalism, or damage during the installation.
8. Keep all heavy equipment off playing fields when possible. Repair damage to grounds which exceeds that which would be expected. Indentations caused by heavy equipment traveling over dry ground would be an example of expected damage. Ruts and sod damage caused by equipment traveling over wet grounds would be an example of damage requiring repair.
9. Provide startup and aiming as required to provide complete and operating sports lighting system.
10. Installation to commence upon delivery and proceed without interruption until complete. Musco to be immediately notified of any breaks in schedule or delays.

Quote

Demolition:

1. Remove and dispose of the existing fixtures, and electrical enclosures. This will include the recycling of lamps, aluminum reflectors, ballast, and steel, as necessary.
2. Leave existing ground wires and power feed in place for connection to new lighting equipment.

Retrofit Musco Equipment to Existing Poles:

1. Provide labor, materials, and equipment to assemble and install Musco TLC for LED® equipment on existing poles and terminate grounding and power feed. Power feed may need to be reworked to adapt to the new Musco equipment.
2. Ensure grounding components meet minimum standards required by NEC and NFPA780.
3. For concrete poles provide new lightning down conductor(aluminum) and ⁵/₈ in copper ground rod. For poles 75 ft (22 m) or less use 1/0 AWG, poles over 75 ft (22 m) use 4/0 AWG conductor. Bond internal pole ground to new down conductor.
4. For steel poles provide new ground rod and pole bonding conductor per NFPA Annex A.1.6.
5. Down conductor shall be converted to copper wire for any underground runs and bonded to ground rod(s).
6. Ensure all Musco components are bonded to both equipment and lightning grounds. No upward sweeps allowed for lightning down conductor or bonding jumper(s). See installation instructions for further information.
7. Test ground resistance with 3-point megger and confirm 25 ohms or less for each pole. Install additional ground rods or create grounding grid until resistance of 25 ohms or less is achieved.

Electrical:

1. Provide materials, and equipment to reuse existing electrical service panels as required.
2. Provide materials, and equipment to reuse existing electrical wiring as permitted.
3. Provide as built drawings on completion of installation.
4. Install rigid conduit, boxes and push button/strobe warning light, and engraved label on fencing.

Control System:

1. Provide labor, equipment, and materials to install (1) 72" Musco Control and Monitoring cabinet and terminate all necessary wiring. Reroute all existing Baseball through new Musco controller.
2. Provide a dedicated 120 V 20 A controls circuit or a step-down transformer for 120 V control circuit if not available.
3. Check all zones to make sure they work in both auto and manual mode.
4. Commission Control-Link® by contacting Control-Link Central™ at 877-347-3319.


Note: Excludes permits, inspection and any replacement or repair to decrepit wireway below existing panel.



Georgetown-Scott County Parks and Recreation
July 2023 Electric Bills

Kentucky Utilities Company	Date	Memo	Account	Debit	Credit	
3000-0027-0730	07/31/2023	Markham	4510 · Suffoletta Park	49.63		100-523-10616-52263
3000-0298-4288	07/31/2023	Oser	4610 · Oser Landing Park	177.15		100-523-10611-52263
3000-0385-2826	07/31/2023	Horseshoe Pit	4510 · Suffoletta Park	41.28		100-523-10616-52263
3000-0369-7442	07/31/2023	Louie B. Nunn Dr. Ball	4510 · Suffoletta Park	308.47		100-523-10616-52263
3000-0371-2191	07/31/2023	Louie B. Nunn Dr.	4510 · Suffoletta Park	294.73		100-523-10616-52263
3000-0400-4176	07/31/2023	151 Ed Davis Lane	9312 · ED - Kentucky Utilities	409.85		200-523-10200-52263
3000-0417-3146	07/31/2023	Marshall Park Dr. PL	4570 · Marshall Park	620.88		100-523-10609-52263
3000-0424-4939	07/31/2023	Airport Field 4	4570 · Marshall Park	57.53		100-523-10609-52263
3000-0477-7466	07/31/2023	1220 Cincinnati Rd. Shop	4600 · Scott County Park	357.89		100-523-10618-52263
3000-0485-0149	07/31/2023	Marshall Park Dr. Field #1	4570 · Marshall Park	152.97		100-523-10609-52263
3000-0489-5441	07/31/2023	Airport Rd. Conc.St	4570 · Marshall Park	217.34		100-523-10609-52263
3000-0501-2855	07/31/2023	1080 Cincinnati Rd. Ballfield	4600 · Scott County Park	92.05		100-523-10618-52263
		SFAC	5020 · SFAC Kentucky Utilities			
3000-0541-8292	07/31/2023	Airport Rd Conc	4570 · Marshall Park	140.50		100-523-10609-52263
3000-0551-5782	07/31/2023	Pavilion (96%)	8068 · Pavilion - Kentucky Utilities	14,741.81		100-523-10300-52263
3000-0586-6755	07/31/2023	Batting Cage TBR SCYB	4810 · Supplies	169.68		100-523-10616-52263
3000-0601-9321	07/31/2023	Ed Davis Park	4540 · Ed Davis Park	215.45		100-523-10604-52263
3000-0613-6943	07/31/2023	Airport Rd Field #2	4570 · Marshall Park	45.14		100-523-10609-52263
3000-0613-7339	07/31/2023	Airport Rd. Field #3	4570 · Marshall Park	48.54		100-523-10609-52263
3000-06680-8111	07/31/2023	Louie B Nunn Dr Ball	4510 · Suffoletta Park	128.75		100-523-10616-52263
3000-0687-3172	07/31/2023	Airport Rd Field #5	4570 · Marshall Park	53.24		100-523-10609-52263
3000-0848-0968	07/31/2023	Lisle Rd Soccer Gate	4810 · Supplies	42.04		100-523-10608-52263
3000-3257-0123	07/31/2023	Oxford Dr	4630 · Oxford Road Park	102.46		100-523-10612-52263
3000-0551-5782	07/31/2023	Pavilion (Admin 4%)	8068 - Pavilion-Kentucky Utilities	614.30		
Kentucky Utilities Total:				\$19,081.68	\$19,081.68	

Previous



SALE



Sale | Extra 10% Off* | Use Code: NWS10 **FORTRESS MOBILE CRICKET CAGE**

FORTRESS Mobile Cricket Cage for cricket clubs, schools & home use indoors & outdoors. Available with 24ft length or 36ft length. Wheel-based portable batting cage features rust-resistant steel & rot-proof HDPP cricket net.

\$1,899.99 ~~\$2,199.99~~ **IN STOCK**

Cage Length :

Post Padding:

Choose an Option... ▾

Choose an Option... ▾

1 +


[CLICK HERE FOR ESSENTIALS](#) +

Total:

\$ 1,899.99


ADD TO CART

FORTRESS MOBILE CRICKET CAGE – PROFESSIONAL & PORTABLE CRICKET NET




PORTABLE CRICKET CAGE

This professional cricket cage is completely freestanding & features 6x heavy-duty anti-tamper wheels for complete portability on any flat surface. Easy to move, it can be used indoors & outdoors.



ELITE STEEL CONSTRUCTION

Exceptional longevity is a guarantee with the FORTRESS Mobile Cricket Cage thanks to the 2.5mm galvanised steel construction. The new design features reinforced support for excellent stability.



PREMIUM CRICKET NETTING

Brimming with quality, the mobile cage features a premium-grade cricket net that's been crafted using 2mm HDPP & features a 48mm square mesh. UV treated for resistance to sun damage & rot.

DESCRIPTION

FORTRESS MOBILE CRICKET CAGE – PORTABLE CRICKET NET FOR CLUBS, SCHOOLS & HOME USE

An excellent choice for cricket clubs, schools & even home use, the FORTRESS Mobile Cricket Cage will transform your cricket training set-up. Measuring 24ft x 10ft x 10ft or 36ft x 10ft x 10ft, this cricket batting net features 6x and 8x ultra-heavy-duty anti-tamper wheels respectively, giving it excellent portability on any surface. The all-new design takes all the quality of the original FORTRESS Mobile Cricket Cage, the newly developed structure provides even more stability during use. Suitable for indoor & outdoor use, the portable FORTRESS Cricket Cage has been expertly manufactured using premium-grade materials, guaranteeing to be a part of your cricket set-up for many seasons to come.

FORTRESS Mobile Cricket Cage – Ideal for cricket clubs & schools

- Cricket cage features 6x or 8x heavy-duty anti-tamper wheels for complete portability

- Frame is engineered using 42mm OD x 2.5mm thick galvanised steel – rust-resistant & weatherproof
- Cricket Net is crafted from UV treated 2mm HDPP & features a 48mm square mesh
- Updated design features additional structural support (front & rear) for increased stability

Designed with world-class durability in mind, the entire FORTRESS Mobile Cricket Cage structure is resistant to rust, corrosion & sun damage. The frame has been engineered using 2.5mm galvanised steel (42mm OD) & consists of multiple easy-to-assemble steel tubes. The cricket net matches the frame when it comes to industrial strength as it has been crafted using 2mm HDPP. UV treated for resistance to sun damage & rot, the cricket net features a 48mm square mesh – perfectly equipping it for heavy impacts from cricket balls. 100% portable, this mobile cricket net can be simply moved from practice pitches to the middle, giving you the highest quality of training possible.

Net World Sports stock a vast range of high-quality FORTRESS Cricket Training Equipment designed to take your game to the next level. For Cricket Stumps, Cricket Ball Throwers & more, please see the essentials above.

✓ SPECIFICATIONS

FORTRESS MOBILE CRICKET CAGE SPECIFICATIONS

DIMENSIONS:

- Cricket Cage: 24ft x 10ft x 10ft | 7.3m x 3m x 3m
- Cricket Cage: 36ft x 10ft x 10ft | 11m x 3m x 3m

MATERIALS:

- Frame: 2.5mm Galvanised Steel (42mm OD) – resistant to rust & corrosion
- Cricket Net: Heavy-Duty 2mm HDPP (48mm Square Mesh)
- Cricket Netting is UV treated for resistance to sun damage & rot

MISCELLANEOUS:

- Updated design features a reinforced frame (front & rear) for exceptional stability
- Cricket Cage features 6x or 8x anti-temper wheels for complete portability on any surface
- Batting Net is completely freestanding & can be moved by two people easily
- Portable Cricket Net can be used on any flat surface (indoors & outdoors)
- FORTRESS Mobile Cricket Cage is an excellent choice for clubs, schools & home use



WANT TO CHAT?

Contact us

here (<https://www.networldsports.com/contacts>) and we'll get back to you as soon as possible.



SUPER FAST SHIPPING

Express shipping available



QUESTIONS & ANSWERS

Ask fellow customers what they think!

[Hide Q&As](#) ✓

Questions & Answers

No one has asked a question yet!

CLICK BELOW TO RECEIVE EXCLUSIVE UPDATES & OFFERS!

([HTTPS://WWW.NETWORLDSPORTS.COM/PREFERENCES/CONSENT/](https://www.networldsports.com/preferences/consent/))
SIGN ME UP



(<https://www.networldsports.com/>)

COMPANY INFO

- [About Us \(/about\)](#)
- [Awards \(/awards\)](#)
- [Our New HQ \(/our-new-hq\)](#)
- [Our Brands \(/our-brands\)](#)
- [Modern Slavery Policy \(/https://www.networldsports.com/modern-slavery-policy\)](#)
- [Privacy Policy \(/https://www.networldsports.com/privacy-policy\)](#)
- [Terms & Conditions \(/https://www.networldsports.com/terms\)](#)
- [Cookie Policy \(/https://www.networldsports.com/cookie-policy\)](#)
- [Net World 3PL \(/https://networld3pl.co.uk/\)](#)

CUSTOMER INFO

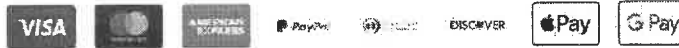
- [Register / Sign In \(/customer/account/login/\)](#)
- [Contact Us \(/contacts\)](#)
- [Help \(/help\)](#)
- [Shipping Information \(/help/shipping\)](#)
- [Returns Information \(/help/returns\)](#)
- [Christmas Returns \(/christmas-returns\)](#)
- [Purchase Orders \(/https://www.networldsports.com/purchase-orders\)](#)
- [Promotion Exclusions \(/promo-exclusions\)](#)
- [Coupon Codes \(/discount-codes\)](#)
- [Payment Methods \(/payment-methods\)](#)

PARTNERS & MEDIA

- [Product Catalogue \(/catalogue\)](#)
- [Who We Work With \(/who-we-work-with\)](#)
- [Case Studies \(/who-we-supply\)](#)
- [Ambassadors \(/ambassadors\)](#)
- [New Products \(/new-arrivals\)](#)
- [Buyers' Guides \(/buyers-guides\)](#)
- [Charity \(/charity\)](#)
- [Videos \(/https://www.youtube.com/c/networldsports\)](#)
- [Press Enquiries \(/press-enquiries\)](#)

FIND YOUR SPORT

- [Archery \(/archery.html\)](#)
- [Badminton \(/badminton.html\)](#)
- [Backstop Nets \(/backstop-netting.html\)](#)
- [Baseball \(/baseball.html\)](#)
- [Basketball \(/basketball.html\)](#)
- [Beach Sports \(/beach-sports.html\)](#)
- [Boot Scrapers \(/boot-wipers.html\)](#)
- [Boxing \(/boxing.html\)](#)
- [Cricket \(/cricket.html\)](#)
- [Darts \(/darts.html\)](#)
- [Field Hockey \(/field-hockey.html\)](#)
- [Fishing \(/fishing.html\)](#)
- [Football \(/football.html\)](#)
- [Futsal \(/futsal.html\)](#)
- [GAA \(/gaelic-football.html\)](#)
- [Golf \(/golf.html\)](#)
- [Gym & Fitness \(/gym-equipment.html\)](#)
- [Gymnastics \(/gymnastics-equipment.html\)](#)
- [Handball \(/handball.html\)](#)
- [Hot Tubs \(/backyard-equipment/hot-tubs.html\)](#)
- [Ice Hockey \(/hockey.html\)](#)
- [Lacrosse \(/lacrosse.html\)](#)
- [Line Marking \(/line-marking.html\)](#)
- [Netball \(/netball.html\)](#)
- [Patio & Garden \(/backyard-equipment.html\)](#)
- [Pickleball \(/pickleball.html\)](#)
- [Ping Pong \(/ping-pong.html\)](#)
- [Rugby \(/rugby.html\)](#)
- [School Sports \(/school-pe-equipment.html\)](#)
- [Shelters \(/shelters.html\)](#)
- [Soccer \(/soccer.html\)](#)
- [Swimming \(/swimming.html\)](#)
- [Tennis \(/tennis.html\)](#)
- [Volleyball \(/volleyball.html\)](#)
- [Water Sports \(/water-sports.html\)](#)
- [Yoga \(/yoga-equipment.html\)](#)



**Georgetown – Scott County Parks and
Recreation Department Goals 2023--2024**

Mission Statement:

The Georgetown – Scott County Parks and Recreation Department continually strives to develop, provide, and maintain quality programs and facilities that meet the increasing needs of our growing community.

Vision Statement:

To be the state leader in promoting community health and well-being through fun, progressive and memorable parks and recreation experiences and activities for everyone.

Goal 1: Administration and Organization

To systematically and efficiently provide for the park and recreational needs of all Georgetown and Scott County residents by use of both public and private resources.

Objectives:

1. The efficient delivery of park and recreational opportunities to all residents is to be encouraged. Using city and county resources, private organization resources, grants, etc., the residents needs and possible changing demands for services shall be evaluated and updated periodically.
2. Encourage an effective, efficient working relationship with community organization, school system, city, county and surrounding communities for the benefit of the recreational needs of the community.
3. Encourage volunteerism. In recognition that the department resources are limited, it shall be policy to seek volunteers to assist with the provision of parks and recreation services.
4. Work within annually adopted budget and comply with policies and procedures.
5. Update Comprehensive Parks Master Plan
6. Update Financial Software to operate within GAF standards and reporting.
7. Continue process towards CAPRA accreditation.
8. Utilize budgeted resources in a deliberate and systematic manner throughout the entire fiscal year.
9. Use capital funding to renew aging infrastructure.
10. Evaluate and update staff pay to be equitable and competitive.
11. Develop methods to better report monthly recovery rate for facility operations and programs.
12. Identify policy deficiencies and implement updates as needed.
13. Evaluate the overall jurisdictional costs of providing parks and recreation services to our community.
14. Establish “Best Practices” procedures for financial management.

Goal 2: Cultivate an Effective and Dynamic Workforce

To have an educated, engaged workforce that strives to represent and achieve the department's vision and mission statements every day.

1. Continue to provide comprehensive training to staff to meet OSHA standards and professional development.
2. Recognize and celebrate excellence and innovation through an employee recognition program.
3. Continue practices that encourage a safe and healthy work environment.
4. Assess staff salaries to understand hiring challenges and reevaluate pay structures for employees.
5. Evaluate employee retention and develop strategies to increase employee retention.
6. Increase employee buy-in to organizational goals and objectives.

Goal 3: Recreation Programs

Offer a comprehensive program of recreation and park activities with the opportunity for a variety of experiences that meet the physical and psychological needs of the residents of Georgetown/Scott County.

1. Identify and provide services in the core program areas where GSC Parks plays a significant role: Arts & Culture; Enrichment & Learning; Health, Wellness & Fitness; Nature Programs; Older Adult & Senior Programs; Social Activities; Special Events; Sports; and Youth Programs.
2. To support core program areas, increase programs, activities, and events for the community.
3. Create and redefine programs to support GSC Parks vision and values, including cultural diversity, inclusiveness, health and wellness, conservation and stewardship, and others.
4. To interact with private, public, and other organizations to facilitate services and eliminate wasteful duplication.
5. To plan and maintain programs and services of the highest standards.
6. Improve process for evaluating programs and services for operational efficiency and
7. Enhance health and wellness of our patrons through innovative and diversified recreation, leisure, and park programs.
8. To identify the public's wants and needs for both active and passive recreation through surveys, comment cards, public meetings, etc.
9. Use the tracked information on the numbers of participants annually in each core program area, as well as the numbers and types of programs, activities, classes, and leagues provided or facilitate to support decision-making regarding the numbers and types of programs to provide.
10. Support Organized Sports Organizations through services and training to assist in developing stronger organizations.

Goal 4: Recreation Facilities

To provide facilities for both passive and active recreation to meet the needs of all Georgetown/ ScottCounty residents.

1. The Georgetown – Scott County Parks and Recreation Department includes community parks, neighborhood parks, and other facilities that provide for the recreational needs of the community. It is the department's intent to continue to maintain, develop, and add additional facilities of this nature to keep up with the growth and demand of the community.
2. To take inventory of current facilities and evaluate the adequacy of such.
3. Manage and operate parks effectively to support quality use.
4. To make all facilities accessible to all community residents.
5. To provide areas for both organized and spontaneous play.
6. Enhance health and wellness of our patrons through innovative and diversified recreation, leisure, and park facilities.
7. Continually strive to improve existing facilities while seeking opportunities for future development.

Goal 5: Parks Maintenance, Open Space, and Environmental Conservation

Manage, administer, and maintain quality parks, facilities, and programs through outstanding customer service, stewardship, and sustainable practices.

Maintain and operate parks effectively to support quality use.

1. The Georgetown-Scott County Parks and Recreation Department includes community parks, neighborhood parks, and other facilities that provide for recreational needs of the community. It is the department's intent to continue to maintain, develop, and add additional open space and amenities of this nature to keep up with the growth and demand of the community.
2. Implement Operations Master Plan goals, objectives, strategies, and recommendations relating to asset maintenance, replacement, reinvestment, and stewardship.
3. Ensure that routine and preventative maintenance services are adequately funded in parks to ensure park safety, make parks more attractive, provide a quality user experience, and avoid a park maintenance backlog.
4. Invest additional funds in natural resource stewardship, and protect cultural, historical, and natural resources in parks.
5. Improve maintenance efficiencies. Consider integrating native and/climate appropriate plants and avoid difficult-to-maintain amenities that do not function well.
6. Invest in technology to conserve resources and reduce utility and water costs.

7. Incorporate best practices in park management and sustainability practices to ensure the wise use of resources.
8. Adopt design and development guidelines to guide park and facility maintenance, management, renovation, and development.
9. Update park and trail design and development guidelines. Include federal and state bike and pedestrian design standards for on and off-road development in and adjacent to greenways and natural areas.
10. Develop GSC Parks maintenance management plan
11. Be fiscally and financially prudent in funding the park and recreation needs of Scott County community.
12. Coordinate with local leaders to identify and potentially expand the department's resources to support open space, parkland and facilities, park and natural area maintenance and restoration, recreation, and public arts.
13. Expand staff capacity, as resources allow, for appropriate parks maintenance standards.

Goal 6: Marketing and Citizen Recognition and Participation

To make the citizens of Georgetown/Scott County aware of the programs and facilities available to them. To encourage their involvement and participation in all areas of our programs and facilities.

1. The department shall use the various avenues available, such as social media, news media, mailings, etc. to notify our citizens of the programs and facilities available.
2. The department, in cooperation with various associations, service clubs, citizen and government agencies, shall provide a forum for the exchange of ideas with the purpose of encouraging participation for all.
3. Identify underrepresented groups and help them participate.
4. To enhance public knowledge and appreciation for the natural beauty of open space, green space, and the environmental significance of our surroundings.
5. To enhance public knowledge of the benefits of access to community recreational opportunities.
6. The department shall implement the HOP program to recognize volunteers who are critical to recreation delivery in our community.

August 2023 Program Report

For August 21, 2023 GSC Parks & Recreation Board Meeting

Ednal Maynard

*** PLEASE NOTE THAT ATTENDANCE NUMBERS REFLECT 7/1/2023 – 7/26/2023;
ALSO, FINANCIAL NUMBERS WERE NOT AVAILABLE IN TIME FOR THIS MONTH'S
BOARD MEETING***

Pavilion Operations

Pavilion Program Attendance: 4,316

Pavilion Annual Membership: 4,048

Pavilion Daily Passes: 5,544

Total Pavilion Attendance Including Programs, Passes, Non-Participants, and Rentals: 15,423

Fiscal Year To Date Attendance: 15,423

Pavilion Operations Income: N/A

Pavilion Expenses: N/A

Pavilion Recovery Rate: N/A

Ed Davis Learning Center

EDLC Attendance Including Daily Attendance, Programs, Community Services, and Rentals: 2,873

Daily Attendance: 1062

Meetings: 51

Rentals: 200

Programs

Assist Basketball League: 1560

Suffoletta Family Aquatic Center

SFAC Attendance Including Daily Attendance, Cabana Rentals, and Party Rentals: 8,748

2023 SFAC Season Passes Sold as of 8/18/2023: 547

2023 SFAC Season Passes Revenue as of 7/17/2023: \$20,993.00

2023 SFAC Revenue as of 8/18/2023: \$150,646.97



5 Year Attendance Comparison for July

Attendance Type	2019	2020	2021	2022	2023
20 Visit Pass	229	164	307	138	906
20 Visit Walker Pass	170	39			
6 Month Pass	490	94	455	169	105
Annual Pass	4432	1304	2498	1425	4048
Complimentary Pass	55	25	51	5	43
Daily Pass	3908	1445	6012	966	5544
Observer Attendance	700	86	94	90	135
Off-Site Program Attendance	3				
Program Attendance	4615	1015	1207	948	4316
Rental / Meeting Attendance	407	8	593	19	326
	15009	4180	11217	3760	15423



2018 - to Date Fiscal Year Attendance Comparison

AttendanceType	2018-19	2019-20	2020-21	2021-22	2022-23
Daily Pass	34959	20418	26341	42156	61599
Complimentary Pass	564	338	249	294	503
20 Visit Pass	3145	2218	2414	2450	3198
6 Month Pass	5558	3213	2320	4018	2343
20 Visit Walker Pass	2880	1973	191	208	
Rental / Meeting Attendance	5533	5706	2401	6690	7637
Annual Pass	46454	30733	19202	25103	43039
Program Attendance	42868	29062	19961	25271	30555
Coupon Pass					
Off-Site Program Attendance	231	10			
Observer Attendance	7763	5031	1995	4094	6007
	149955	98702	75074	110284	154881



FY 2022 - 2023 Attendance

Attendance Category	Jul	Aug	Sep	Oct	Nov	Dec	Jan	Feb	Mar	Apr	May	Jun	Total Of Attendance
20 Visit Pass	906												906
6 Month Pass	105												105
Annual Pass	4048												4048
Complimentary Pass	43												43
Daily Pass	5544												5544
Observer Attendance	135												135
Program Attendance	4316												4316
Rental / Meeting Attendance	326												326

Total: 15423

15,423



Pavilion Hours of Operations and Staffing Adjustment

Originator: Ednal Maynard

Date: 08/07/2023

Authorized By:

Director

Date:

8/21/2023

This proposal outlines new hours of operations and consequently staffing requirements for The Pavilion. The proposed changes are based upon facility usage at specific times. Below you will find the current operating times, the proposed operating times, the proposed staffing adjustments and the justification for the change. These changes are proposed to go into effect at 5:30am, Monday, September 25, 2023 (at the completion of Shut- Down [September 16-24, 2023]). This proposal will reduce weekly Hours of operation from 99hrs/week to 95.5hrs/week.

Monday – Friday

Current: 5:30am – 9:30pm

Proposed: 5:30am – 7:00am Members Only Admission

Proposed: Hours of Operations: 5:30am – 9:00pm

Proposed Staffing: 1 MOD (Floating) 5:00pm – until (Must stay until facility is cleared of patrons)

1 Front Desk staff 5:30am – 7:00am

2 Front Desk staff 7:00am – 9:00pm

1 Gym/Fitness staff 5:00pm – 9:00pm

2 Kidzone Staff 8:00am – 12:00pm 4:00pm – 8:00pm

It has been discovered that from the hours of 5:30am – 7:00am we are seeing only members within the facility. Additionally, most evenings we are not having any patrons enter the facility between the hours of 9:00pm – 9:30pm. Between 7/1/2023 – 8/7/2023, 9:00pm – 9:30pm there was a total of 7 patrons, Monday – Friday.

Saturday

Current: 7:00am – 8:00pm

Proposed: Hours of Operations: 7:00am – 7:00pm

Proposed Staffing: 1 MOD (Floating) 11:00am – until (Must stay until facility is cleared of patrons)

2 Front Desk staff 7:00am – 7:00pm

2 Gym/Fitness staff 11:15am – 7:00pm

2 Kidzone Staff 8:00am – 12:00pm

We have found that from about 6:00pm-6:30pm on Saturdays, there are no patrons entering the facility. Closing at 7:00pm allows those that are in the facility by 6pm to complete their activities, while saving on the cost of staffing.

Sunday: Hours of Operations Remain the Same 12:00pm -6:00pm

Proposed Staffing: 1 MOD (Floating) 12:00pm – until (Must stay until facility is cleared of patrons)

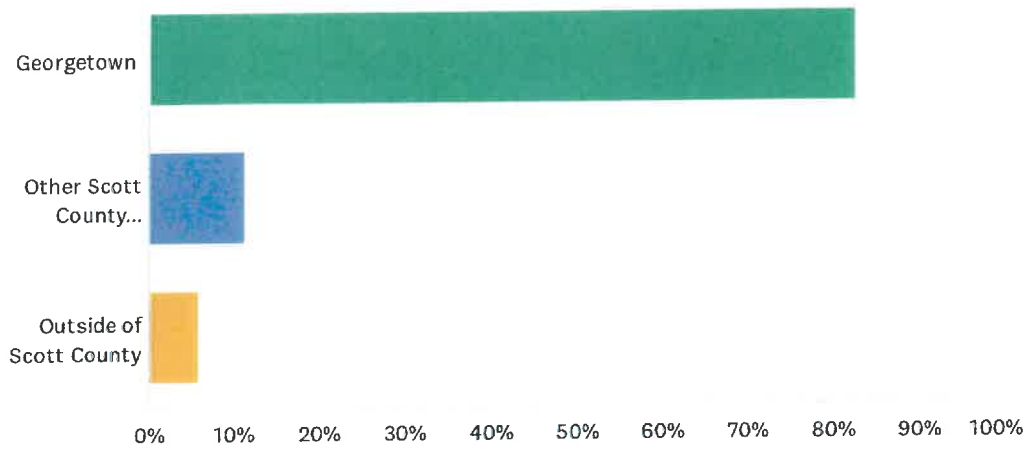
2 Front Desk staff 12:00pm – 6:00pm

2 Gym/Fitness staff 12:00pm – 6:00pm



Q1 Where do you live?

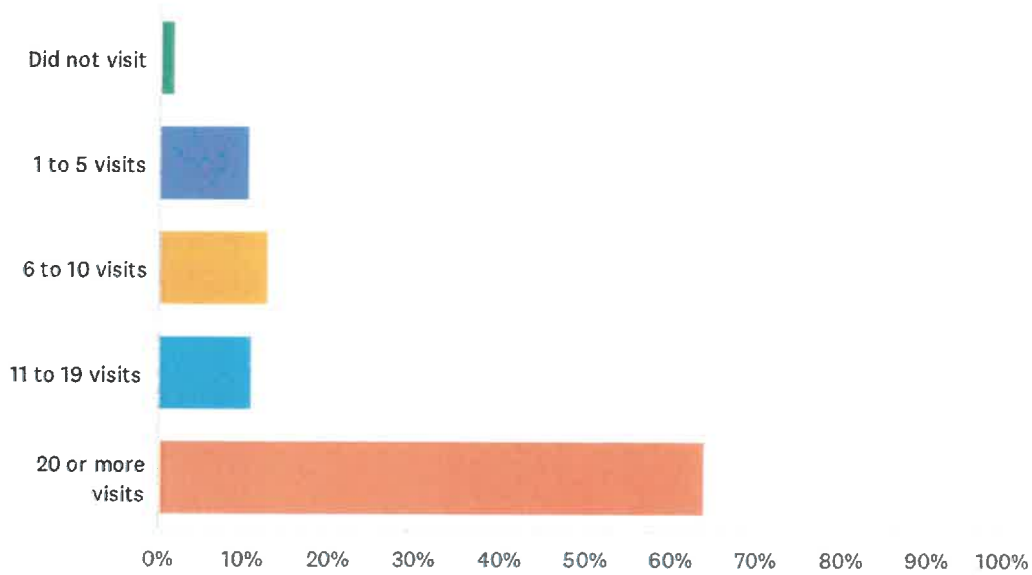
Answered: 1,528 Skipped: 0



ANSWER CHOICES	RESPONSES	
Georgetown	82.79%	1,265
Other Scott County community	11.39%	174
Outside of Scott County	5.82%	89
TOTAL		1,528

Q2 How often did you or any member of your household visit parks or recreation facilities in Georgetown-Scott County during the PAST YEAR?

Answered: 1,525 Skipped: 3



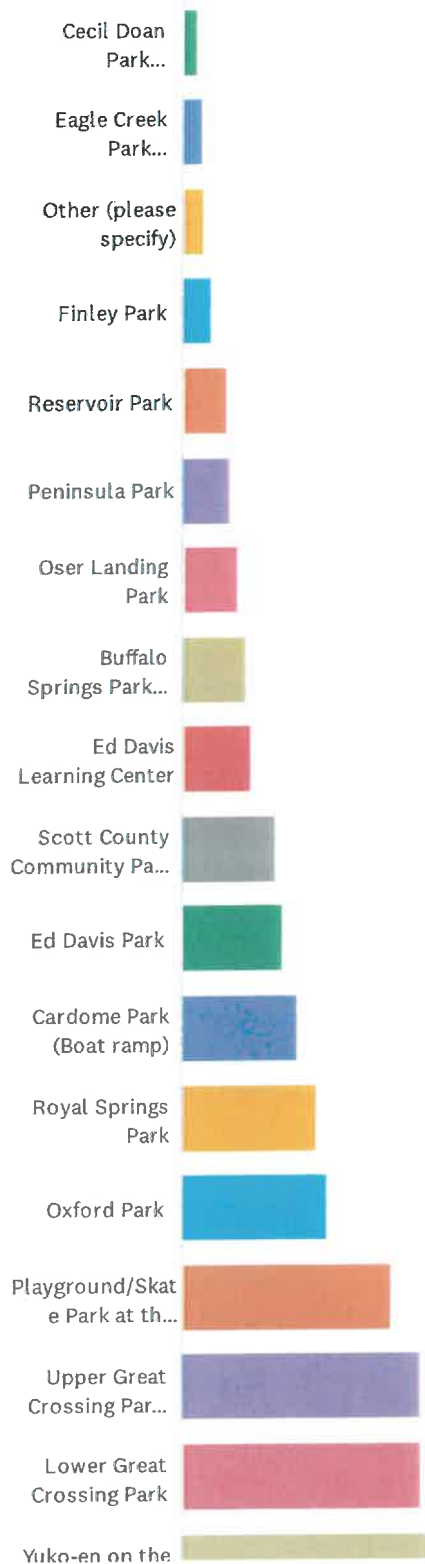
ANSWER CHOICES

RESPONSES

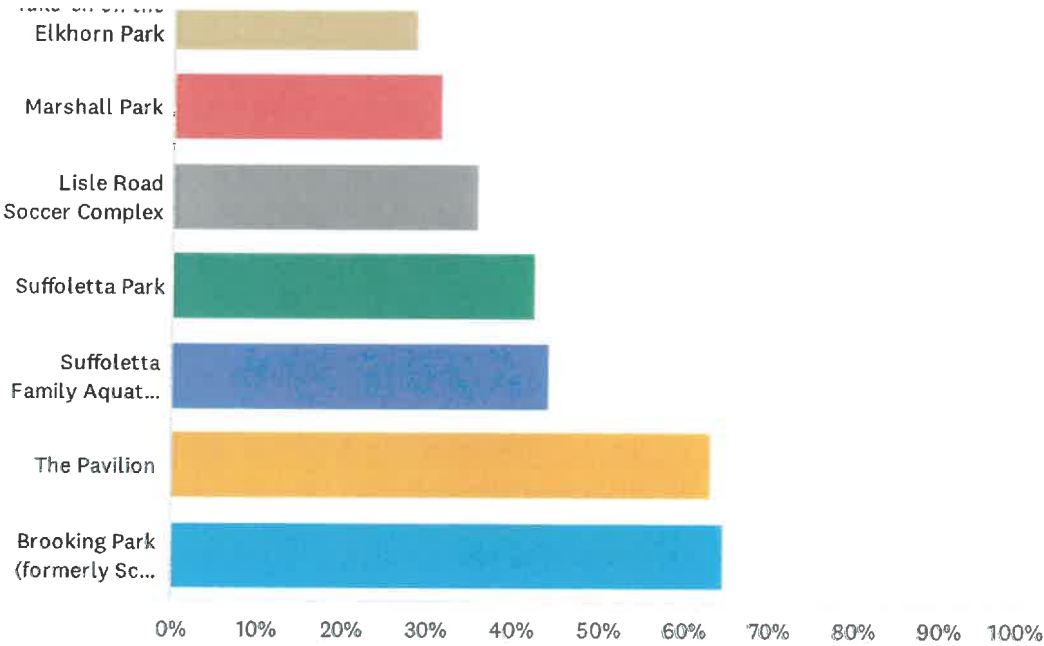
Did not visit	1.70%	26
1 to 5 visits	10.62%	162
6 to 10 visits	12.72%	194
11 to 19 visits	11.02%	168
20 or more visits	63.93%	975
TOTAL		1,525

Q3 From the following list, please check ALL of the parks and recreation facilities that you or members of your household have visited in the past year.

Answered: 1,513 Skipped: 15



Georgetown-Scott County Parks and Recreation Master Plan Survey

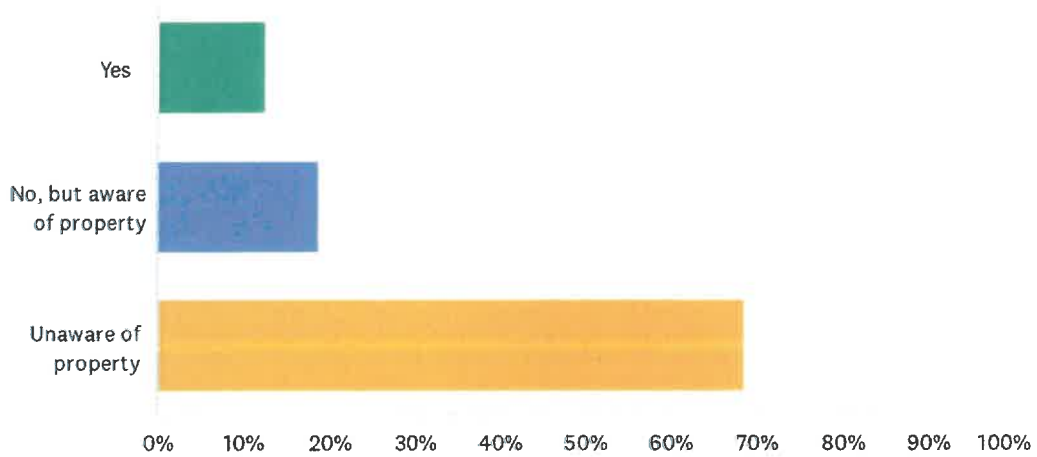


Georgetown-Scott County Parks and Recreation Master Plan Survey

ANSWER CHOICES	RESPONSES	
Cecil Doan Park (Sadieville)	1.72%	26
Eagle Creek Park (Sadieville-boat ramp)	2.38%	36
Other (please specify)	2.38%	36
Finley Park	3.44%	52
Reservoir Park	5.09%	77
Peninsula Park	5.49%	83
Oser Landing Park	6.41%	97
Buffalo Springs Park (Stamping round)	7.47%	113
Ed Davis Learning Center	7.93%	120
Scott County Community Park (Mefford Farm)	10.77%	163
Ed Davis Park	11.83%	179
Cardome Park (Boat ramp)	13.42%	203
Royal Springs Park	15.60%	236
Oxford Park	17.05%	258
Playground/Skate Park at the Pavilion	24.26%	367
Upper Great Crossing Park (Fields)	27.69%	419
Lower Great Crossing Park	27.76%	420
Yuko-en on the Elkhorn Park	28.88%	437
Marshall Park	31.46%	476
Lisle Road Soccer Complex	35.96%	544
Suffoletta Park	42.63%	645
Suffoletta Family Aquatic Center	44.28%	670
The Pavilion	63.19%	956
Brooking Park (formerly Scott Co. Park & Fair Grounds)	64.84%	981
Total Respondents: 1,513		

Q4 Have you or other members of your household visited the Reservoir Property?

Answered: 1,518 Skipped: 10



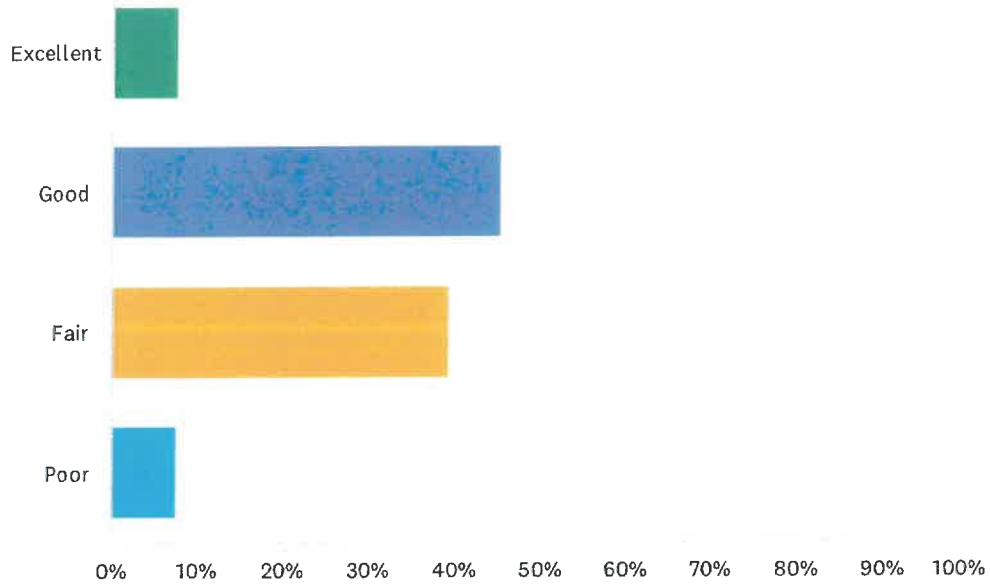
ANSWER CHOICES

RESPONSES

Yes	12.65%	192
No, but aware of property	18.71%	284
Unaware of property	68.64%	1,042
TOTAL		1,518

Q5 Overall, how would you rate the physical condition of ALL the Georgetown-Scott County parks and facilities you have visited?

Answered: 1,521 Skipped: 7



ANSWER CHOICES

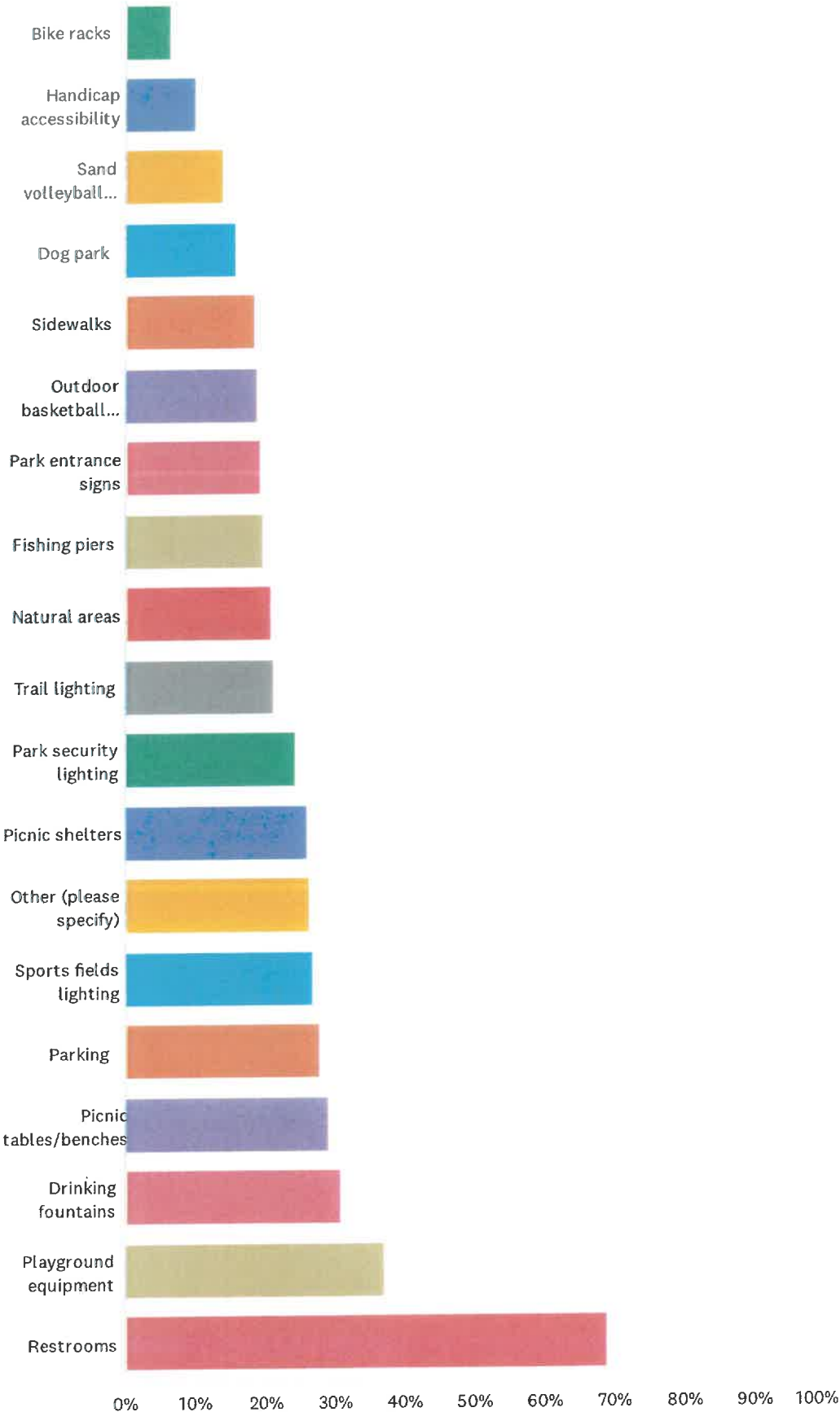
RESPONSES

Excellent	7.76%	118
Good	45.36%	690
Fair	39.25%	597
Poor	7.63%	116
TOTAL		1,521

Q6 Please check ALL improvements you would like to see at Georgetown and Scott County parks.

Answered: 1,377 Skipped: 151

Georgetown-Scott County Parks and Recreation Master Plan Survey

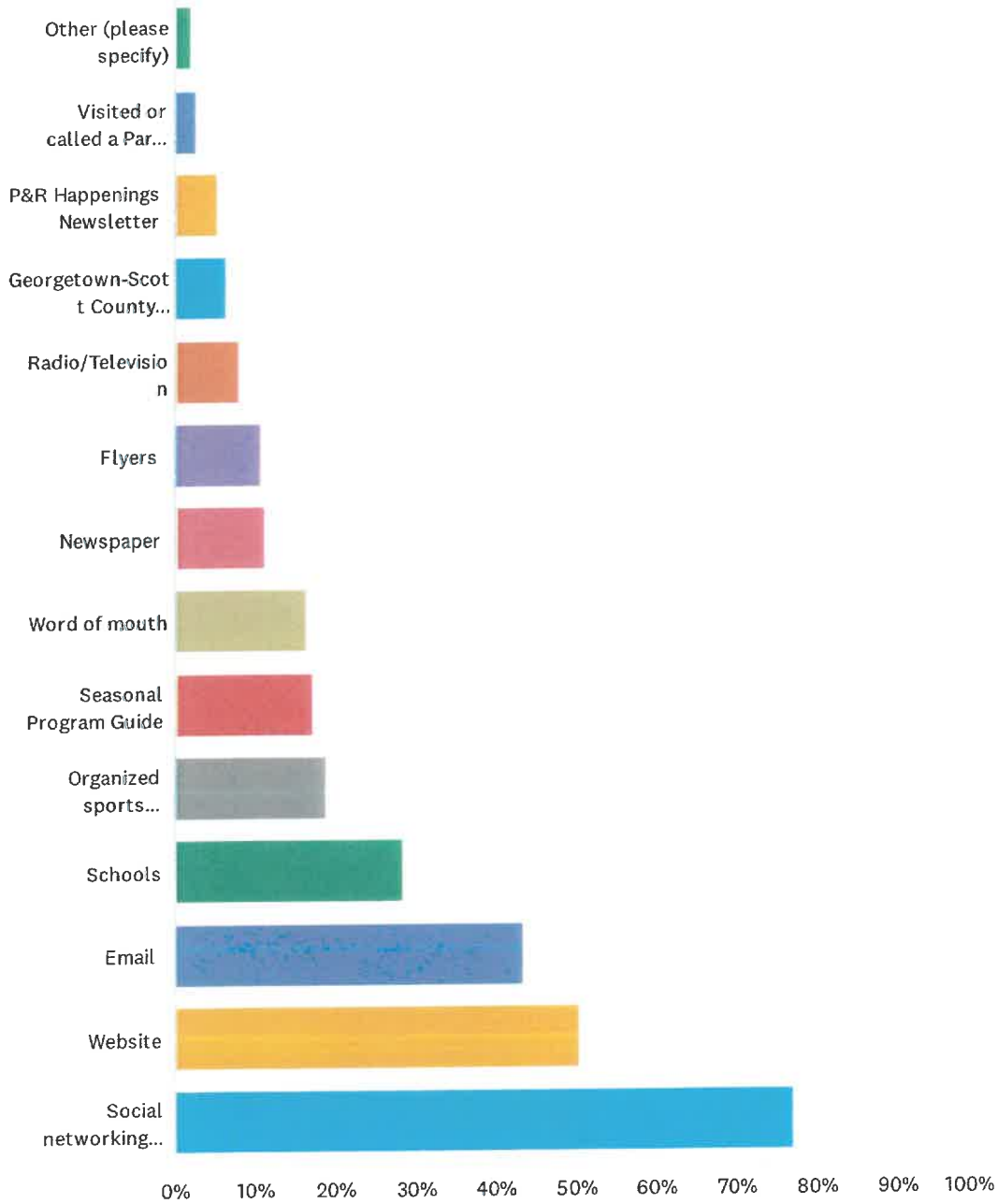


Georgetown-Scott County Parks and Recreation Master Plan Survey

ANSWER CHOICES	RESPONSES	
Bike racks	6.32%	87
Handicap accessibility	10.02%	138
Sand volleyball courts	13.80%	190
Dog park	15.69%	216
Sidewalks	18.30%	252
Outdoor basketball courts	18.66%	257
Park entrance signs	19.24%	265
Fishing piers	19.54%	269
Natural areas	20.70%	285
Trail lighting	21.06%	290
Park security lighting	24.26%	334
Picnic shelters	26.07%	359
Other (please specify)	26.22%	361
Sports fields lighting	26.94%	371
Parking	27.67%	381
Picnic tables/benches	28.98%	399
Drinking fountains	30.79%	424
Playground equipment	37.18%	512
Restrooms	68.92%	949
Total Respondents: 1,377		

Q7 Please CHECK ways you prefer to learn about facilities, programs, activities, or events.

Answered: 1,364 Skipped: 164

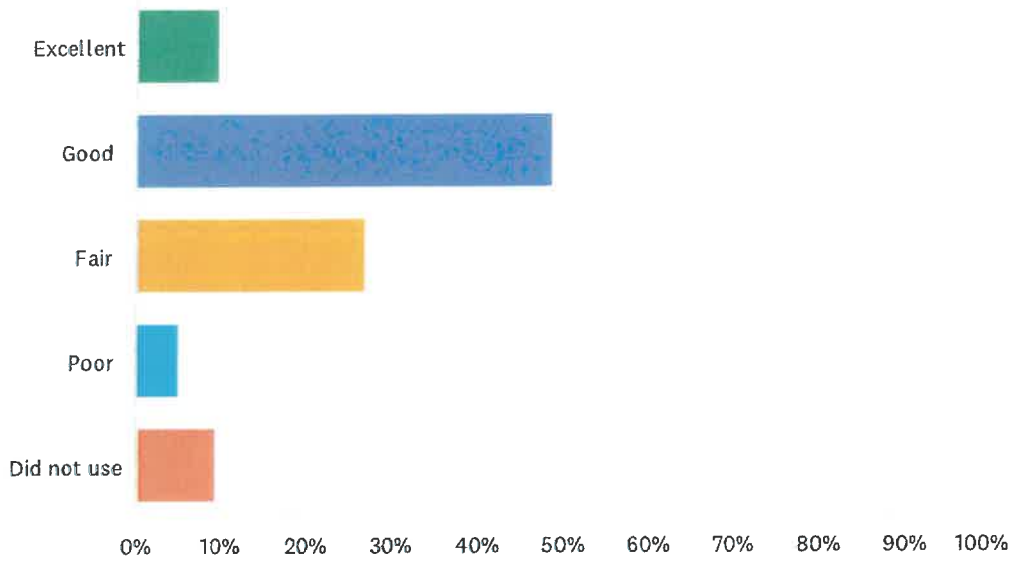


Georgetown-Scott County Parks and Recreation Master Plan Survey

ANSWER CHOICES	RESPONSES	
Other (please specify)	1.98%	27
Visited or called a Parks Department office	2.57%	35
P&R Happenings Newsletter	5.13%	70
Georgetown-Scott County Government	6.45%	88
Radio/Television	7.84%	107
Flyers	10.63%	145
Newspaper	11.07%	151
Word of mouth	16.50%	225
Seasonal Program Guide	17.01%	232
Organized sports organization	18.84%	257
Schools	28.30%	386
Email	43.55%	594
Website	50.22%	685
Social networking (Facebook, Twitter, etc.)	77.13%	1,052
Total Respondents: 1,364		

Q8 How would you rate the quality of recreation programs you or members of your household used over the past year?

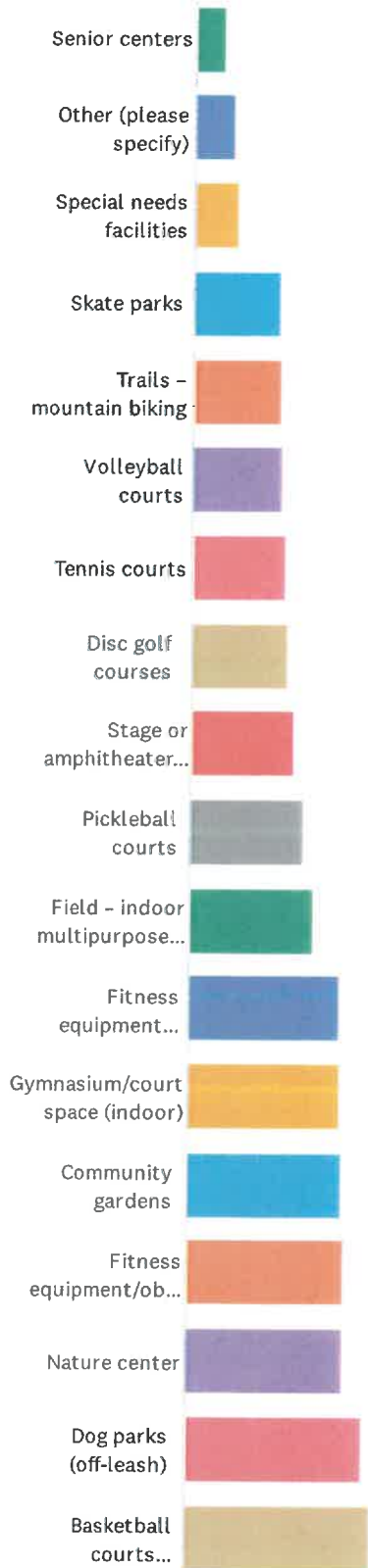
Answered: 1,365 Skipped: 163



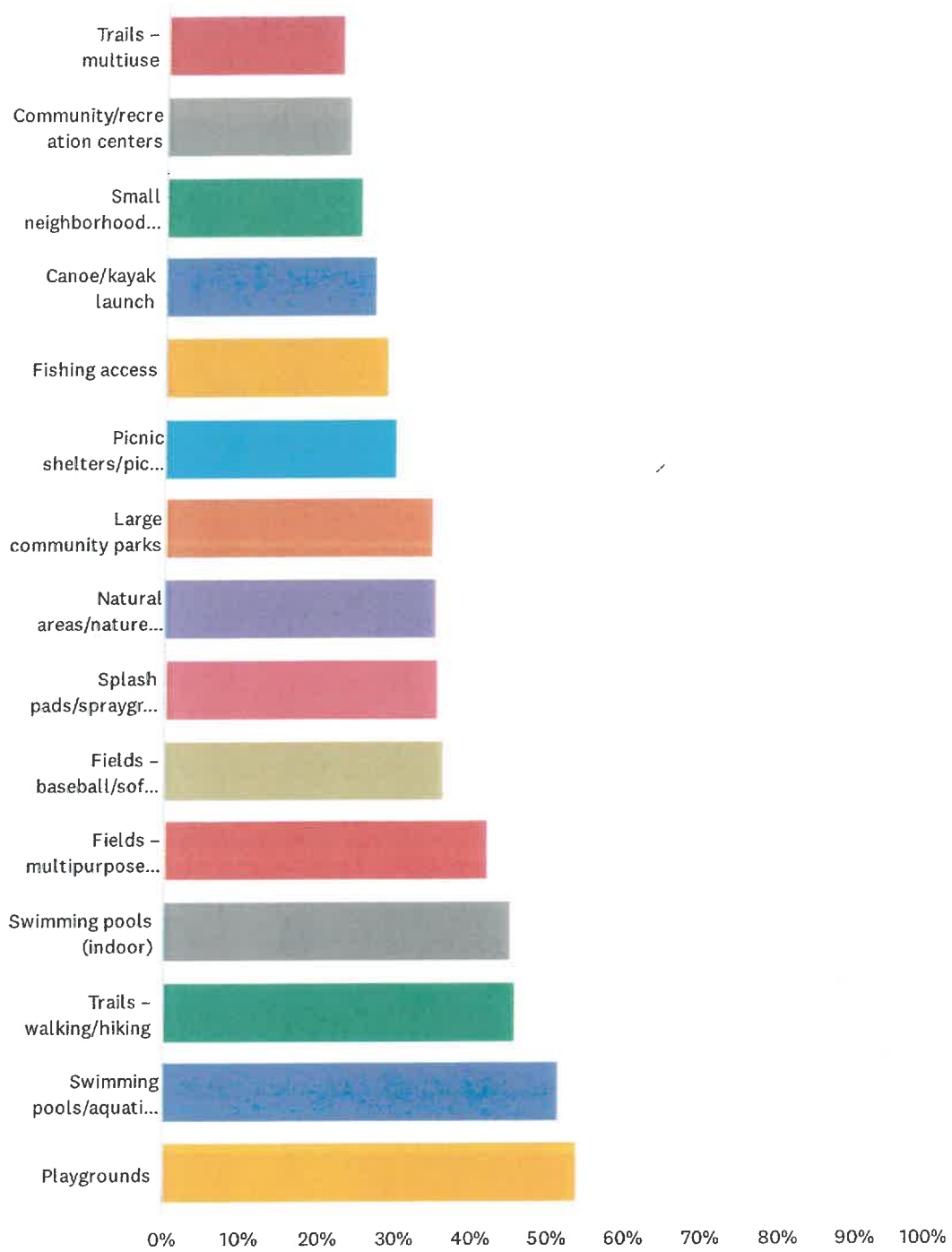
ANSWER CHOICES	RESPONSES	
Excellent	9.89%	135
Good	48.79%	666
Fair	26.96%	368
Poor	5.05%	69
Did not use	9.30%	127
TOTAL		1,365

Q9 Please indicate whether you or household members currently use each facility (or would like to use if available).

Answered: 1,344 Skipped: 184



Georgetown-Scott County Parks and Recreation Master Plan Survey



Georgetown-Scott County Parks and Recreation Master Plan Survey

ANSWER CHOICES	RESPONSES	
Senior centers	3.42%	46
Other (please specify)	4.76%	64
Special needs facilities	5.06%	68
Skate parks	10.34%	139
Trails – mountain biking	10.34%	139
Volleyball courts	10.57%	142
Tennis courts	11.01%	148
Disc golf courses	11.46%	154
Stage or amphitheater (outdoor)	12.20%	164
Pickleball courts	13.39%	180
Field – indoor multipurpose fields	14.66%	197
Fitness equipment (indoor)	17.86%	240
Gymnasium/court space (indoor)	17.93%	241
Community gardens	18.30%	246
Fitness equipment/obstacle course (outdoor)	18.60%	250
Nature center	18.60%	250
Dog parks (off-leash)	20.91%	281
Basketball courts (outdoor)	22.10%	297
Trails – multiuse	22.84%	307
Community/recreation centers	23.88%	321
Small neighborhood parks	25.30%	340
Canoe/kayak launch	27.31%	367
Fishing access	28.87%	388
Picnic shelters/picnic areas	30.06%	404
Large community parks	34.67%	466
Natural areas/nature parks	35.19%	473
Splash pads/spraygrounds	35.49%	477
Fields – baseball/softball diamonds	36.24%	487
Fields – multipurpose (soccer/lacrosse/football/etc.)	41.96%	564
Swimming pools (indoor)	45.24%	608
Trails – walking/hiking	45.91%	617
Swimming pools/aquatic centers (outdoor)	51.64%	694

Georgetown-Scott County Parks and Recreation Master Plan Survey

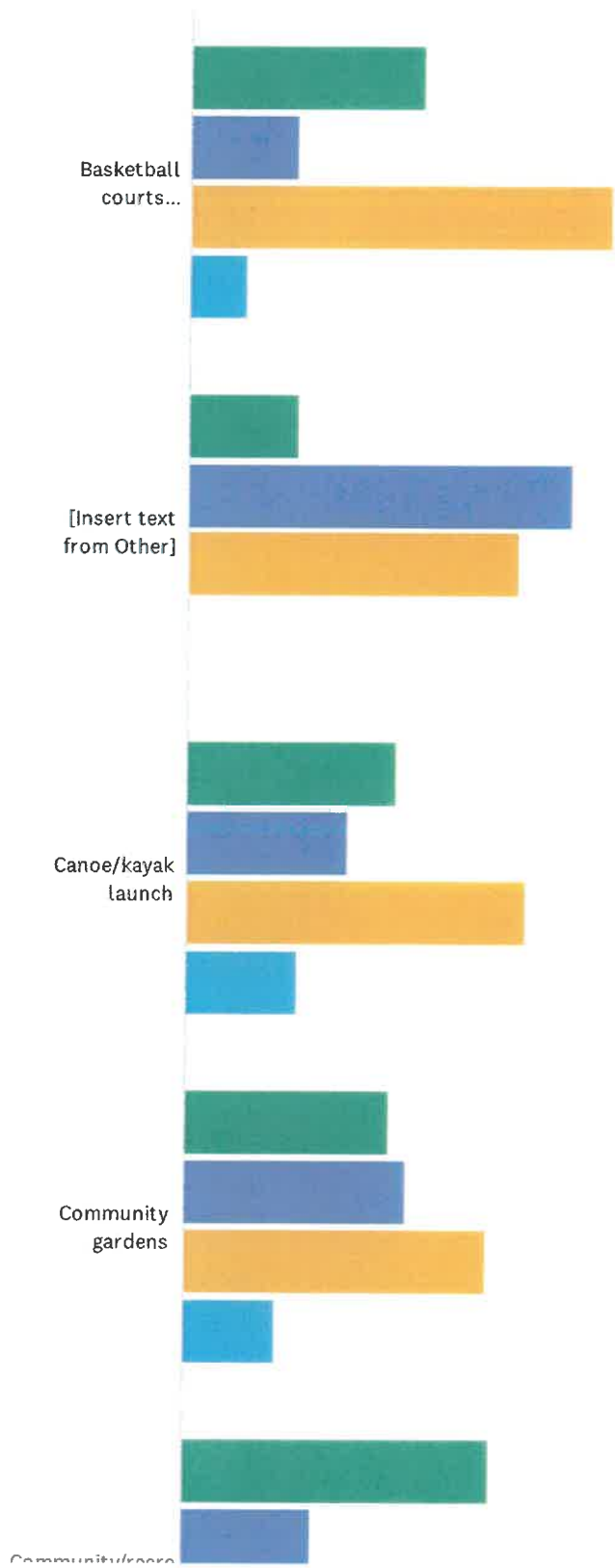
Playgrounds
Total Respondents: 1,344

53.87%

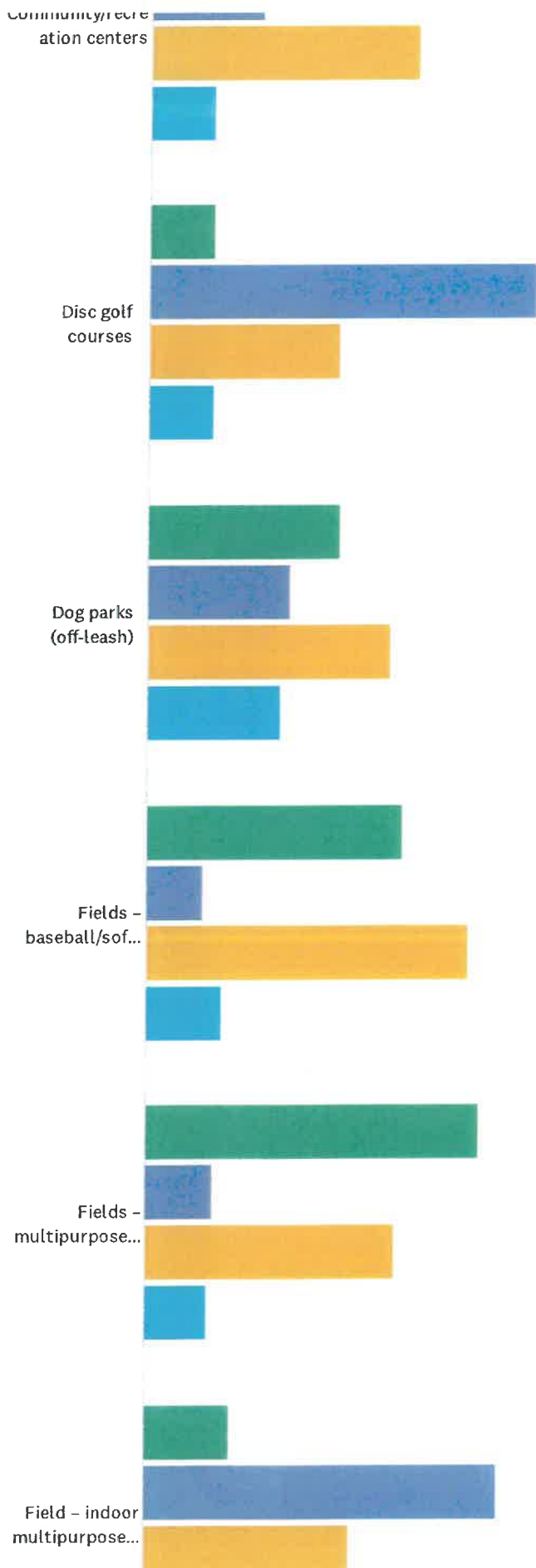
724

Q10 For these facilities, what kind of investment would you like to see in Georgetown-Scott County?

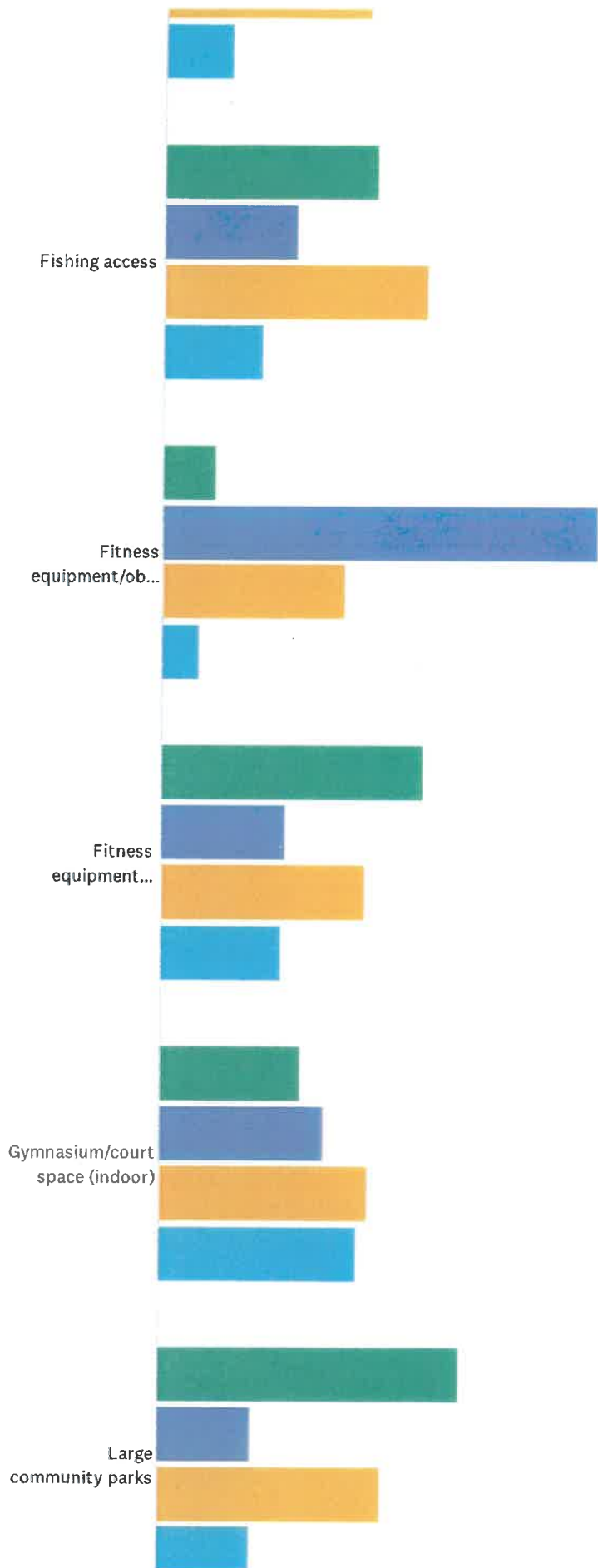
Answered: 1,271 Skipped: 257



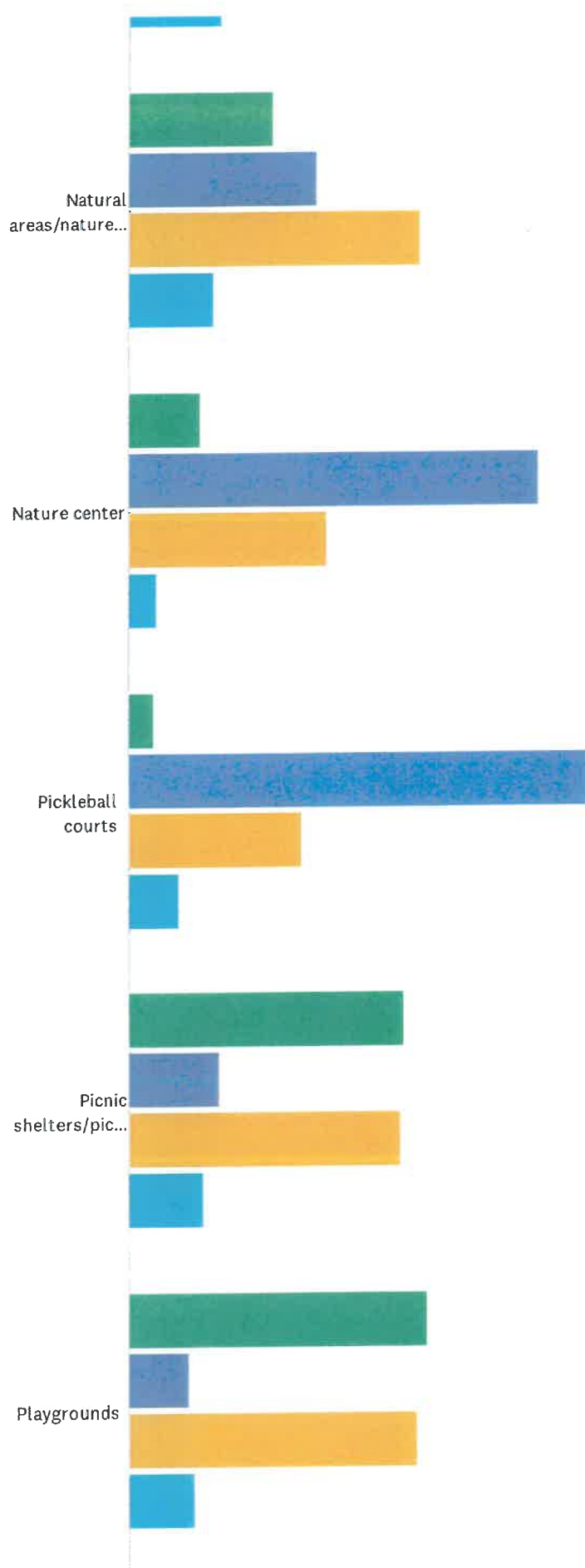
Georgetown-Scott County Parks and Recreation Master Plan Survey



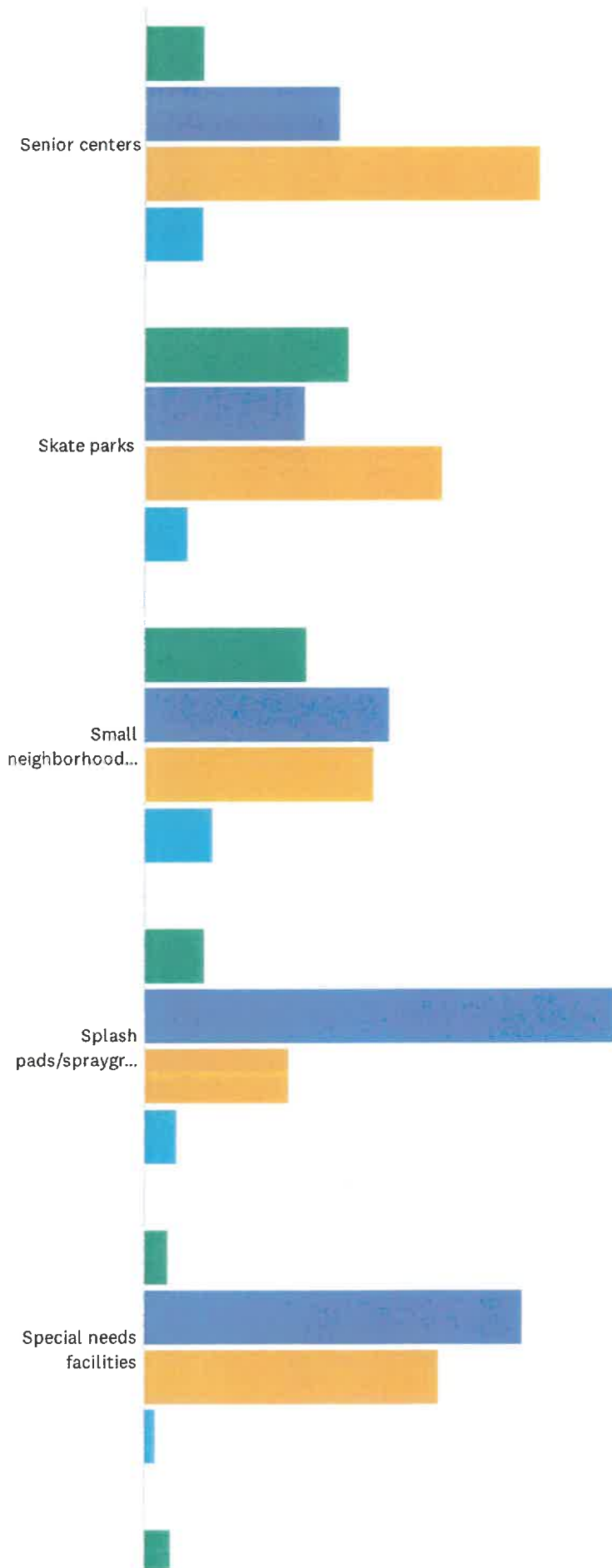
Georgetown-Scott County Parks and Recreation Master Plan Survey



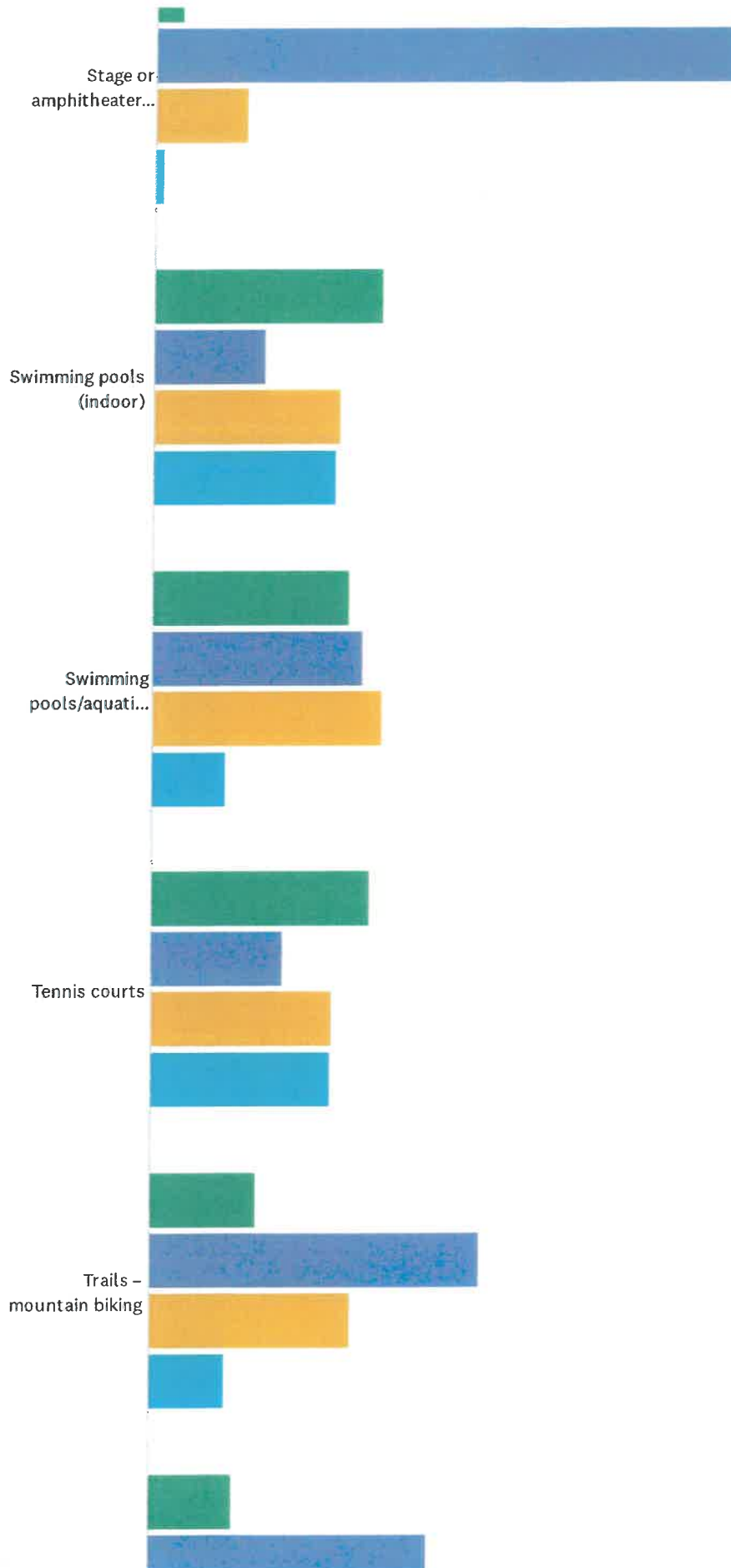
Georgetown-Scott County Parks and Recreation Master Plan Survey



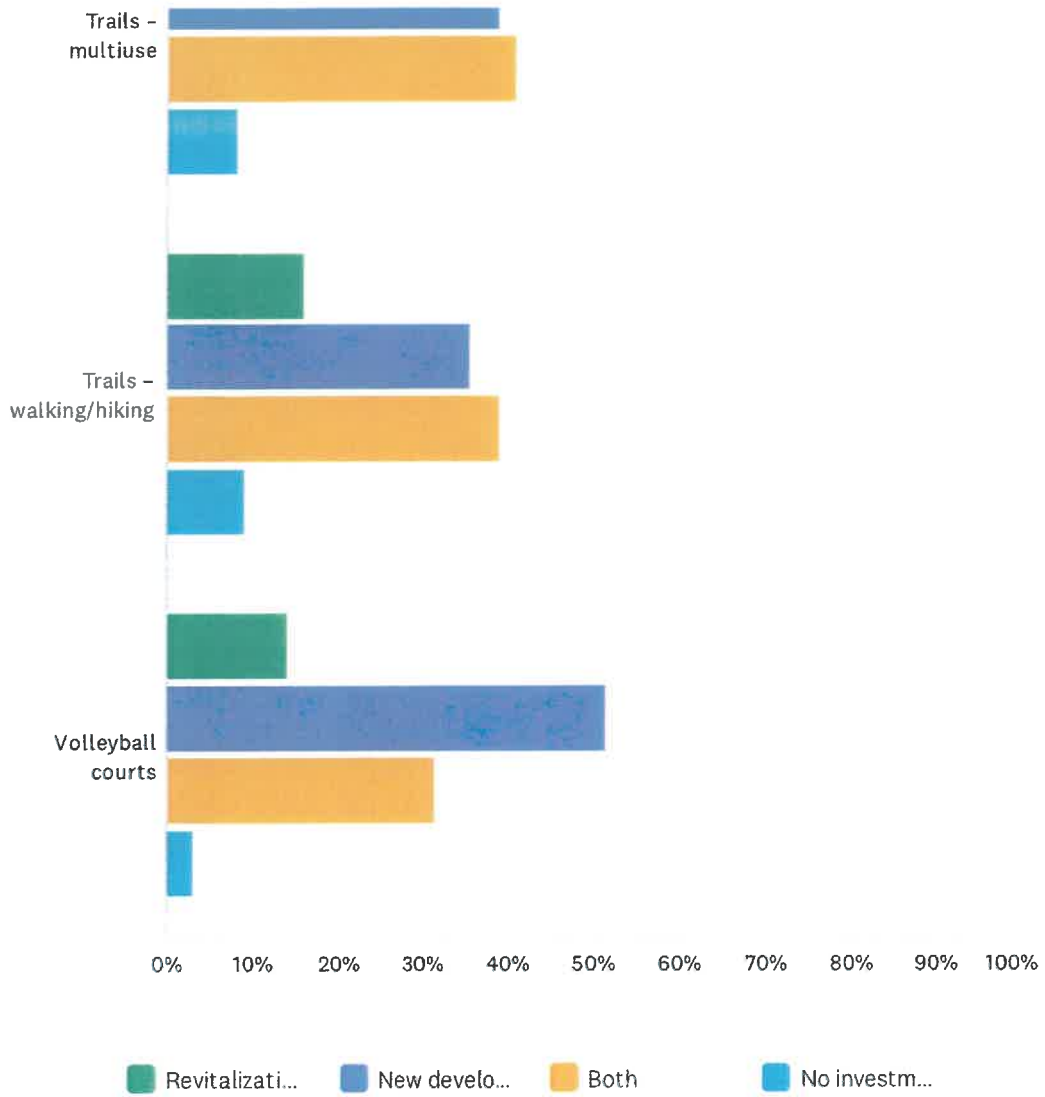
Georgetown-Scott County Parks and Recreation Master Plan Survey



Georgetown-Scott County Parks and Recreation Master Plan Survey



Georgetown-Scott County Parks and Recreation Master Plan Survey



Georgetown-Scott County Parks and Recreation Master Plan Survey

	REVITALIZATION/UPGRADES TO EXISTING	NEW DEVELOPMENT	BOTH	NO INVESTMENT NEEDED	TOTAL
Basketball courts (outdoor)	28.57% 76	13.16% 35	51.13% 136	7.14% 19	266
[Insert text from Other]	13.33% 8	46.67% 28	40.00% 24	0.00% 0	60
Canoe/kayak launch	25.60% 86	19.64% 66	41.07% 138	13.69% 46	336
Community gardens	24.89% 55	27.15% 60	36.65% 81	11.31% 25	221
Community/recreation centers	37.33% 109	15.75% 46	37.67% 110	9.25% 27	292
Disc golf courses	9.22% 13	54.61% 77	26.95% 38	9.22% 13	141
Dog parks (off-leash)	27.06% 69	20.00% 51	34.12% 87	18.82% 48	255
Fields – baseball/softball diamonds	36.10% 161	7.85% 35	45.29% 202	10.76% 48	446
Fields – multipurpose (soccer/lacrosse/football/etc.)	46.97% 248	9.28% 49	35.04% 185	8.71% 46	528
Field – indoor multipurpose fields	11.86% 21	49.72% 88	28.81% 51	9.60% 17	177
Fishing access	30.00% 105	18.86% 66	37.14% 130	14.00% 49	350
Fitness equipment/obstacle course (outdoor)	7.52% 17	61.50% 139	25.66% 58	5.31% 12	226
Fitness equipment (indoor)	36.89% 76	17.48% 36	28.64% 59	16.99% 35	206
Gymnasium/court space (indoor)	19.81% 42	23.11% 49	29.25% 62	27.83% 59	212
Large community parks	42.36% 183	13.19% 57	31.25% 135	13.19% 57	432
Natural areas/nature parks	20.42% 88	26.68% 115	40.84% 176	12.06% 52	431
Nature center	10.22% 23	57.78% 130	28.00% 63	4.00% 9	225
Pickleball courts	3.64% 6	64.85% 107	24.24% 40	7.27% 12	165
Picnic shelters/picnic areas	38.67% 145	12.80% 48	37.87% 142	10.67% 40	375
Playgrounds	41.89% 284	8.55% 58	40.27% 273	9.29% 63	678
Senior centers	8.33% 3	27.78% 10	55.56% 20	8.33% 3	36
Skate parks	29.01% 38	22.90% 30	41.98% 55	6.11% 8	131
Small neighborhood parks	22.93%	34.71%	32.48%	9.87%	

Georgetown-Scott County Parks and Recreation Master Plan Survey

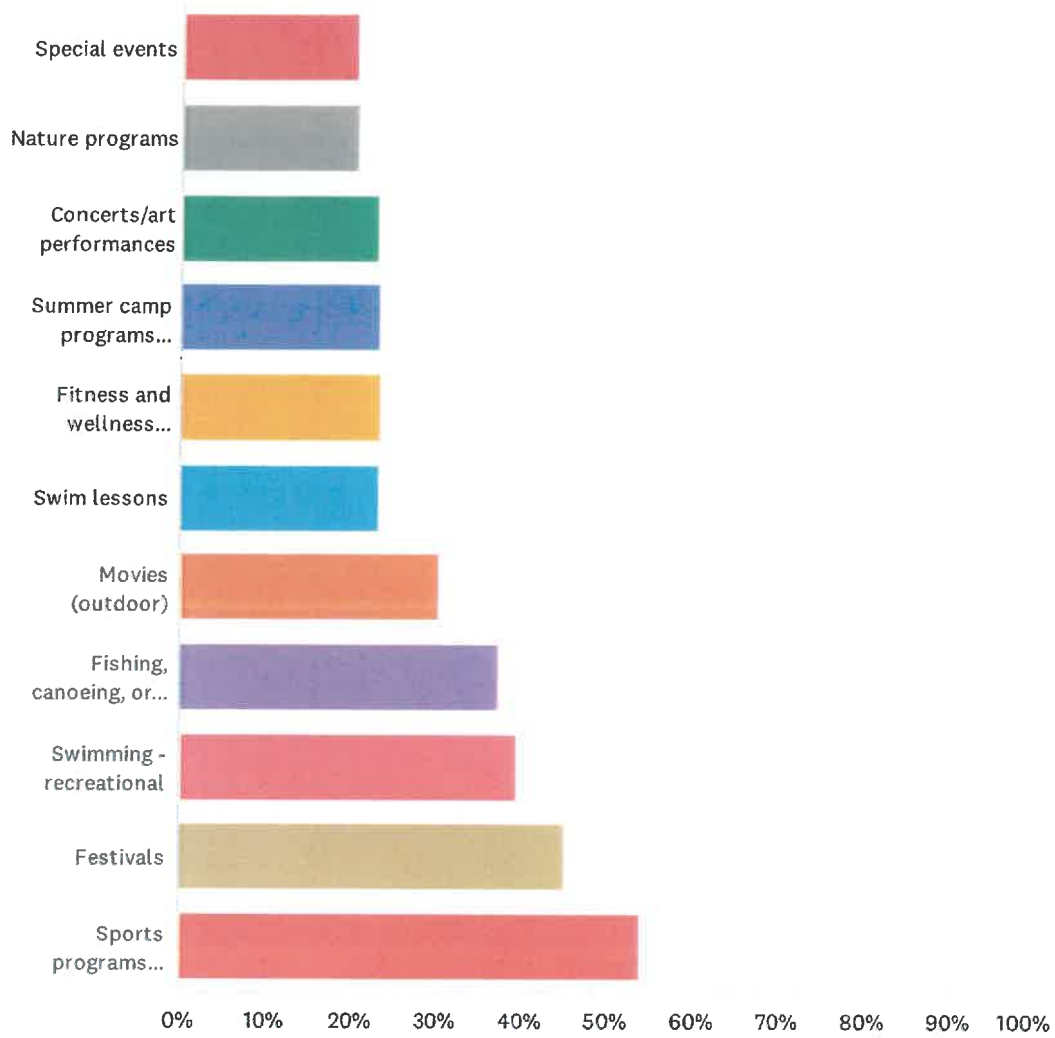
	72	109	102	31	314
Splash pads/spraygrounds	8.46%	66.37%	20.49%	4.68%	
	38	298	92	21	449
Special needs facilities	3.33%	53.33%	41.67%	1.67%	
	2	32	25	1	60
Stage or amphitheater (outdoor)	3.90%	81.82%	12.99%	1.30%	
	6	126	20	2	154
Swimming pools (indoor)	32.14%	15.71%	26.25%	25.89%	
	180	88	147	145	560
Swimming pools/aquatic centers (outdoor)	27.69%	29.69%	32.15%	10.46%	
	180	193	209	68	650
Tennis courts	30.77%	18.46%	25.38%	25.38%	
	40	24	33	33	130
Trails – mountain biking	14.88%	46.28%	28.10%	10.74%	
	18	56	34	13	121
Trails – multiuse	11.83%	39.07%	40.86%	8.24%	
	33	109	114	23	279
Trails – walking/hiking	16.08%	35.69%	39.05%	9.19%	
	91	202	221	52	566
Volleyball courts	14.06%	51.56%	31.25%	3.13%	
	18	66	40	4	128

Q11 Please indicate whether you or household members currently participate in each program (or would like to use if available).

Answered: 1,179 Skipped: 349



Georgetown-Scott County Parks and Recreation Master Plan Survey

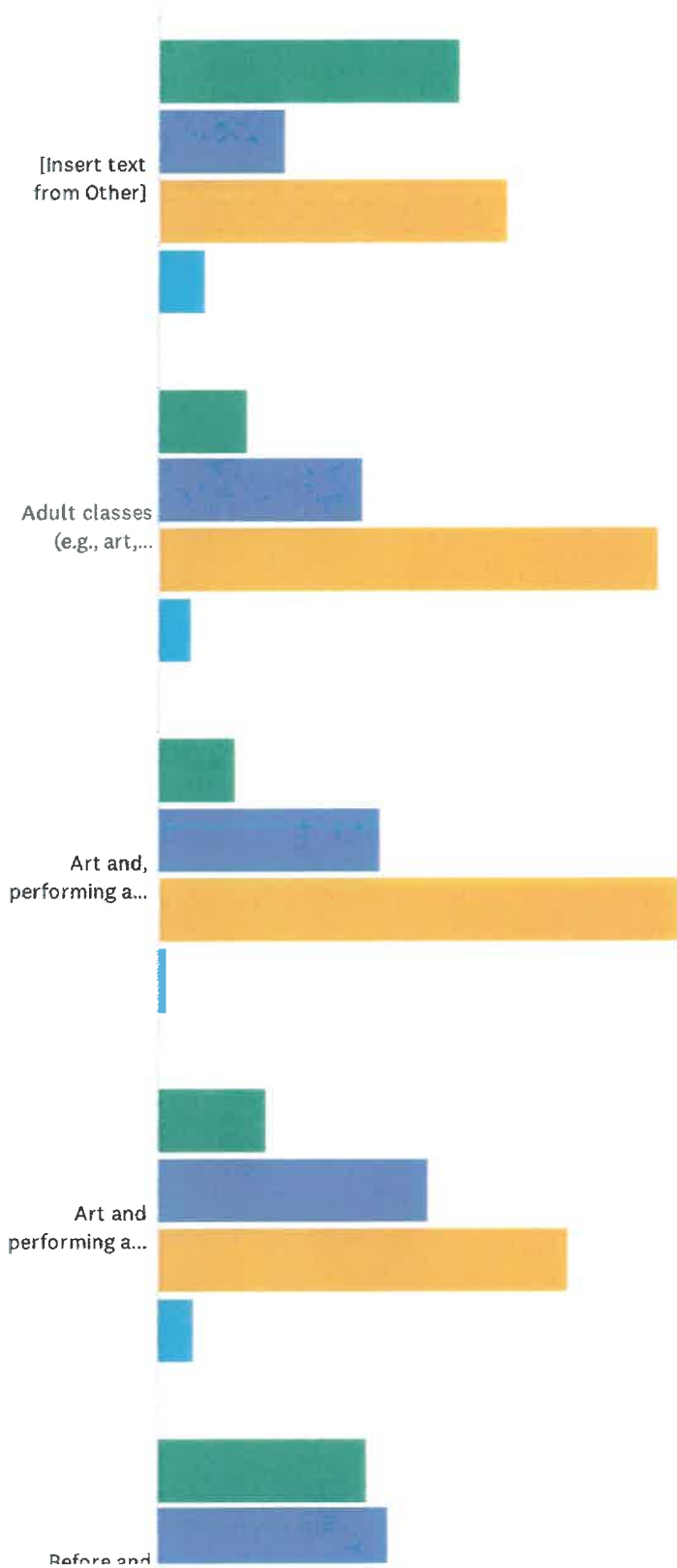


Georgetown-Scott County Parks and Recreation Master Plan Survey

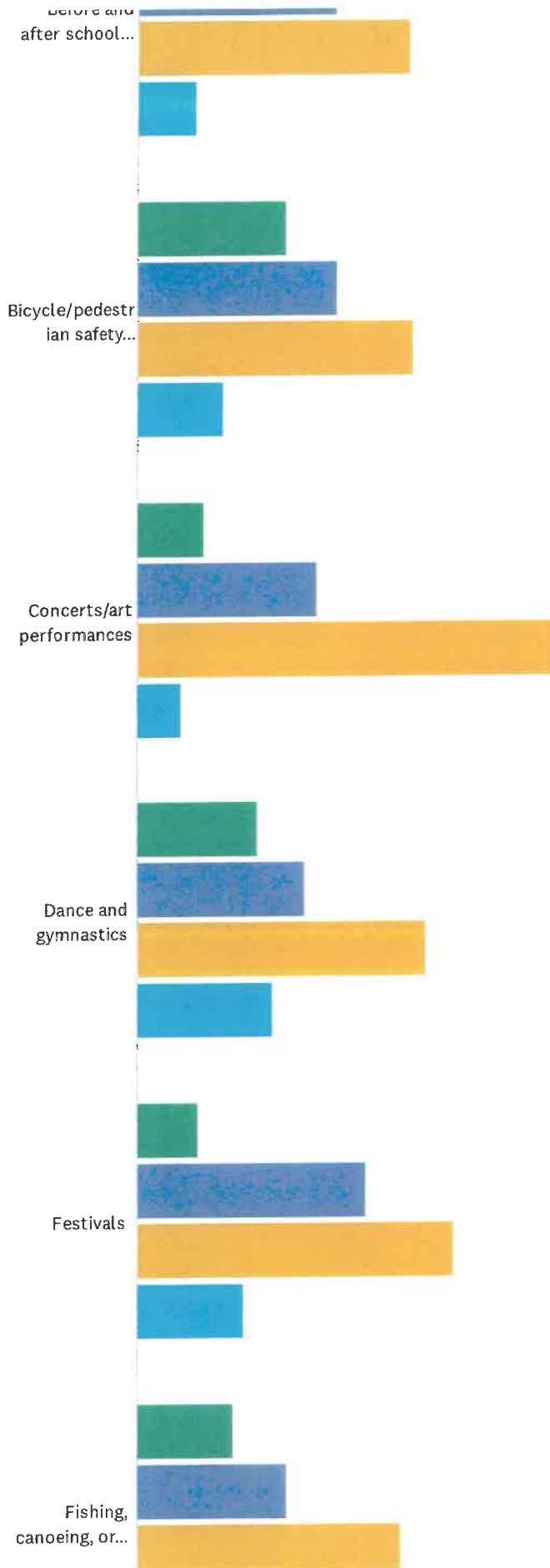
ANSWER CHOICES	RESPONSES	
Special needs programs	4.41%	52
Other (please specify)	4.66%	55
Bicycle/pedestrian safety programs	5.43%	64
Programs for persons ages 50+	6.36%	75
Pet exercise programs	7.21%	85
Home school programs	8.06%	95
Art and, performing arts (adult)	8.82%	104
Swimming & diving - competitive	10.26%	121
Water fitness programs	10.43%	123
Martial arts programs	10.52%	124
Preschool programs	11.03%	130
Sports programs (adult)	11.20%	132
Teen programs	14.08%	166
Fitness and wellness programs (youth)	14.84%	175
Before and after school programs	15.01%	177
Art and performing arts (youth)	16.37%	193
Adult classes (e.g., art, cooking, gardening)	17.64%	208
Dance and gymnastics	18.15%	214
Special events	20.53%	242
Nature programs	20.61%	243
Concerts/art performances	22.99%	271
Summer camp programs (youth)	23.16%	273
Fitness and wellness programs (adult)	23.24%	274
Swim lessons	23.32%	275
Movies (outdoor)	30.36%	358
Fishing, canoeing, or boating	37.40%	441
Swimming - recreational	39.53%	466
Festivals	45.21%	533
Sports programs (youth)	53.94%	636
Total Respondents: 1,179		

Q12 For these PROGRAMS, what kind of investment would you like to see in Georgetown-Scott County?

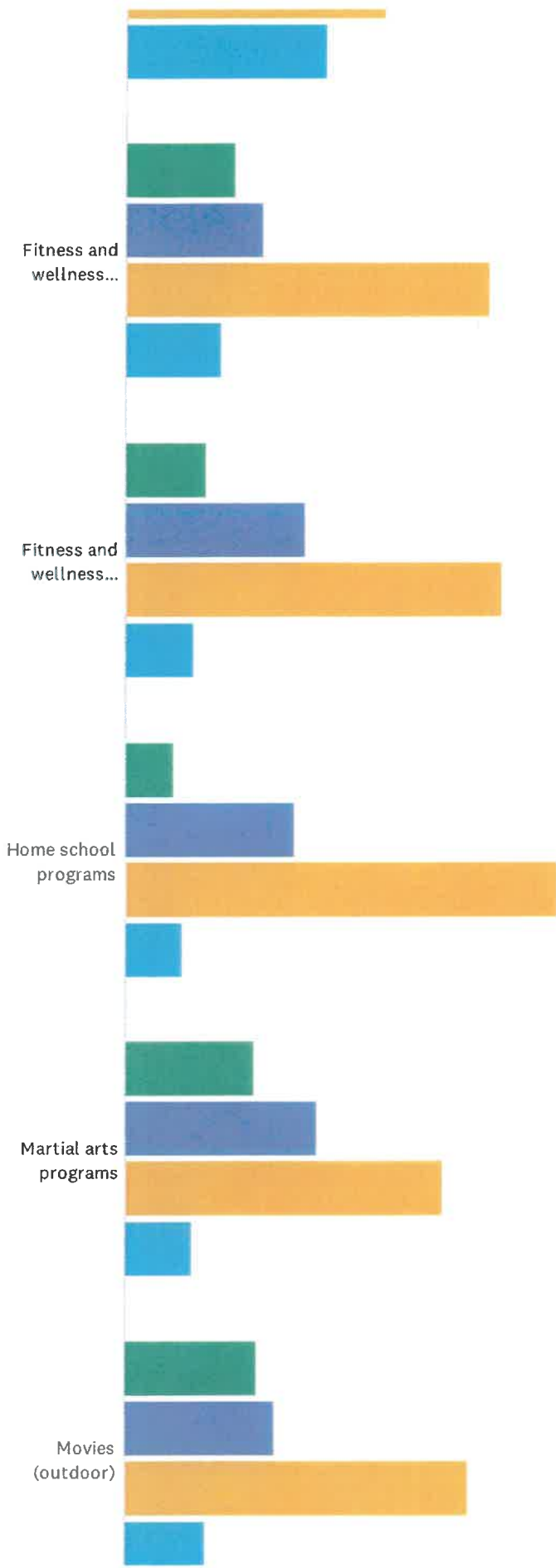
Answered: 1,114 Skipped: 414



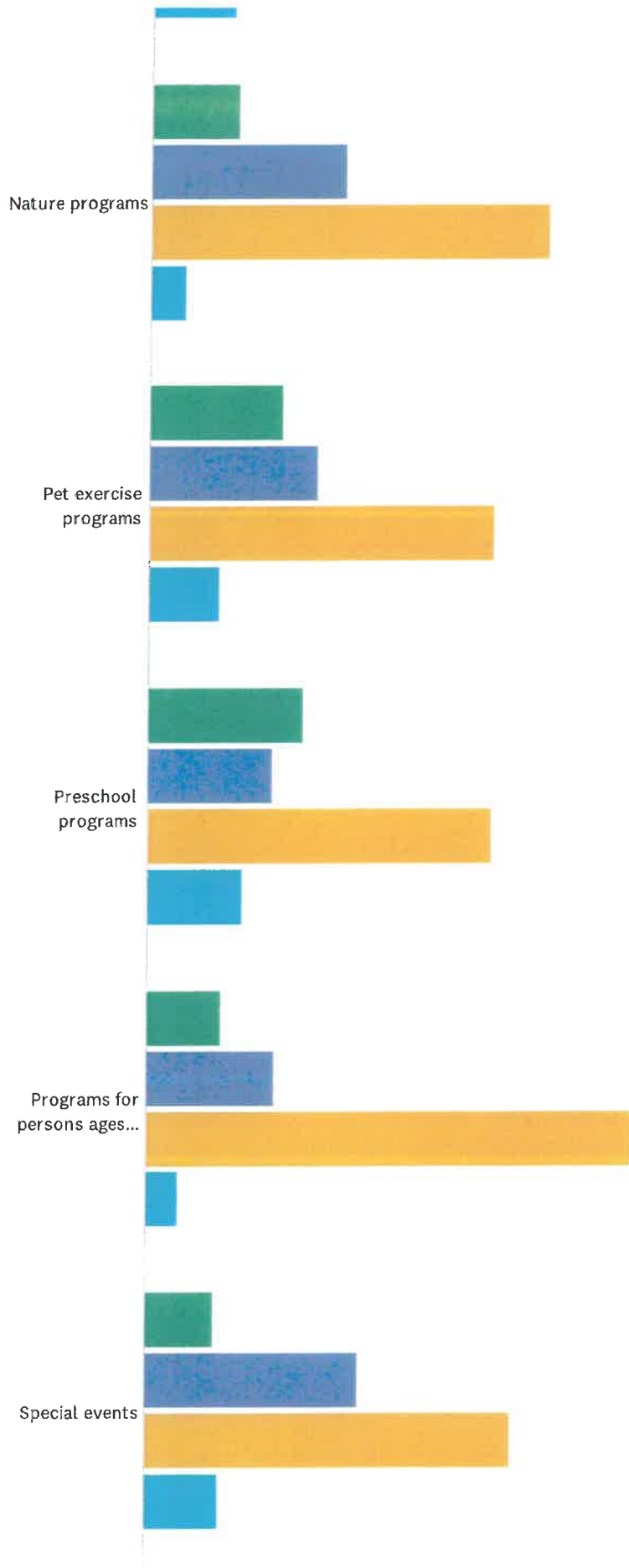
Georgetown-Scott County Parks and Recreation Master Plan Survey



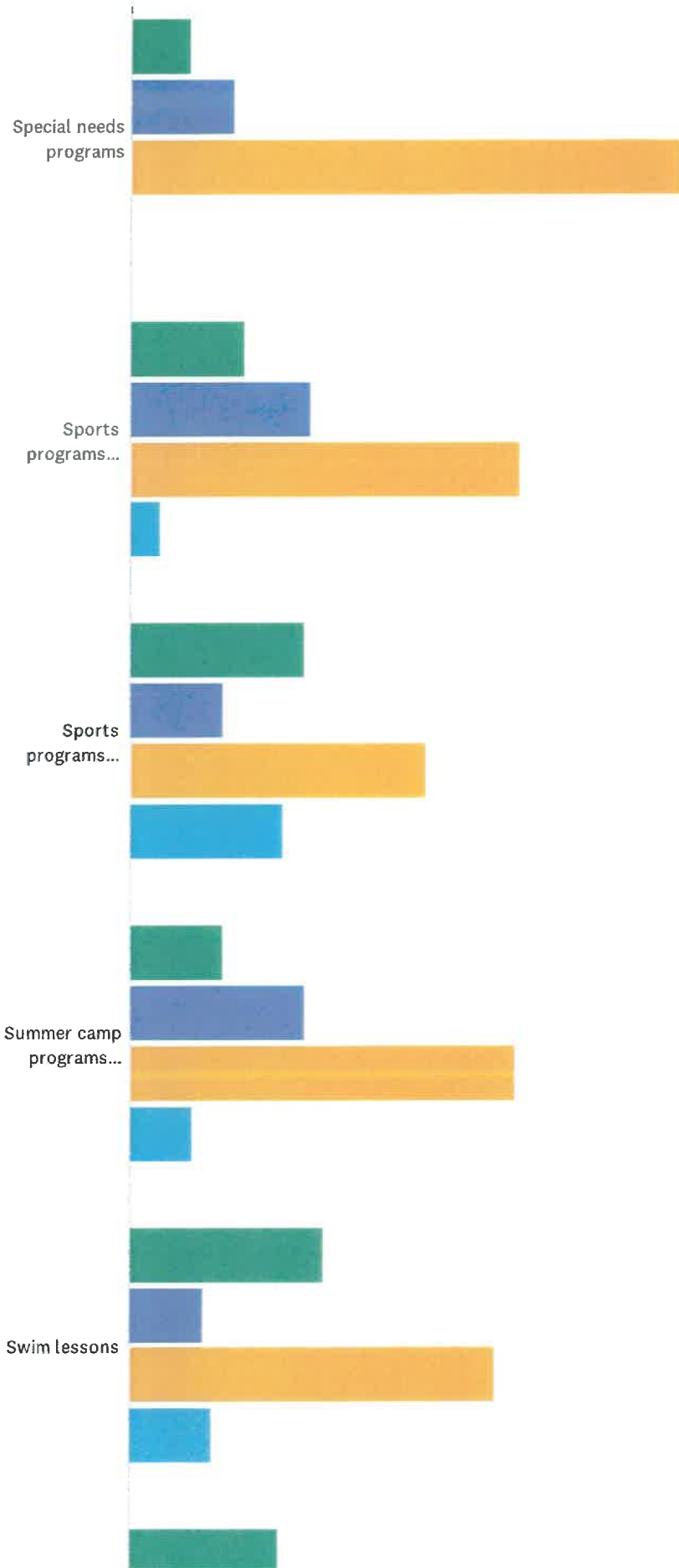
Georgetown-Scott County Parks and Recreation Master Plan Survey



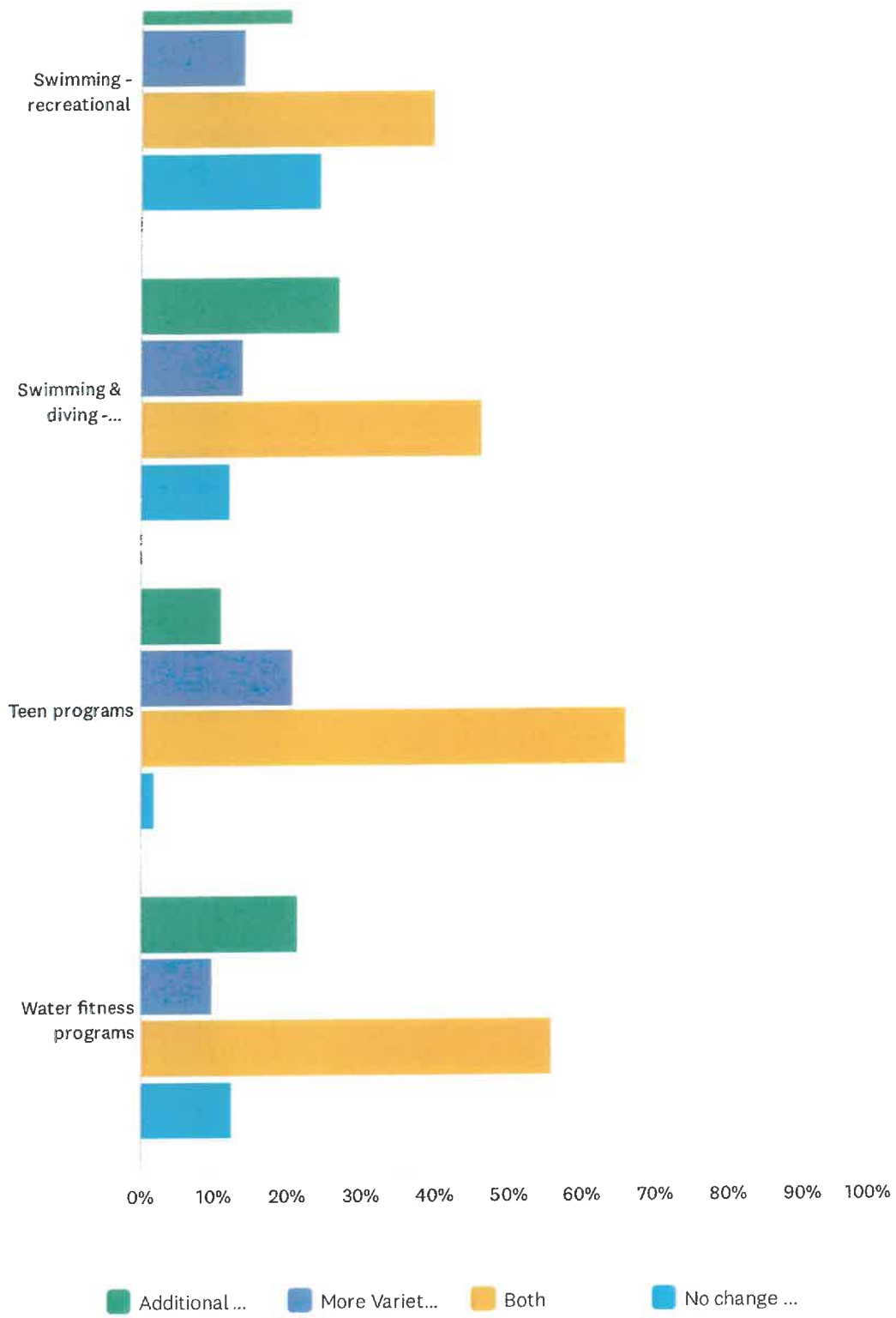
Georgetown-Scott County Parks and Recreation Master Plan Survey



Georgetown-Scott County Parks and Recreation Master Plan Survey



Georgetown-Scott County Parks and Recreation Master Plan Survey



Georgetown-Scott County Parks and Recreation Master Plan Survey

	ADDITIONAL CAPACITY OR TIMES/DAYS	MORE VARIETY OF PROGRAM OFFERINGS	BOTH	NO CHANGE NEEDED	TOTAL
[Insert text from Other]	36.54% 19	15.38% 8	42.31% 22	5.77% 3	52
Adult classes (e.g., art, cooking, gardening)	10.82% 21	24.74% 48	60.31% 117	4.12% 8	194
Art and, performing arts (adult)	9.28% 9	26.80% 26	62.89% 61	1.03% 1	97
Art and performing arts (youth)	13.11% 24	32.79% 60	49.73% 91	4.37% 8	183
Before and after school programs	25.45% 42	27.88% 46	38.18% 63	8.48% 14	165
Bicycle/pedestrian safety programs	21.05% 12	28.07% 16	38.60% 22	12.28% 7	57
Concerts/art performances	9.64% 24	25.30% 63	58.63% 146	6.43% 16	249
Dance and gymnastics	17.09% 34	23.62% 47	40.20% 80	19.10% 38	199
Festivals	8.78% 44	31.94% 160	44.11% 221	15.17% 76	501
Fishing, canoeing, or boating	13.59% 56	21.12% 87	36.65% 151	28.64% 118	412
Fitness and wellness programs (adult)	15.54% 39	19.52% 49	51.39% 129	13.55% 34	251
Fitness and wellness programs (youth)	11.59% 19	25.61% 42	53.05% 87	9.76% 16	164
Home school programs	6.90% 6	24.14% 21	60.92% 53	8.05% 7	87
Martial arts programs	18.42% 21	27.19% 31	44.74% 51	9.65% 11	114
Movies (outdoor)	18.67% 62	21.39% 71	48.49% 161	11.45% 38	332
Nature programs	12.11% 27	27.35% 61	55.61% 124	4.93% 11	223
Pet exercise programs	18.52% 15	23.46% 19	48.15% 39	9.88% 8	81
Preschool programs	21.49% 26	17.36% 21	47.93% 58	13.22% 16	121
Programs for persons ages 50+	10.29% 7	17.65% 12	67.65% 46	4.41% 3	68
Special events	9.29% 21	29.65% 67	50.88% 115	10.18% 23	226
Special needs programs	8.33% 4	14.58% 7	77.08% 37	0.00% 0	48
Sports programs (adult)	15.97% 19	25.21% 30	54.62% 65	4.20% 5	119
Sports programs (youth)	24.32% 144	13.01% 77	41.39% 245	21.28% 126	592

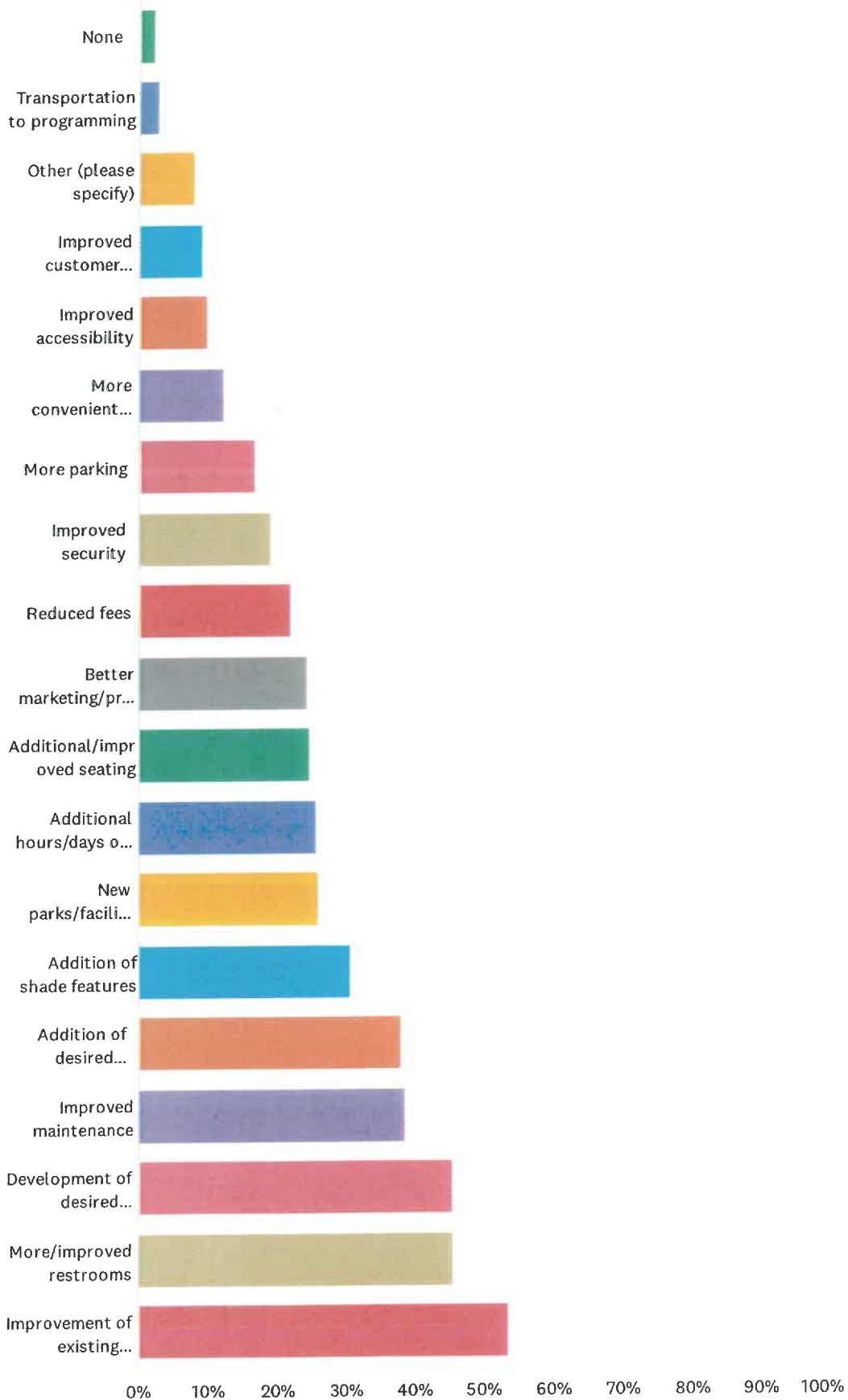
Georgetown-Scott County Parks and Recreation Master Plan Survey

Summer camp programs (youth)	13.08% 34	24.23% 63	53.85% 140	8.85% 23	260
Swim lessons	27.17% 69	10.24% 26	51.18% 130	11.42% 29	254
Swimming - recreational	20.73% 91	14.35% 63	40.09% 176	24.83% 109	439
Swimming & diving - competitive	27.19% 31	14.04% 16	46.49% 53	12.28% 14	114
Teen programs	11.11% 17	20.92% 32	66.01% 101	1.96% 3	153
Water fitness programs	21.62% 24	9.91% 11	55.86% 62	12.61% 14	111

Q13 What would encourage you to take better advantage of parks and recreation offerings by Georgetown-Scott County?

Answered: 1,152 Skipped: 376

Georgetown-Scott County Parks and Recreation Master Plan Survey

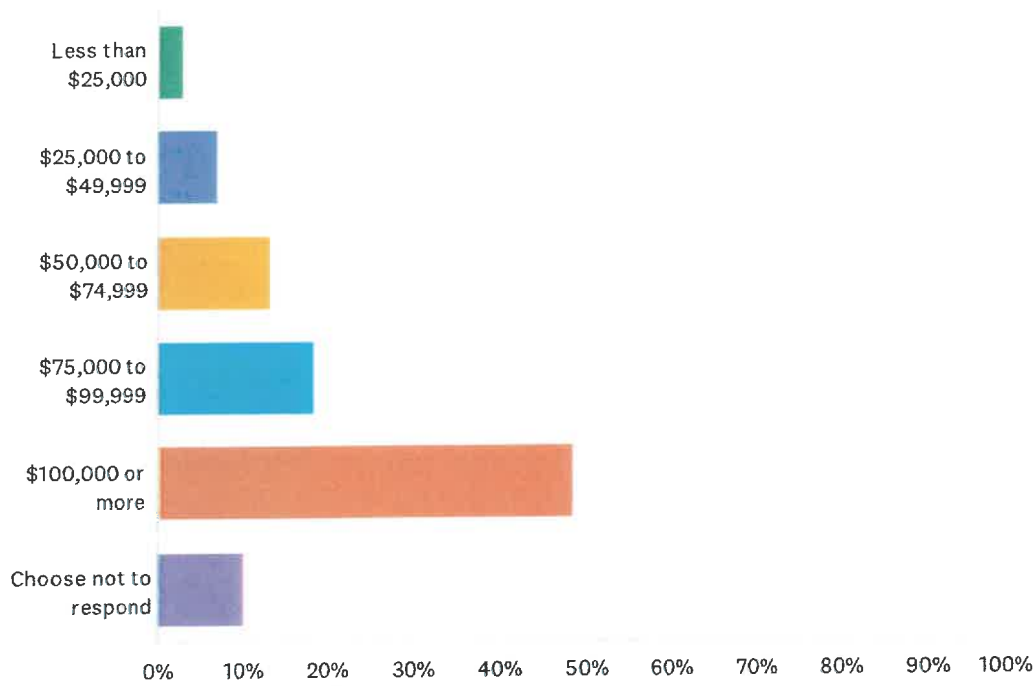


Georgetown-Scott County Parks and Recreation Master Plan Survey

ANSWER CHOICES	RESPONSES	
None	2.08%	24
Transportation to programming	2.86%	33
Other (please specify)	7.90%	91
Improved customer service by staff	9.11%	105
Improved accessibility	9.81%	113
More convenient program locations	12.15%	140
More parking	16.58%	191
Improved security	19.01%	219
Reduced fees	21.79%	251
Better marketing/promotion	24.31%	280
Additional/improved seating	24.65%	284
Additional hours/days of operation	25.52%	294
New parks/facilities closer to home	25.69%	296
Addition of shade features	30.64%	353
Addition of desired programs	37.85%	436
Improved maintenance	38.54%	444
Development of desired facilities	45.49%	524
More/improved restrooms	45.66%	526
Improvement of existing facilities	53.56%	617
Total Respondents: 1,152		

Q14 What is your annual household income?

Answered: 1,212 Skipped: 316



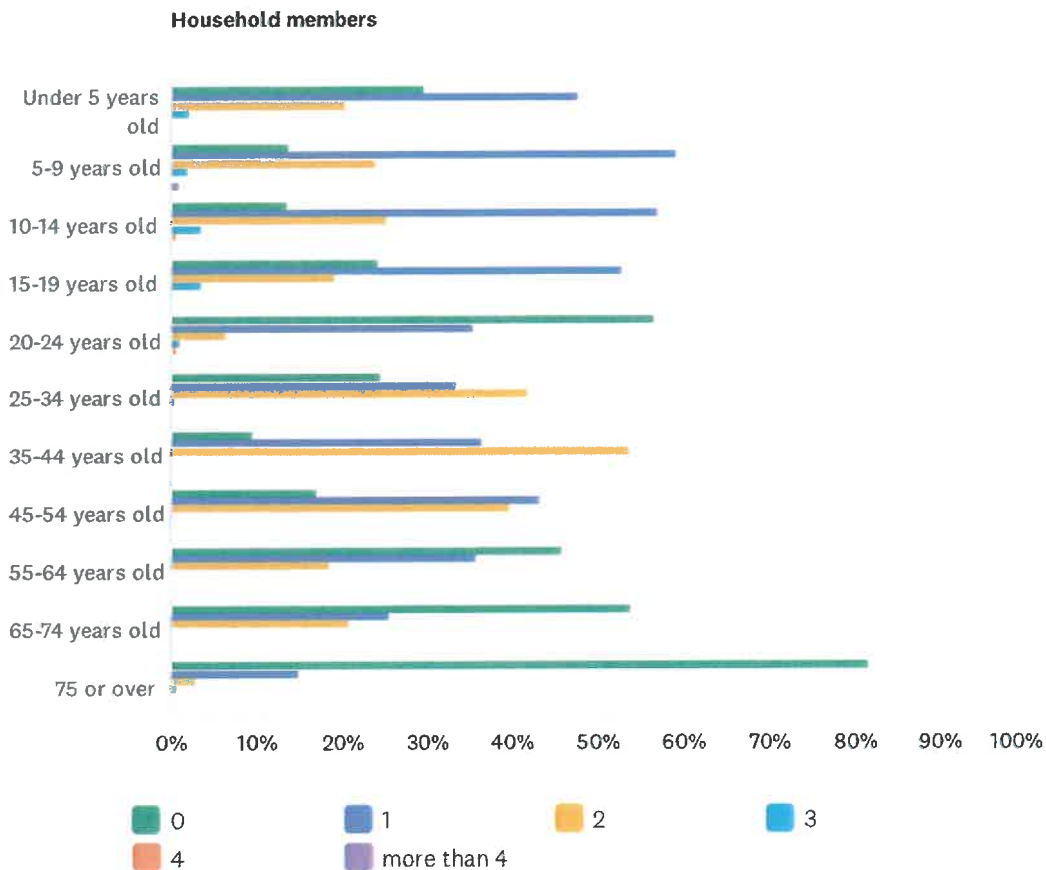
ANSWER CHOICES

RESPONSES

Less than \$25,000	2.89%	35
\$25,000 to \$49,999	6.93%	84
\$50,000 to \$74,999	13.12%	159
\$75,000 to \$99,999	18.65%	226
\$100,000 or more	48.43%	587
Choose not to respond	9.98%	121
TOTAL		1,212

Q15 Counting yourself, how many people in your household are of the following ages?

Answered: 1,202 Skipped: 326



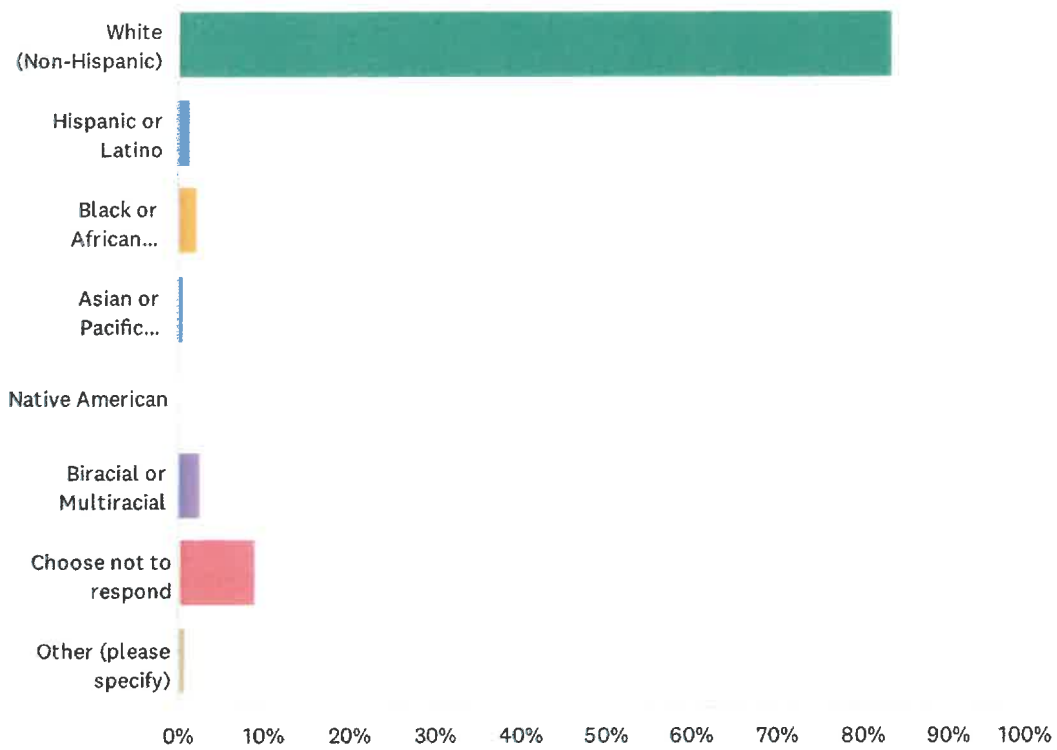
Georgetown-Scott County Parks and Recreation Master Plan Survey

Household members

	0	1	2	3	4	MORE THAN 4	TOTAL
Under 5 years old	29.72% 148	47.79% 238	20.28% 101	2.21% 11	0.00% 0	0.00% 0	498
5-9 years old	13.94% 91	59.26% 387	23.89% 156	1.84% 12	0.31% 2	0.77% 5	653
10-14 years old	13.60% 79	57.14% 332	25.13% 146	3.61% 21	0.52% 3	0.00% 0	581
15-19 years old	24.35% 94	52.85% 204	18.91% 73	3.63% 14	0.26% 1	0.00% 0	386
20-24 years old	56.80% 117	35.44% 73	6.31% 13	0.97% 2	0.49% 1	0.00% 0	206
25-34 years old	24.50% 99	33.17% 134	41.83% 169	0.50% 2	0.00% 0	0.00% 0	404
35-44 years old	9.65% 66	36.40% 249	53.65% 367	0.29% 2	0.00% 0	0.00% 0	684
45-54 years old	17.09% 74	43.19% 187	39.72% 172	0.00% 0	0.00% 0	0.00% 0	433
55-64 years old	45.85% 105	35.81% 82	18.34% 42	0.00% 0	0.00% 0	0.00% 0	229
65-74 years old	53.92% 110	25.49% 52	20.59% 42	0.00% 0	0.00% 0	0.00% 0	204
75 or over	81.56% 115	14.89% 21	2.84% 4	0.71% 1	0.00% 0	0.00% 0	141

Q16 What is your race/ethnicity? (Optional)

Answered: 1,170 Skipped: 358




ANSWER CHOICES	RESPONSES	
White (Non-Hispanic)	83.59%	978
Hispanic or Latino	1.37%	16
Black or African American	2.05%	24
Asian or Pacific Islander	0.60%	7
Native American	0.00%	0
Biracial or Multiracial	2.56%	30
Choose not to respond	8.97%	105
Other (please specify)	0.85%	10
TOTAL		1,170

Q17 Optional - Enter your email address to receive updates about this Master Plan process and future opportunities for involvement.

Answered: 447 Skipped: 1,081

Q18 What else would you like for Georgetown to consider for the Parks and Recreation Master Plan?

Answered: 496 Skipped: 1,032



parks & recreation
enhancing life through nature

Georgetown - Scott County Parks and Recreation
The Pavilion

08/21/2023



Pegasus Construction Building Division
1234 Paris Pike
Georgetown, KY 40324
Phone: 888-856-8832

Company Representative
Billy Turner
Phone: (859) 533-9458
Bturner@pegasusconstruction.org

: Remove and replace current area with updated design

Mike Short
Pavillion
140 Pavilion Drive
Georgetown, KY 40324
(859) 621-1501

Job: Mike Short

Interior Section

Reception Area Remodel

Desk area to be approximately 10' x 10' as drawings provided. Behind desk area is a 10' high wall, which will be drywalled and painted. There will be a 3' walkway on each end to access the desk area. As per drawings to the right side is a 6' x 7' L shaped desk 36" high and a wall 4' high. The wall to be covered in a laminate. There will be four outlets and one wi-fi outlet. Electrical provided by Younger Electric Service on each end of the L will be a laminate cabinet similar to existing. Wall under desk to be maple plywood finished natural, and screwed to wall for future access. To the left side of the reception area is a 4' desk area 36" high and a wall 4' high to match the right side. Under desk is a 12" cabinet with a drawer and door. Area will have two outlets and one wi-fi outlet. between these areas is a desk area 36" high, 4' x 3' open area.

\$30,218.50

Interior Section

Add-ons

- : Door design change
- : Upgraded drawer closures
- : Insulation

\$2,124.36

TOTAL **\$32,342.86**

Starting at \$323/month with  **Acorn** • **APPLY**
FINANCE

Arthur J. Bauernfeind College of Business

Bauernfeind Center for Economic and Entrepreneurial Development

ICED - Initiative for Community Economic Development



Tax Revenue Estimates of a Potential 1% - 3% Sales Tax on Restaurants in Georgetown and Scott County, Kentucky July 2023

NOTE: Contains proprietary data, not to be printed or posted on the internet.

Introduction

This report presents preliminary estimates of the potential tax revenue if a 1% - 3% sales tax is implemented on restaurants in Scott County and Georgetown, Kentucky. For that purpose, information on the current restaurant sales and their demand price elasticity is required. A series of assumptions are made such as to avoid overestimating the results. The following section presents the sources of data on restaurant sales. Next, data sources regarding restaurant sales' elasticity are presented. The final section presents the results and concludes.

Estimates of Restaurant Sales

The first step is to estimate the current sales of restaurants in Scott County and Georgetown. All types of restaurants were included, including full-service, limited-service, and all other food and drinking places. The list contains all establishments whose NAICS classification is 722 - Food Services and Drinking Places, and it is also called here FAFH – Food away from home.

The data source used for this report is ESRI*. The information on employment, number of businesses, and sales is presented in Table 1.

Table 1: Restaurants

	Employment	Number of Business	Sales
Scott County	2,059	103	\$80,489,000
Georgetown	1,932	96	\$75,380,000

*Source: ESRI: <https://bao.arcgis.com/>, 2022-2023.

Estimates of the Elasticities

The next step is to obtain the sector's price elasticity of demand, which indicates the predicted percentage fall in sales given each 1% increase in price. Estimates obtained according to different studies are presented in Table 2. This report uses the elasticity suggested by the USDA (Okrent & Alston, 2012). That is, for each 1% increase in price, sales are expected to fall 0.71%. This study adopts the view that it is best to have a conservative estimate than to risk exaggerating the effects (Neill, 2013; Kashian et al., 2021). However, even though the USDA estimate is not the lowest, it is close to the lowest and is substantially more recent.

Table 2: Elasticities of Demand According to Different Studies: Sector FAFH – Food Away from Home.¹

Elasticity Measures	Studies		
	Okrent & Alston (2012)	Reed et al. (2005)	Park et al. (1996)
	-0.71	-0.69	-0.96

Source: Okrent & Alston (2012)

Results

The final effect of the tax on equilibrium prices and quantities can only be obtained if both the price elasticities of demand and supply are known. However, estimates of supply elasticity for the sector are less readily available. Therefore, the following drastic scenario is assumed: the supply is perfectly elastic, implying that the tax burden falls entirely on consumers and that the equilibrium quantity falls by the whole amount predicted by the elasticity of demand. In reality, tax incurrence is shared by consumers and producers and the equilibrium quantity does not fall as much.² Nevertheless, this assumption not only makes estimating the tax revenue feasible but is also conservative: given the finite demand elasticity, a perfectly elastic supply maximizes the fall in equilibrium quantity.

Given these assumptions, the tax revenue can be estimated by multiplying the value of sales (Table 1) by the predicted reduction in quantity given the elasticity of demand times the tax rate. The results are presented in Table 3. Three tax rates vary from 1% to 3% of sales revenue.

Table 3: Tax Revenue Estimates

	Tax Rate		
	1%	2%	3%
Scott County	\$799,175.28	\$1,586,921.12	\$2,363,237.53
Georgetown	\$748,448.02	\$1,486,192.08	\$2,213,232.18

Finally, note that these estimates were obtained using the most recent data available by ESRI, 2022-2023.

¹ Andreyeva et. al (2010) also present elasticity estimates of food away from home between -0.7 and -0.8.

² The burden of the tax is independent of who pays the tax, consumers or producers. For a discussion on tax incurrence and price elasticities of supply and demand, see Mankiw (2021).

Disclaimer

This report was prepared for and at the direction of the Georgetown-Scott County Parks and Recreation and is based on information provided by Georgetown-Scott County Parks and Recreation. Murray State University Center for Economic and Entrepreneur Development relied upon Georgetown-Scott County Parks and Recreation for all inputs, direction and guidance for the report as related to the specific project addressed herein. The Murray State University Center for Economic and Entrepreneur Development, using industry and academic resources standard and common to the industry, assisted in the preparation of this report. Murray State University makes no claims, warranties or representations regarding the accuracy of the presentation. Users of the report assume all risk in all scenarios and agree to hold harmless Murray State University and all its affiliates and subsidiaries.

Bibliography

Andreyeva, T., Long, M. W., & Brownell, K. D. (2010). The impact of food prices on consumption: a systematic review of research on the price elasticity of demand for food. *American journal of public health, 100*(2), 216-222.

Kashian, R., Basu, S. C., & Samaranayake, P. (2021). The Impact of the County Fair—Building an Economic Toolbox. In *Regional Science Perspectives on Tourism and Hospitality* (pp. 259-275). Springer, Cham.

Mankiw, N. G. (2021). *Principles of Microeconomics 9e*. Cengage Learning Asia Pte Limited.

Neill, J. (2013). IMPLAN, RIMS-II, and REMI economic impact models comparisons, in context of EB-5 analysis. *Presentation, AKRF*, available at: <https://www.ilw.com/seminars/JohnNeillCitation.pdf> (accessed 23 April 2021).

Okrent, A., & Alston, J. (2012). The demand for disaggregated food-away-from-home and food-at-home products in the United States. *USDA-ERS Economic Research Report*, (139).

Park, J. L., Holcomb, R. B., Raper, K. C., & Capps Jr, O. (1996). A demand systems analysis of food commodities by US households segmented by income. *American Journal of Agricultural Economics, 78*(2), 290-300.

Reed, A. J., Levedahl, J. W., & Hallahan, C. (2005). The generalized composite commodity theorem and food demand estimation. *American Journal of Agricultural Economics, 87*(1), 28-37.



Stats Regarding Organized Sports in Georgetown-Scott County

Sport	Number of Participants	Number of Teams	Number of Games	Gender M/F
Archery	19	Individual Sport	9 Meets	9/10
Baseball	791	92 + 2 Allstar + 6 Travel Teams	97	788/3
Soccer	1309	67	Did not provide the number of games	764/545
Softball	572	45	Did not provide the number of games	0/531
Swim	110	1	31 Practices and 2 Meets	49/61
Football	646	53	257	Did not provide gender break down
Cricket	First Year of Operation			
Volleyball	First Year of Operation			
Tennis	First Year of Operation			

GSC Parks Field Rentals to Private Entities for FY 23: 159

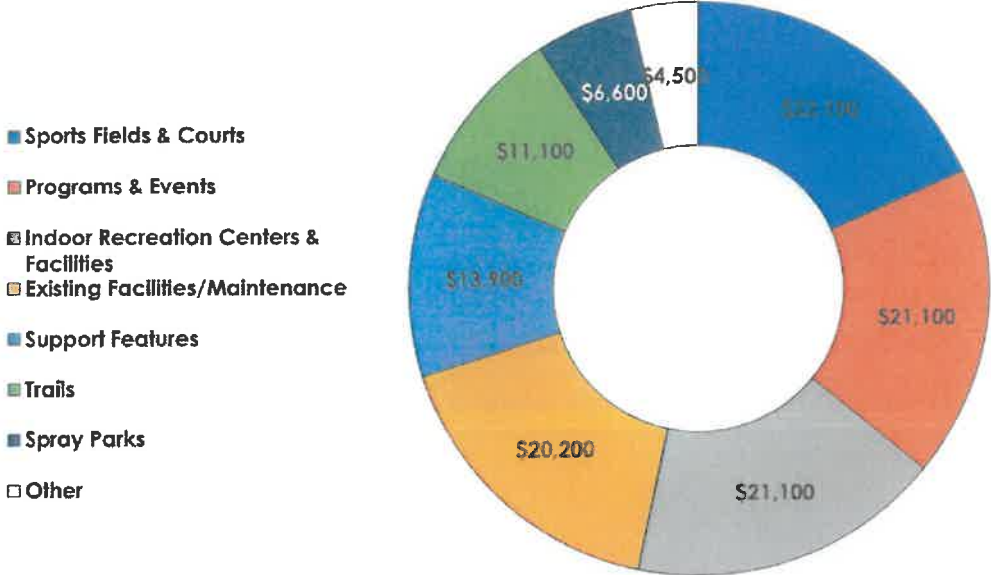
GSC Parks Field Rentals to Private Entities To Date FY 24: 114

* We do not have a way of compiling information regarding select/competitive teams which utilize our facilities through rentals.

**Georgetown-Scott County Parks & Recreation Master Plan
Dollar Voting Summary**

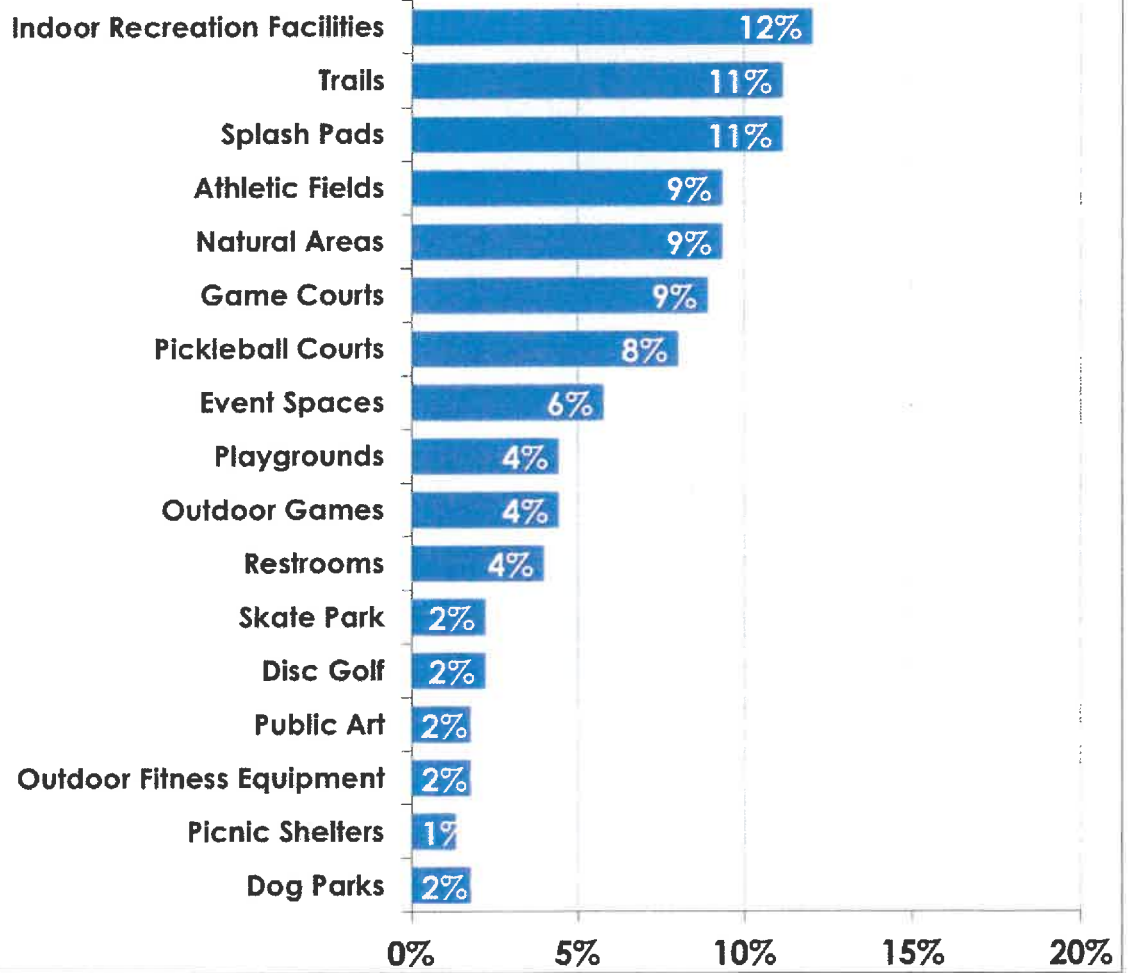
Action (Box Title)	Open House #1 Pavilion	Open House #2 Ed Davis	Total
Pickleball courts	\$5,800	\$8,900	\$14,700
	12%	33%	19%
New indoor facilities	\$9,000	\$3,600	\$12,600
	18%	14%	17%
New game fields	\$7,700	\$1,900	\$9,600
	16%	7%	13%
Walking & biking trails	\$7,000	\$2,400	\$9,400
	14%	9%	12%
New outdoor parks & facilities	\$6,100	\$2,600	\$8,700
	13%	10%	12%
Maintenance of existing parks	\$3,800	\$3,400	\$7,200
	8%	13%	10%
Acquisition of open space/green space	\$4,400	\$1,000	\$5,400
	9%	4%	7%
Skate park	\$1,600	\$1,000	\$2,600
	3%	4%	3%
Other	\$3,400	\$1,800	\$5,200
	7%	7%	7%
Total	\$48,800	\$26,600	\$75,400

Dollar Voting Allocation (\$1,000 per Participant)



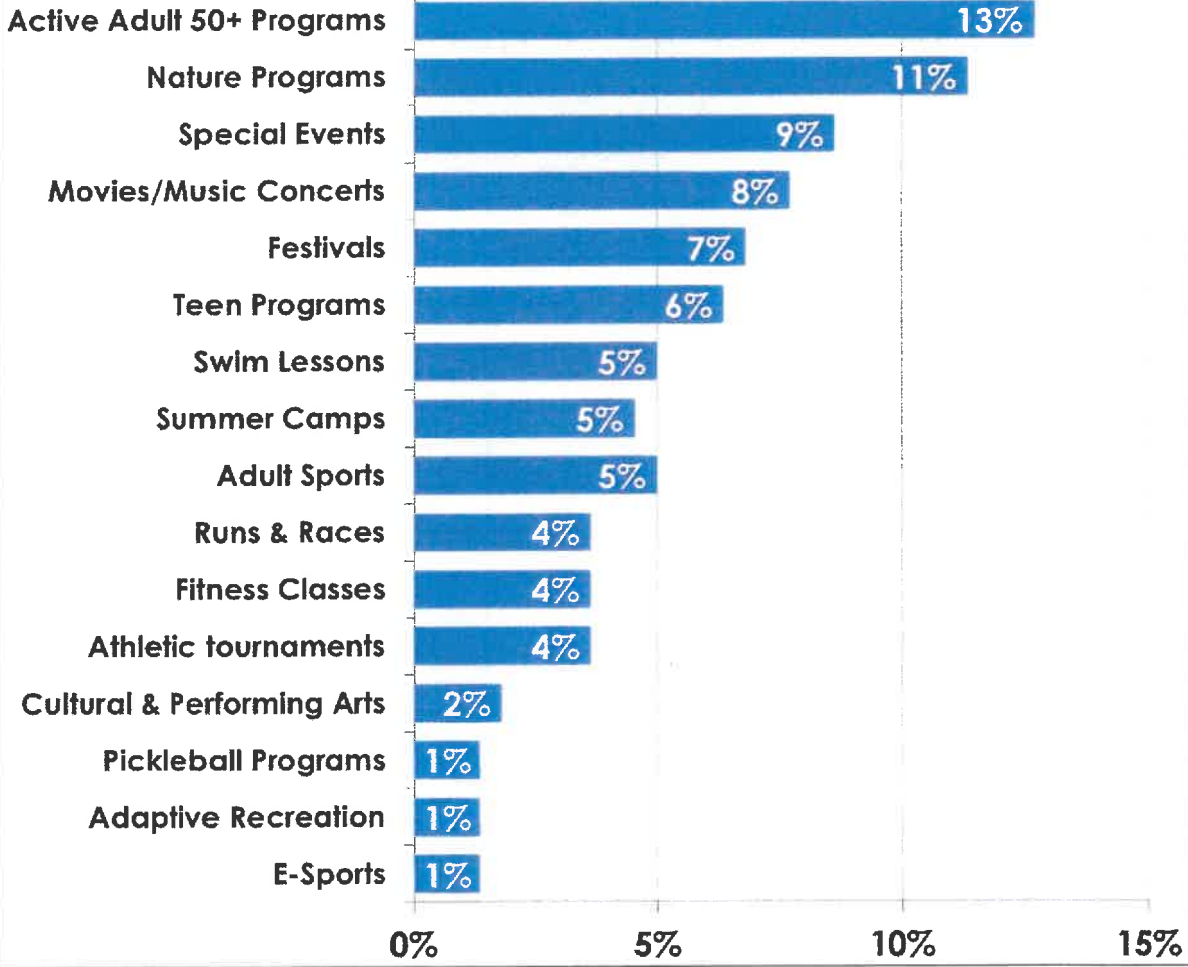
Park and Recreation Features Dot Voting

Recreation & Park Features	Open House #1 Pavilion	Open House #2 Ed Davis	Total	%
Dog Parks	2	2	4	2%
Picnic Shelters	3	0	3	1%
Outdoor Fitness Equipment	3	1	4	2%
Public Art	4	0	4	2%
Disc Golf	2	3	5	2%
Skate Park	3	2	5	2%
Restrooms	5	4	9	4%
Outdoor Games	6	4	10	4%
Playgrounds	8	2	10	4%
Event Spaces	8	5	13	6%
Pickleball Courts	7	11	18	8%
Game Courts	7	13	20	9%
Natural Areas	15	6	21	9%
Athletic Fields	19	2	21	9%
Splash Pads	13	12	25	11%
Trails	19	6	25	11%
Indoor Recreation Facilities	17	10	27	12%
Total	141	83	224	
Participants	47	28	75	



Recreation Program Dot Voting

Programs	Open House #1 Pavilion	Open House #2 Ed Davis	Total	%
E-Sports	2	1	3	1%
Adaptive Recreation	2	1	3	1%
Pickleball Programs	3	0	3	1%
Cultural & Performing Arts	3	1	4	2%
Athletic tournaments	4	4	8	4%
Fitness Classes	5	3	8	4%
Runs & Races	6	2	8	4%
Adult Sports	1	10	11	5%
Summer Camps	5	5	10	5%
Swim Lessons	7	4	11	5%
Teen Programs	7	7	14	6%
Festivals	12	3	15	7%
Movies/Music Concerts	7	10	17	8%
Special Events	13	6	19	9%
Nature Programs	19	6	25	11%
Active Adult 50+ Programs	17	11	28	13%
Youth Sports	27	6	33	15%
Total	140	80	220	1
Participants	47	27	73	



**Georgetown-Scott County Parks and Recreation
Park Improvements Budget Costs
Brandstetter Carroll Inc.**

4/27/2023

	Units	Unit Cost	Quantity	Cost
Tennis/Pickleball Courts¹				
Courts	Court	\$60,000.00	4	\$240,000
Lighting and Electric Service	Court	\$60,000.00	4	\$240,000
Concrete Plaza/Walks	SY	\$144.00	416	\$59,904
Subtotal				\$539,904
Contingency/General Conditions				\$124,178
Construction Subtotal				\$664,082
Owner costs ²				\$79,690
Total Project Cost				\$743,772

¹ Set up as 4 pickleball courts on the area of 2 tennis courts plus 2 tennis courts with pickleball lines overlaid

Lisle Road Soccer Field #2 Artificial Turf & Lights				
Soccer field turf with base & drainage	SF	\$14.00	93,100	\$1,303,400
Subtotal				\$1,303,400
Contingency/General Conditions				\$299,782
Construction Subtotal				\$1,603,182
Owner costs ²				\$192,382
Total Project Cost				\$1,795,564

Suffoletta Family Aquatic Center Phase 2				
8 Lane Lap Pool	SF	\$350	4,840	\$1,694,000
Concrete deck around Lap Pool	SY	\$144.00	1,038	\$149,472
Pool Lighting	LS	\$100,000	1	\$100,000
Building Expansion (additional restrooms to meet code)	SF	\$500.00	1,400	\$700,000
Subtotal				\$2,643,472
Contingency/General Conditions				\$607,999
Construction Subtotal				\$3,251,471
Owner costs ²				\$390,176
Total Project Cost				\$3,641,647

Four-Field Baseball/Softball Complex

Concession/Restroom (1 floor)	SF	\$400.00	2,000	\$800,000
Utilities to Site	LS	\$200,000.00	1	\$200,000
200' Field with Natural Turf ³	LS	\$358,565.00	2	\$717,130
225' Field with Natural Turf ³	LS	\$337,248.00	2	\$674,496
Lighting - 200' Fields	LS	\$260,000.00	3	\$780,000
Lighting - 225' Field	LS	\$300,000.00	1	\$300,000
Flagpole with light	LS	\$3,000.00	1	\$3,000
Drinking Fountains	EA	\$7,500.00	4	\$30,000
Concrete plaza space/walks	SY	\$144.00	3,500	\$504,000
Batting Cages	EA	\$40,000.00	2	\$80,000
Subtotal				\$4,088,626
Contingency/General Conditions				\$940,384
Construction Subtotal				\$5,029,010
Owner costs ²				\$603,481
Total Project Cost				\$5,632,491

Marshall Park Football Field Artificial Turf

Football field turf with base & drainage	SF	\$14.00	83,850	\$1,173,900
Fence enclosure (for security-4' tall)	LF	\$30.00	1,200	\$36,000
Accessible walkway (360' x 8')	SY	\$144.00	320	\$46,080
Subtotal				\$1,255,980
Contingency/General Conditions				\$288,875
Construction Subtotal				\$1,544,855
Owner costs ²				\$185,383
Total Project Cost				\$1,730,238

TOTAL ALL PROJECTS - CONSTRUCTION **\$12,092,600**

TOTAL ALL PROJECTS - TOTAL PROJECT COST **\$13,543,712**

2 Owner costs include design, engineering, permits, surveying, etc.

3 Field costs include fences, backstops, dugouts, bleachers, etc.

This Estimate excludes escalation. Current market conditions make it extremely difficult to forecast into the future. The last two years have seen a rapid increase in construction pricing. Going forward, we believe those increases will be hard to maintain and eventually pricing will increase at a more historic rate. Unfortunately, we don't know when that will occur. To further complicate issues, there are material shortages. Obtaining all of these materials will take an extended period of time thus increasing the time frame for the project and the possibility of increased escalation.



2023

Georgetown-Scott County

Parks and Recreation Survey

Findings Report



Contents

Section 1: Executive Summary.....	4
Section 2: Charts and Graphs.....	8
Section 3: National Benchmarks.....	35
Section 4: Tabular Data.....	43
Section 5: Open-Ended Responses.....	82
Section 6: Survey Instrument.....	96



1 **Executive Summary**

2023 Georgetown-Scott County Parks and Recreation Survey Executive Summary

Overview

ETC Institute administered a parks and recreation survey for Georgetown-Scott Parks and Recreation during spring and summer months of 2023. The survey will help the Georgetown-Scott County Parks and Recreation Board determine park and recreation priorities for the community.

Methodology

ETC Institute mailed a survey packet to a random sample of households in Georgetown-Scott County. Each survey packet contained a cover letter, a copy of the survey, and a postage-paid return envelope. Residents who received the survey were given the option of returning the survey by mail or completing it online at *GSCParkSurvey.org*.

After the surveys were mailed, ETC Institute followed up with residents to encourage participation. To prevent people who were not residents of Georgetown-Scott County from participating, everyone who completed the survey online was required to enter their home address prior to submitting the survey. ETC Institute then matched the addresses that were entered online with the addresses that were originally selected for the random sample. If the address from a survey completed online did not match one of the addresses selected for the sample, the online survey was not included in the final database for this report.

The goal was to complete a minimum of 500 completed surveys from residents. The goal was met with 503 completed surveys collected. The overall results for the sample of 503 households have a precision of at least +/-4.3 at the 95% level of confidence.

This report contains the following:

- Charts showing the overall results of the survey (Section 2)
- Benchmarks comparing data from Georgetown-Scott County to national averages (Section 3)
- Tabular data showing the overall results for all questions on the survey (Section 4)
- Answers to open-ended questions (Section 5)
- A copy of the cover letter and survey instrument (Section 6)

The major findings of the survey are summarized on the following pages.

Georgetown-Scott Parks and Facilities

Use of Facilities: Respondents were asked to indicate how often their household had visited any Georgetown-Scott County parks or facilities in the past year. Respondents most often said they visited 20 times or more (42%) followed by 24% indicating they visited between 1-5 times. The parks and facilities most often visited were Brooking Park (66%), The Pavilion (52%), and Lower Great Crossing Park (39%). Overall, most respondents (70%) rated the condition of parks and facilities as either good (54%) or excellent (16%).

Facility Types. Respondents were asked to select all the types of facilities their household currently uses or would like to use. Trails (walking/hiking) (60%), natural areas/nature parks (57%), picnic shelters (45%), outdoor swimming pools (45%), and large community parks (45%) were most often selected.

Investment in Facilities. Respondents asked to identify what type of investment they would like to see in facilities: revitalization/upgrades to existing, new development, both upgrades and new development, or no investment. The highest percentage of respondents wanted some sort of investment in an outdoor stage or amphitheater (98%), outdoor fitness equipment/obstacle course (97%), a nature center (97%), spray pads (97%), and special needs facilities (97%). The top four facilities chosen as most important to households were walking/hiking trails (35%), natural areas (28%), outdoor swimming pools (21%), and playgrounds (19%). If respondents had \$100 to allocate among types of parks and recreation facilities, respondents put the greatest amount of funding (\$23.26) into improvements/maintenance of existing parks, playgrounds, and picnic areas followed by the development of walking and biking trails (\$19.90) and the acquisition of land for open space/green space (\$13.56%). Most respondents (61%) either moderately support (44%) or strongly support (17%) a tax to fund the development and operations of parks and recreation.

Improvements to Parks and Facilities. Respondents were asked to select all the types of improvements they would like to see at Georgetown and Scott County parks. Respondents most requested improvements to restrooms (66%) followed by natural areas (38%) and picnic tables/benches (36%).

Georgetown-Scott Parks and Recreation Programs

Participation in Programs. Twenty-seven percent (27%) of respondents said they had participated in recreational programs offered by Georgetown-Scott County Parks and Recreation Department over the past year. Of those who had participated, most (75%) rated these programs as either good (57%) or excellent (18%). Respondents said they would be more encouraged to participate in offerings by parks and recreation with the addition of desired programs (38%), more/improved restrooms (38%), or improvements of existing facilities (38%).

Importance of Services. Respondents were asked to rate the importance of nine functions that could be performed by Georgetown-Scott County Parks and Recreation Department. Respondents thought it was most important (rating “somewhat important” or “very important”) Georgetown-Scott Parks and Recreation Department operates and maintains parks and facilities (98%), provides programs for residents of all ages and families (96%), and preserves the environment and provides green space (94%). These were also the three functions most important to respondents. Each of the nine functions received mostly important ratings.

Organizations Used. Respondents were asked to select all the organizations their household uses for parks and recreation programs and facilities. Respondents most often use Georgetown-Scott County Parks and Recreation (55%) followed by neighboring cities/counties/state parks (27%) or organized sports organizations (24%).

Program Investments. Respondents were asked to select all the types of programs their household currently uses or would like to use if available. Festivals (51%), fishing/canoeing/boating (40%), adult fitness and wellness programs (38%), and concerts/art performances (38%) were the most often selected programs. Respondents were then asked to identify what type of investment they would like to see in those programs: revitalization/upgrades to existing, new development, both, or no investment. The highest percentage of respondents wanted some sort of investment in a adult art and performing arts (99%), adult classes (99%), and concerts/art performances (98%). The top four programs chosen as most important to households were festivals (31%), adult classes (28%), concerts/art performances (24%), and fishing/canoeing/boating (23%).

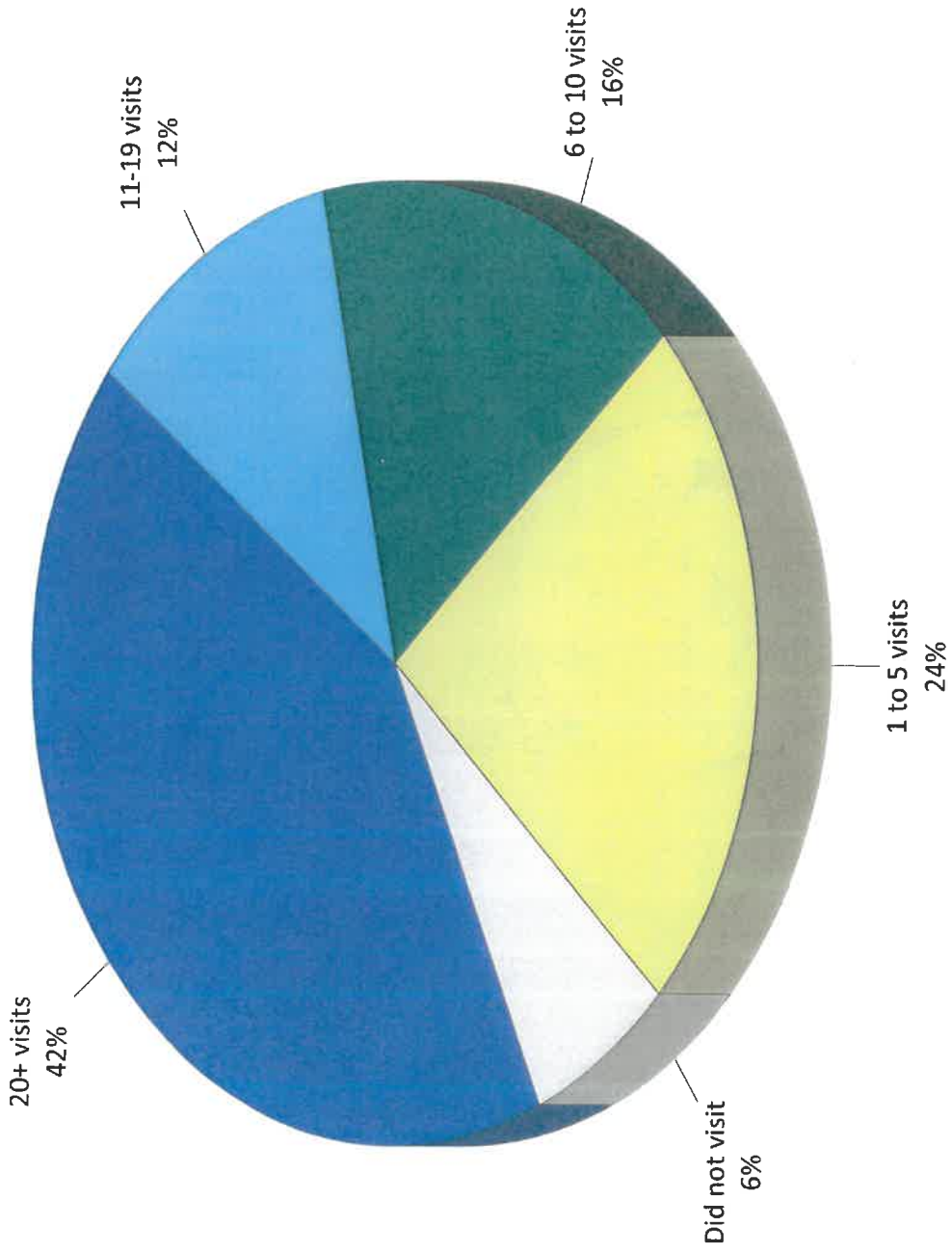
Communication Methods. Respondents were asked to select all of the ways they prefer to learn about programs and activities. Respondents most prefer communication via social networking (65%), the parks and recreation website (58%), or email (42%).

2

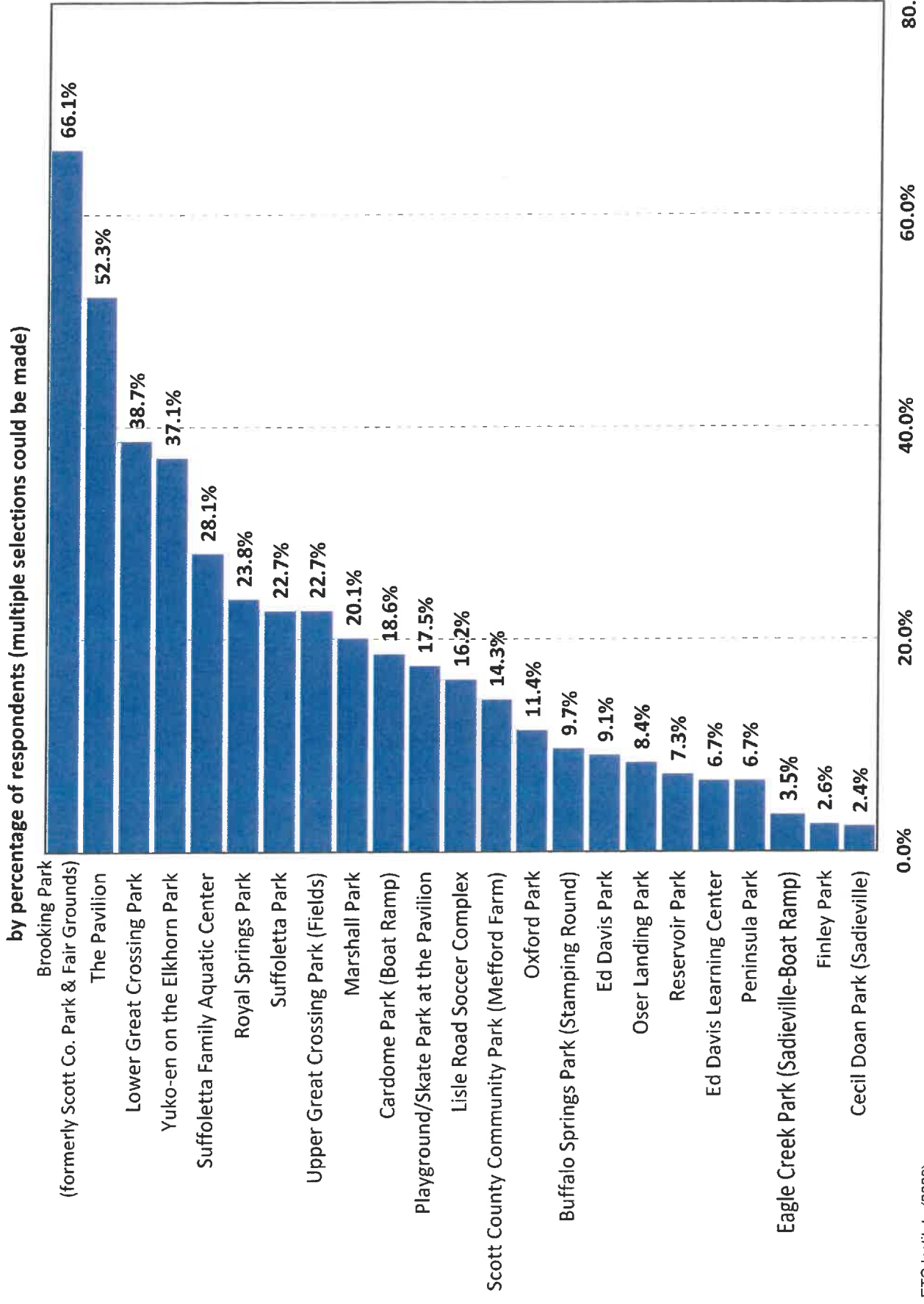
Charts & Graphs

Q1. Approximately how often did you or members of your household visit Georgetown-Scott County parks and facilities during the past year?

by percentage of respondents (excluding "don't know")

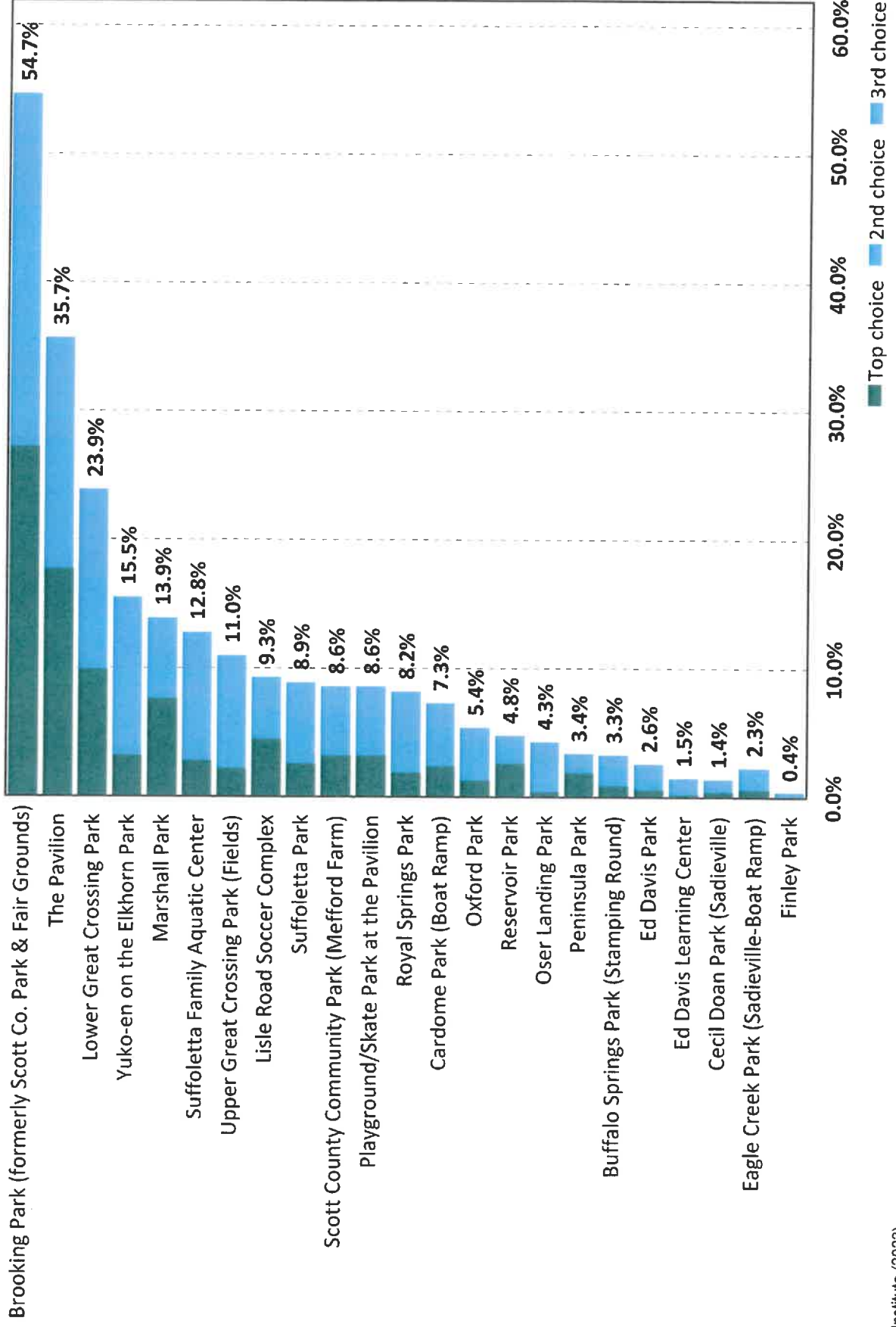


Q2. From the following list, please check ALL of the parks and recreation facilities that you or members of your household have visited in the past 12 months.



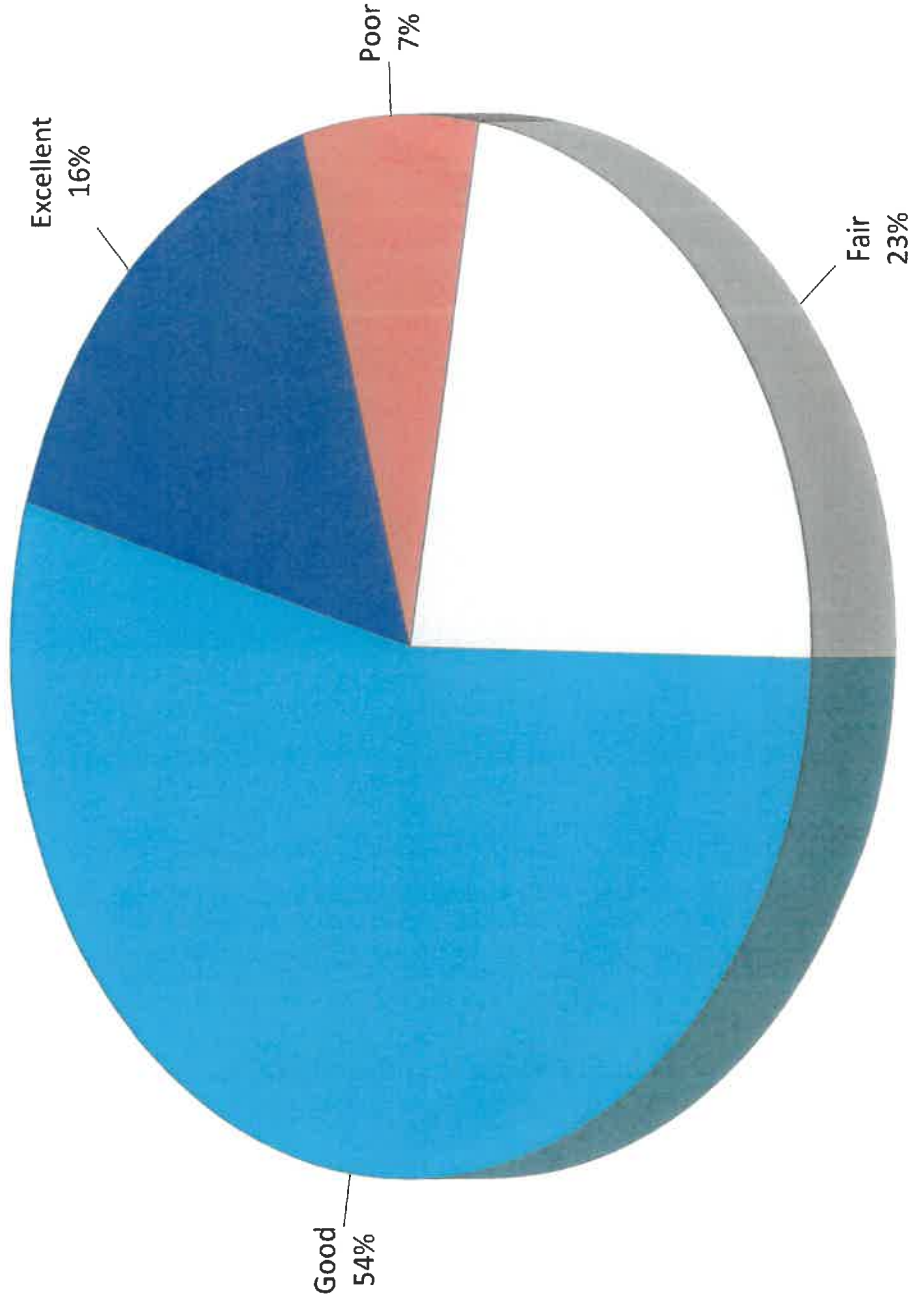
Q3. Which THREE of the facilities from the list in Question 2 did you visit the most in the last 12 months?

by percentage of respondents who selected the items as one of their top three choices, excluding "none chosen"




Q4. Overall, how would you rate the physical condition of ALL the Georgetown-Scott County parks and facilities you have visited?

by percentage of respondents (excluding "not provided")



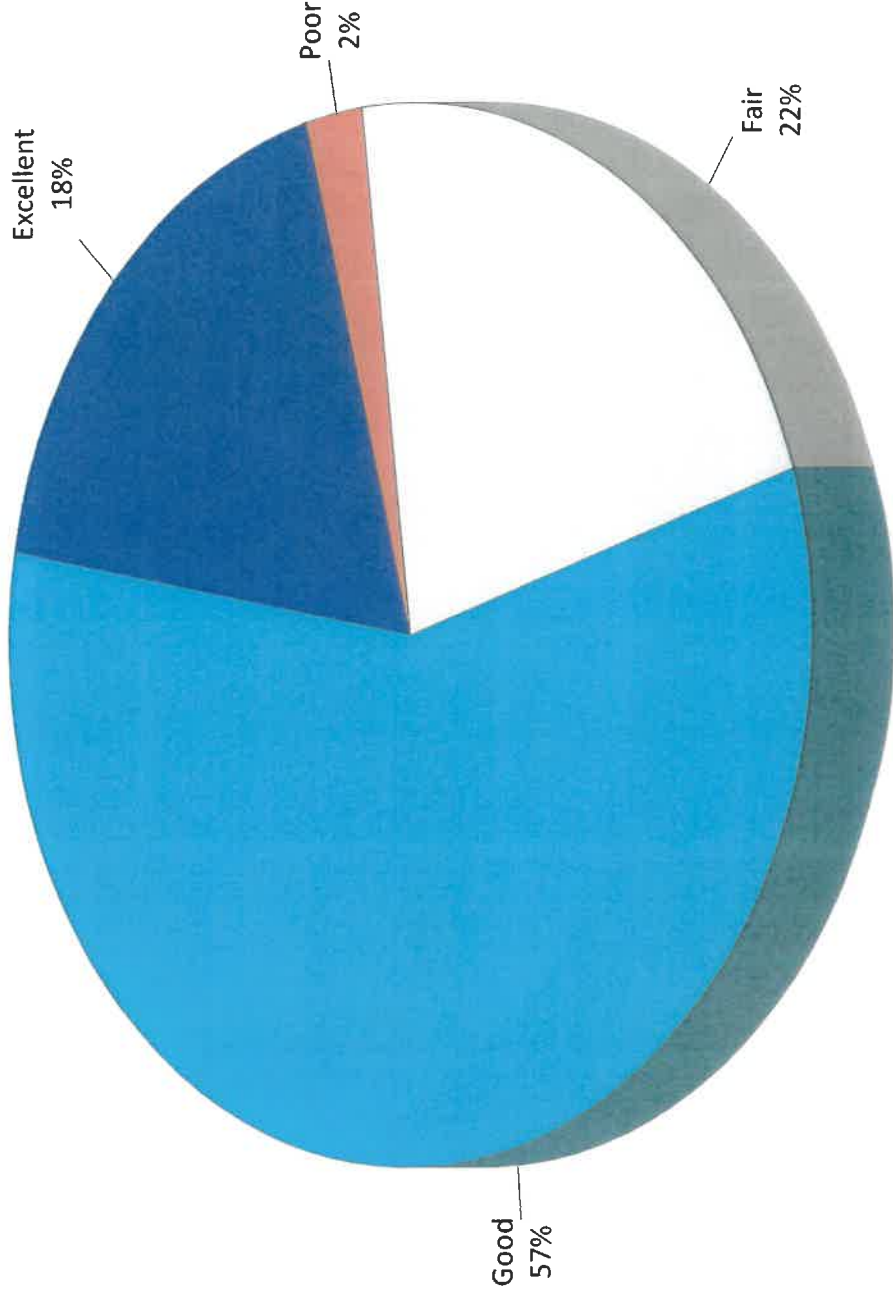
Q5. Have you or other members of your household participated in any recreational programs offered by Georgetown-Scott County Parks and Recreation Department over the past 12 months?

by percentage of respondents

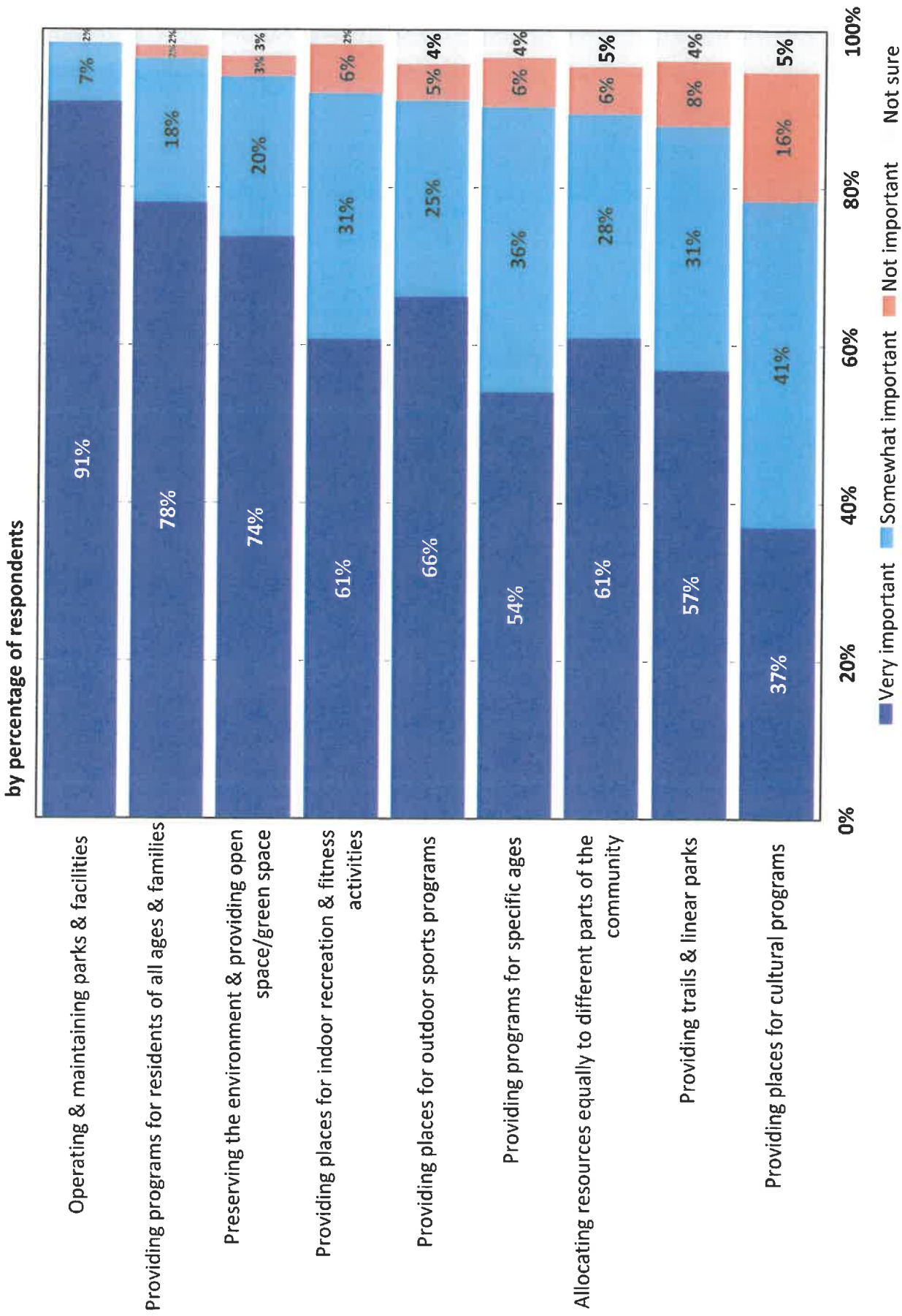


Q5a. How would you rate the quality of these programs?

by percentage of respondents who answered "Yes" to Q5

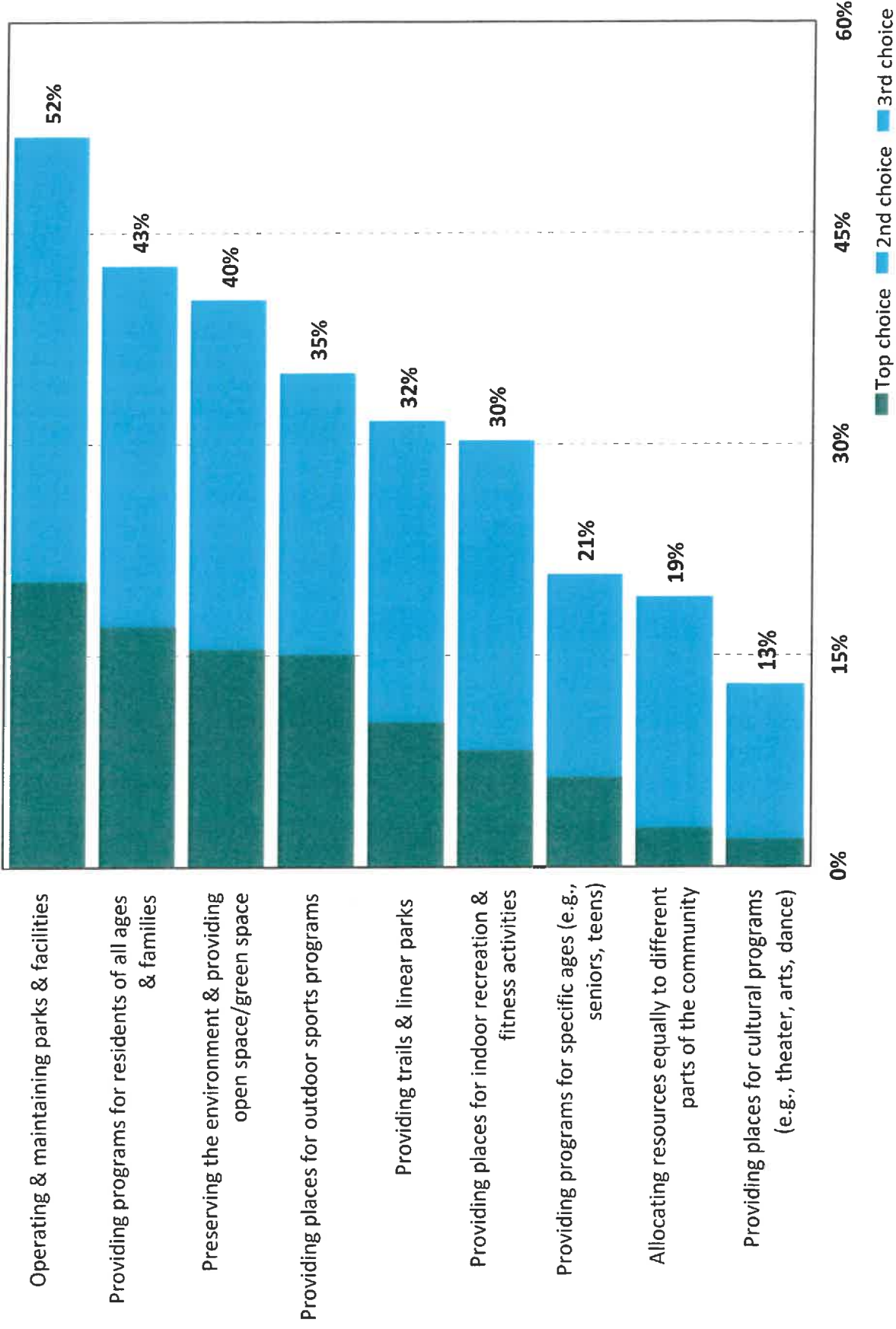


Q6. Importance of Functions that Could be Performed by Georgetown-Scott County Parks and Recreation Department



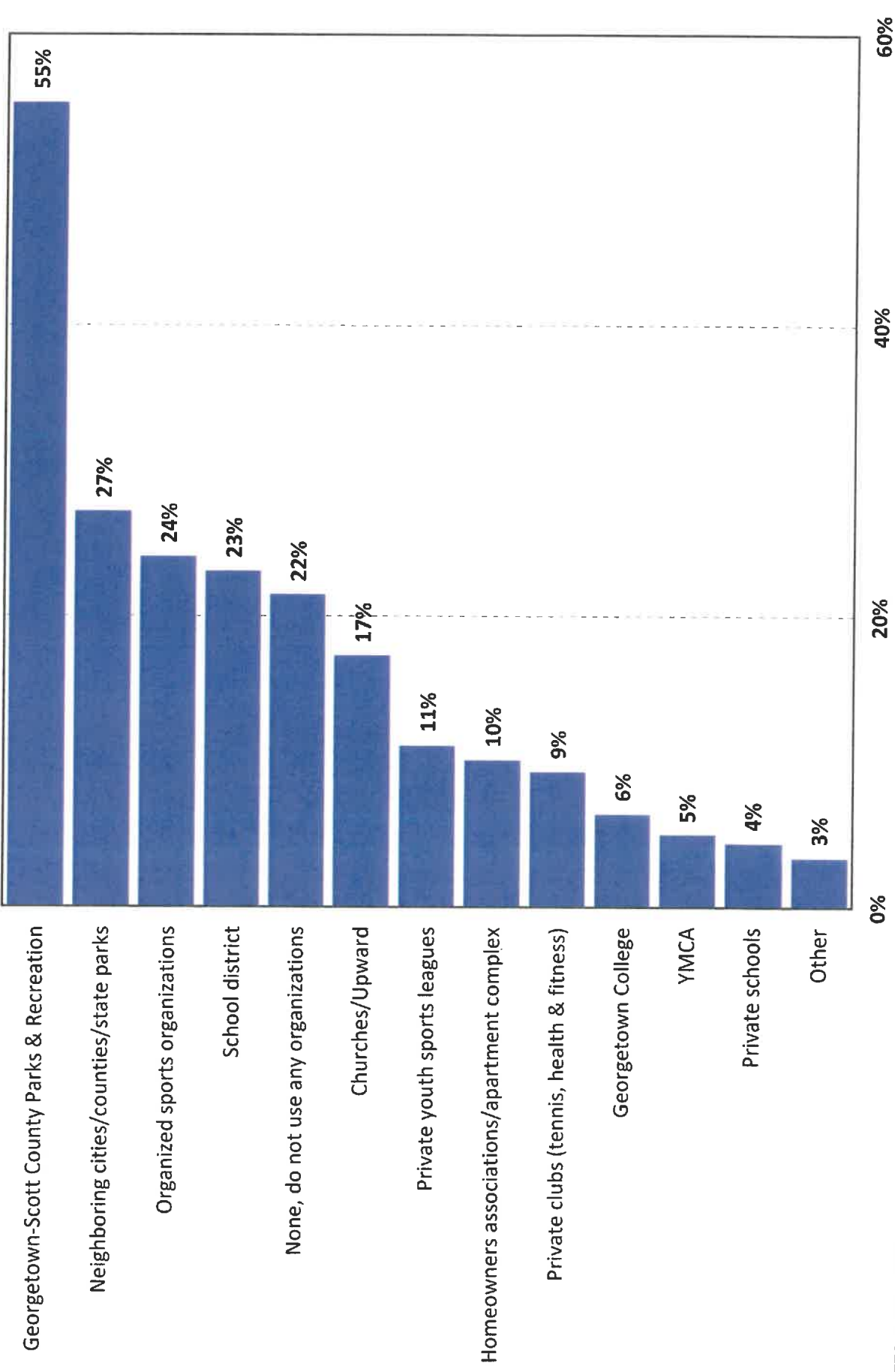
Q7. Which THREE of the functions listed in Question 6 do you think should be most important for Georgetown-Scott County Parks and Recreation to provide?

by percentage of respondents who selected the items as one of their top three choices, excluding “none chosen”



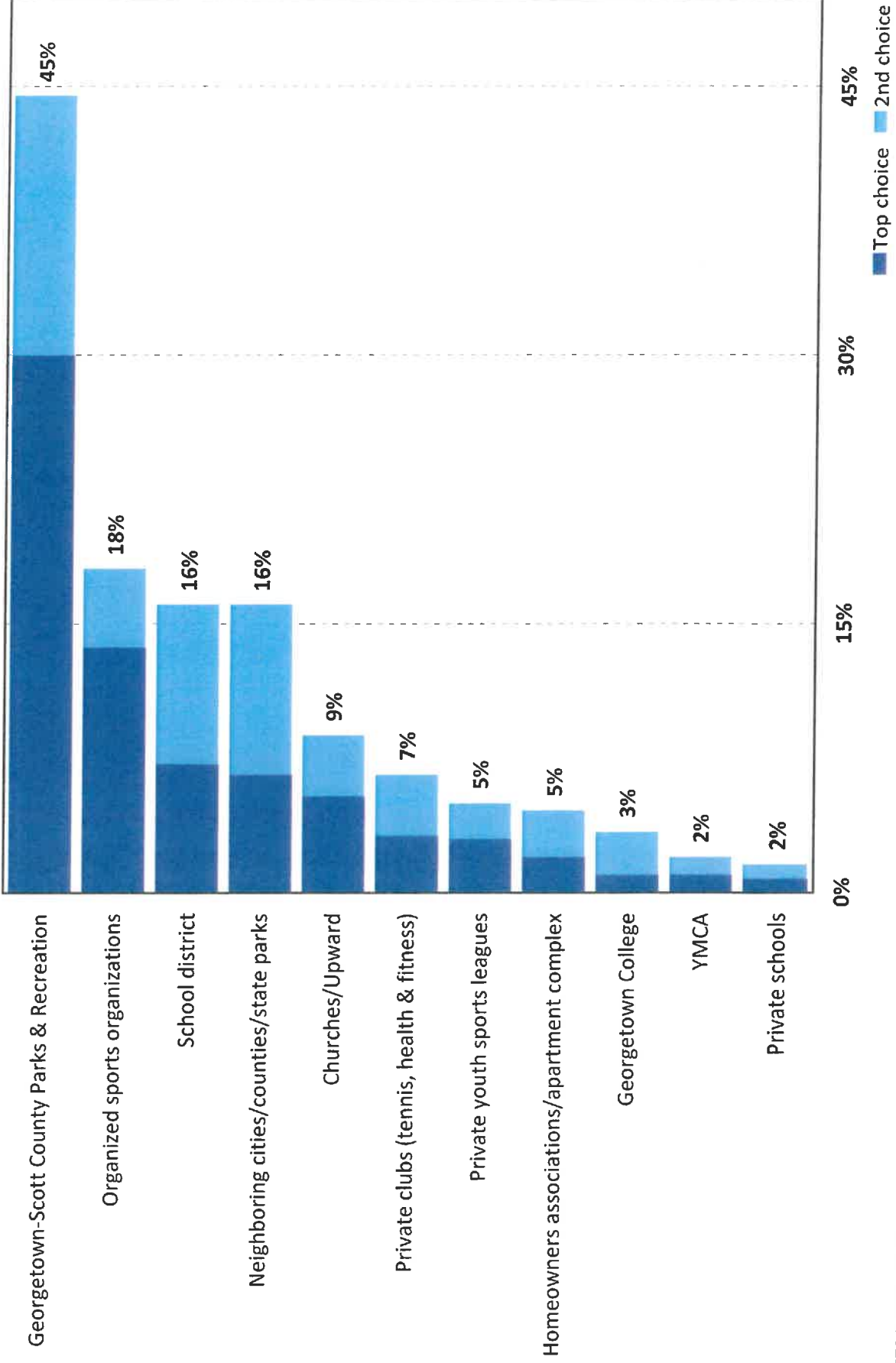
Q8. From the following list, please check ALL the organizations that you and members of your household use for parks and recreation programs and facilities.

by percentage of respondents (multiple selections could be made)



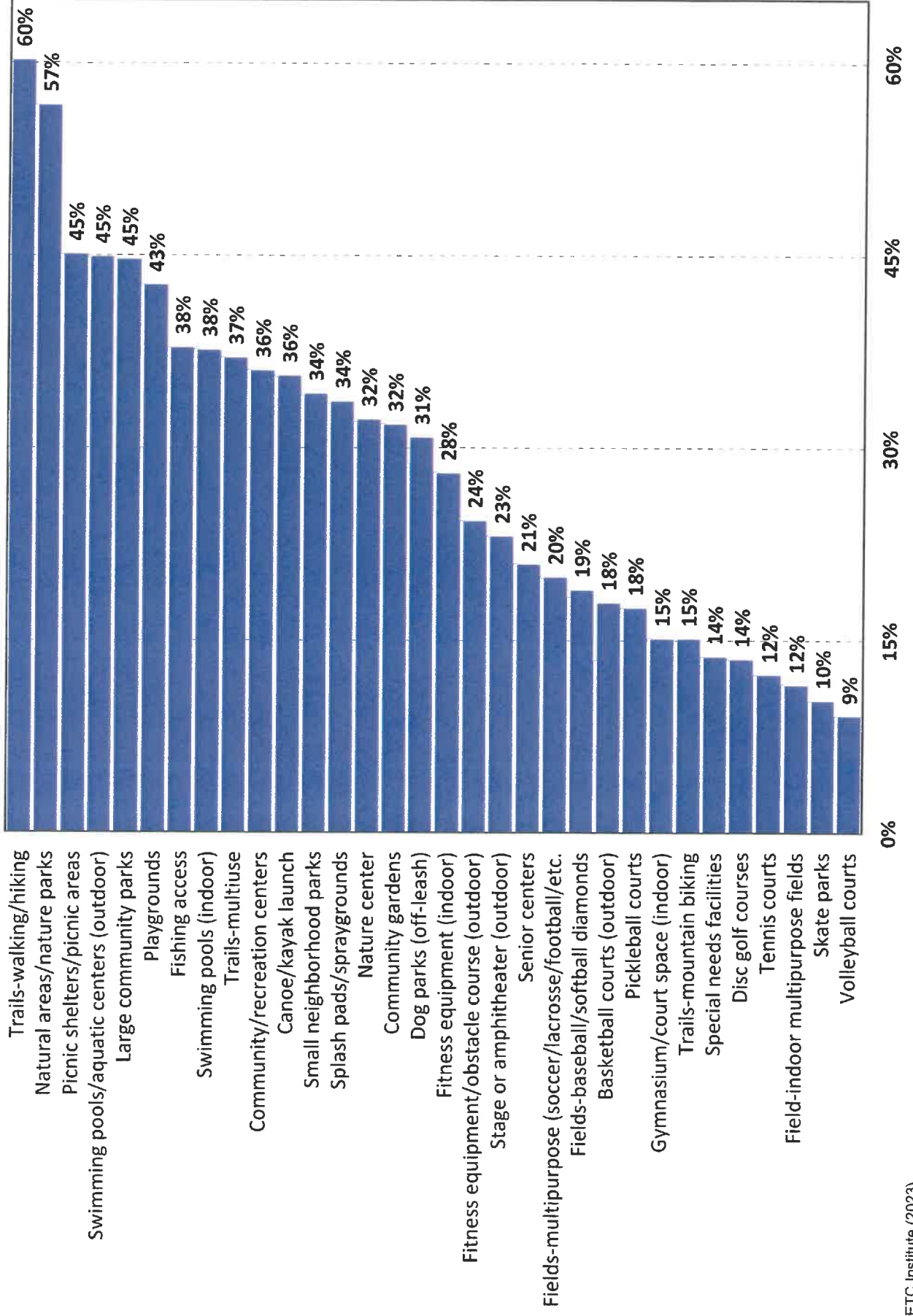
Q9. From the list in Question 8, which TWO organizations do you and your household USE THE MOST for recreation and parks programs and facilities?

by percentage of respondents who selected the items as one of their top two choices, excluding "none chosen"



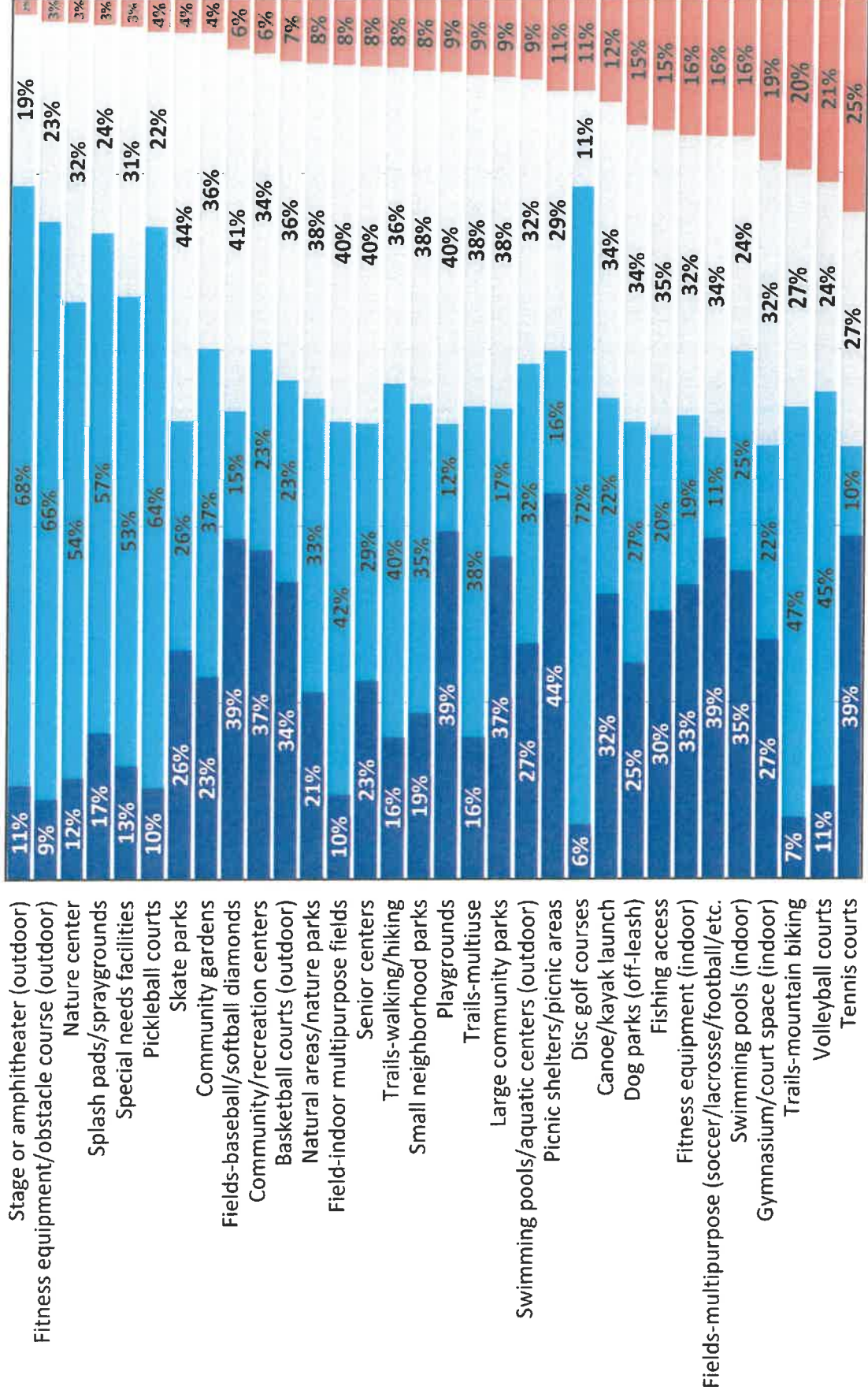
Q10. Respondents who currently use/would like to use each facility

by percentage of respondents



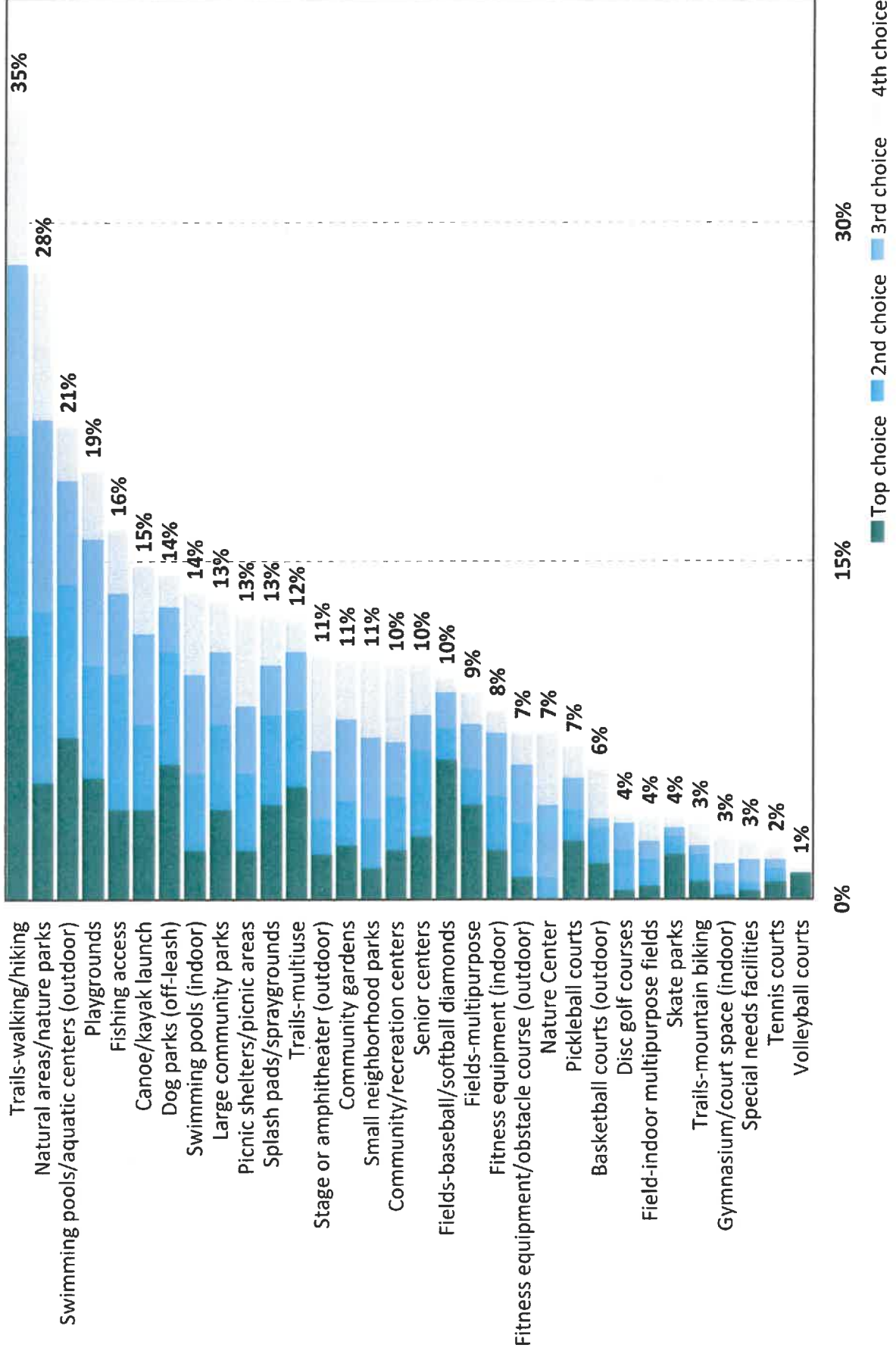
Q10. Please identify what type of investment you would like to see in Georgetown and Scott County.

by percentage of respondents who answered "Yes" to Q9



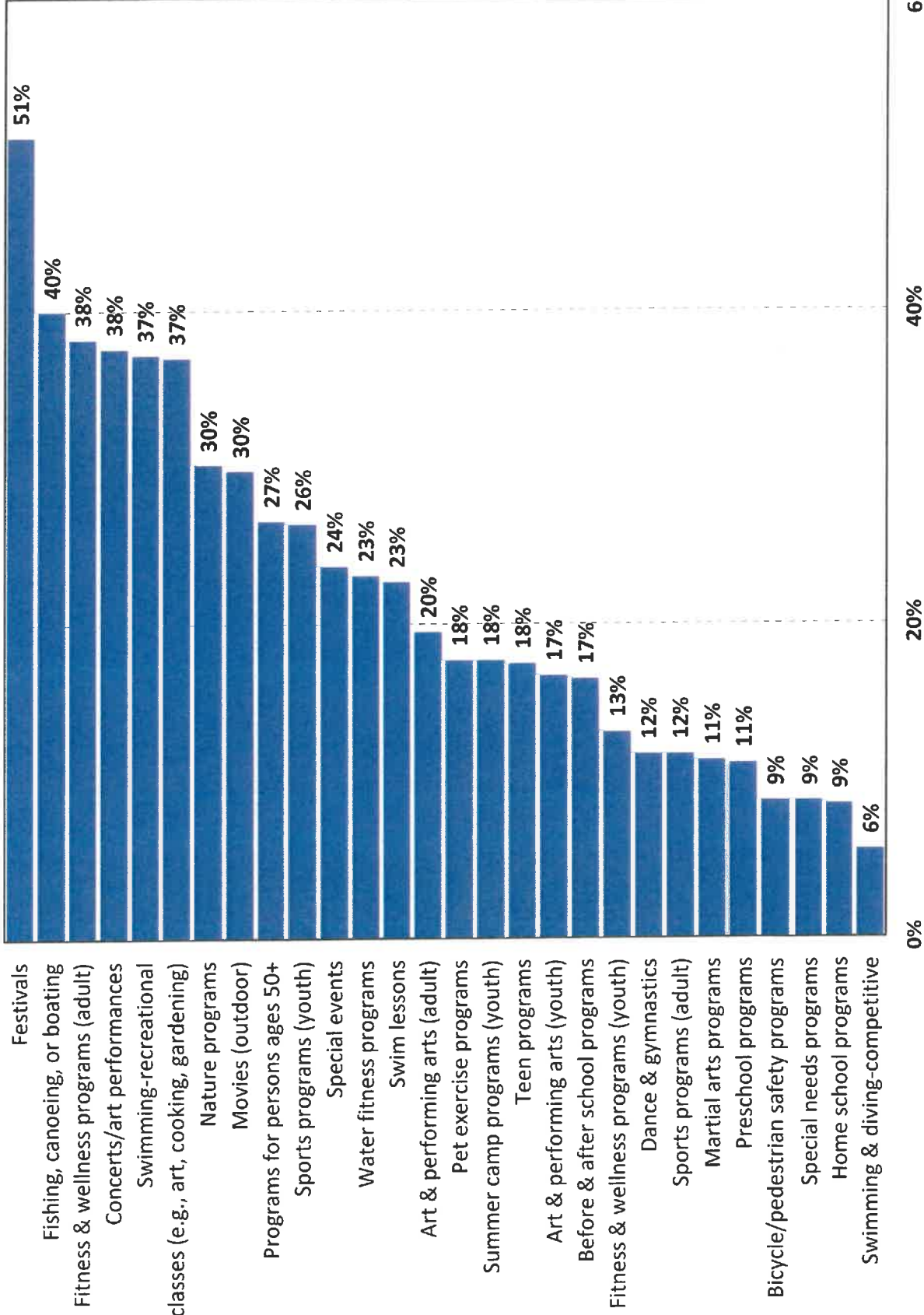
Q11. Which FOUR of the facilities from the list in Question 10 are most important to your household?

by percentage of respondents who selected the items as one of their top four choices, excluding "none chosen"



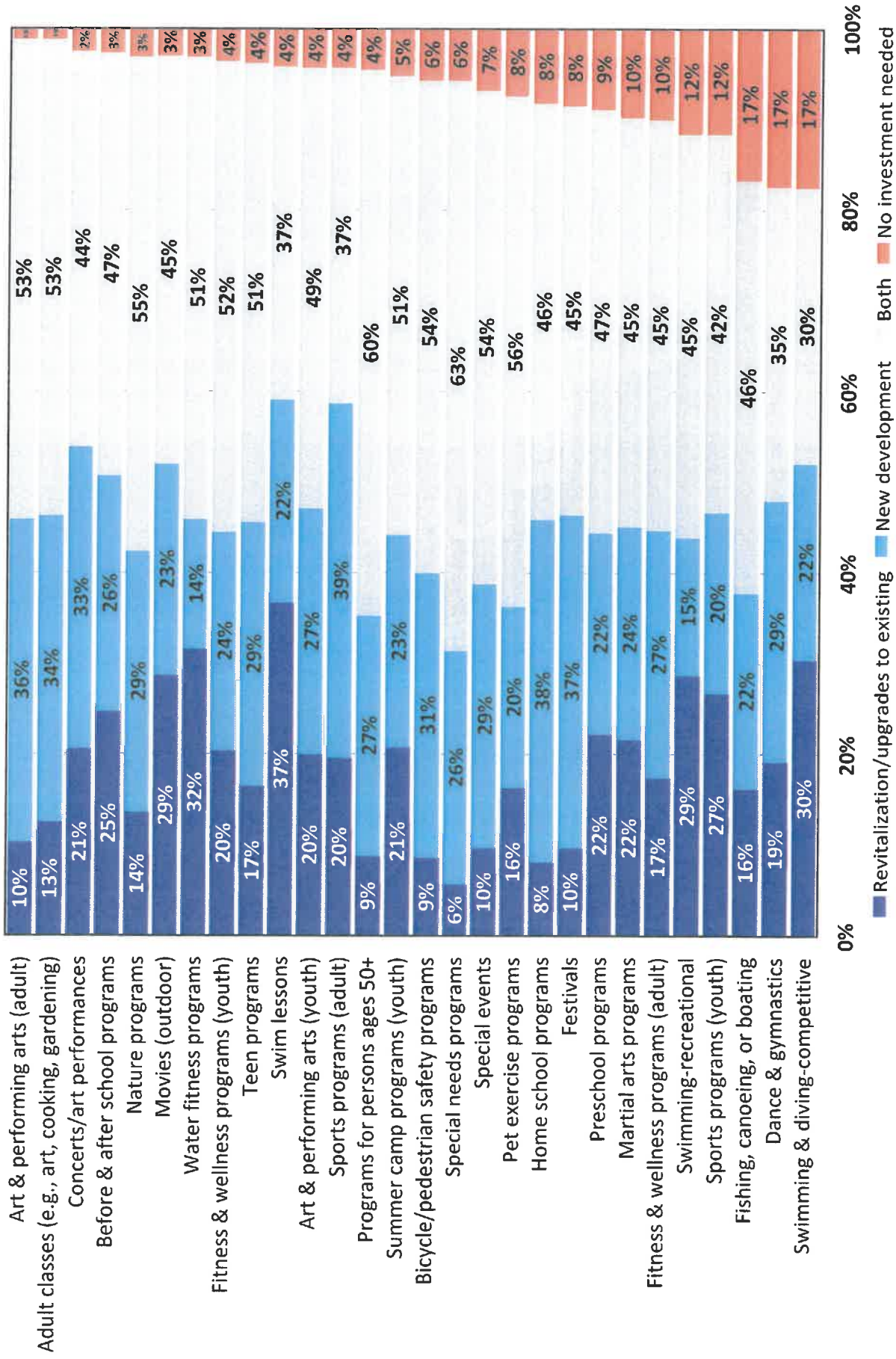
Q12. Please indicate whether you or household members currently participate in each program (or would like to use if available)

by percentage of respondents (multiple selections could be made)



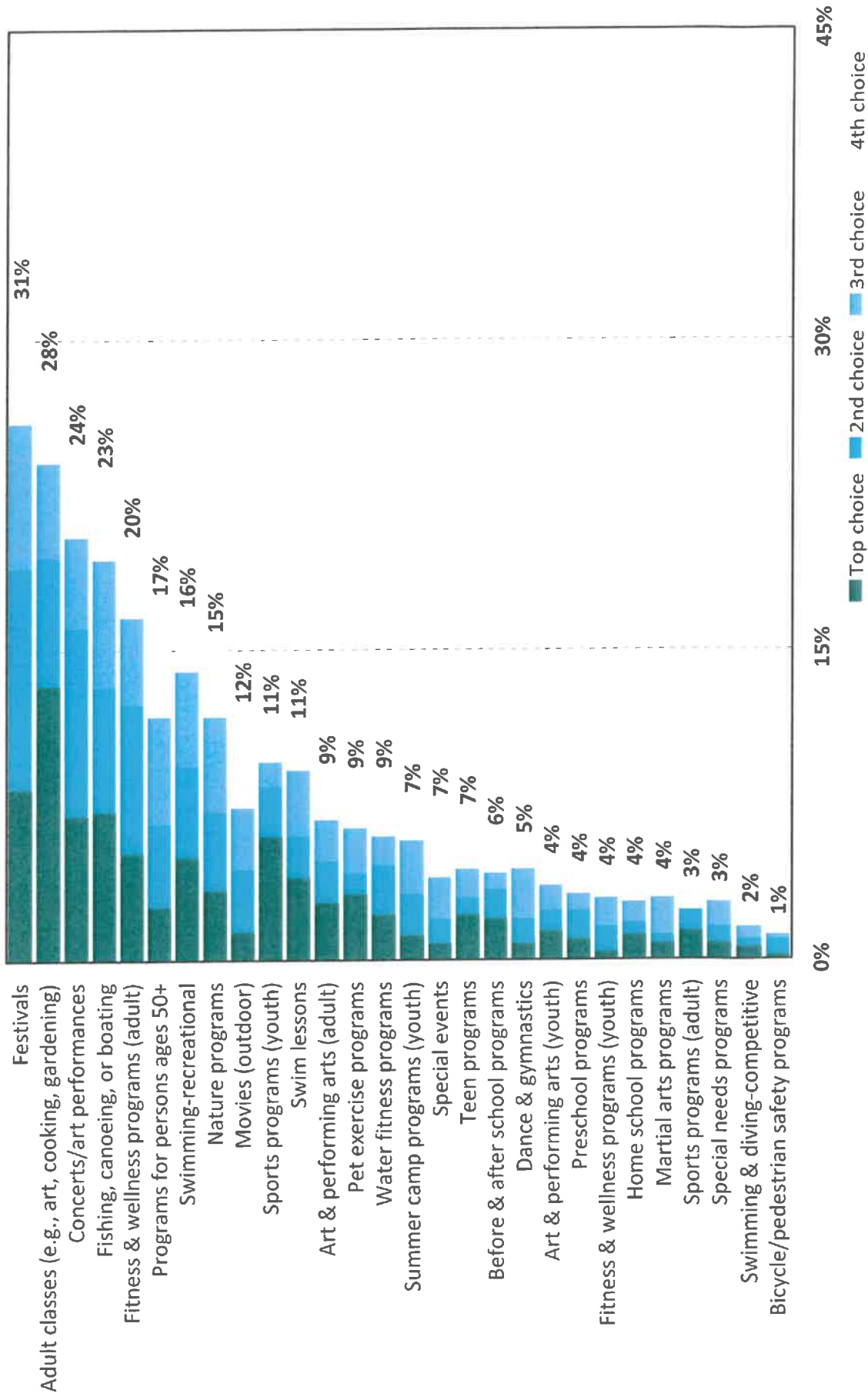
Q12b. Please identify what type(s) of investment you would like to see in Georgetown and Scott County.

by percentage of respondents who answered "Yes" to Q12

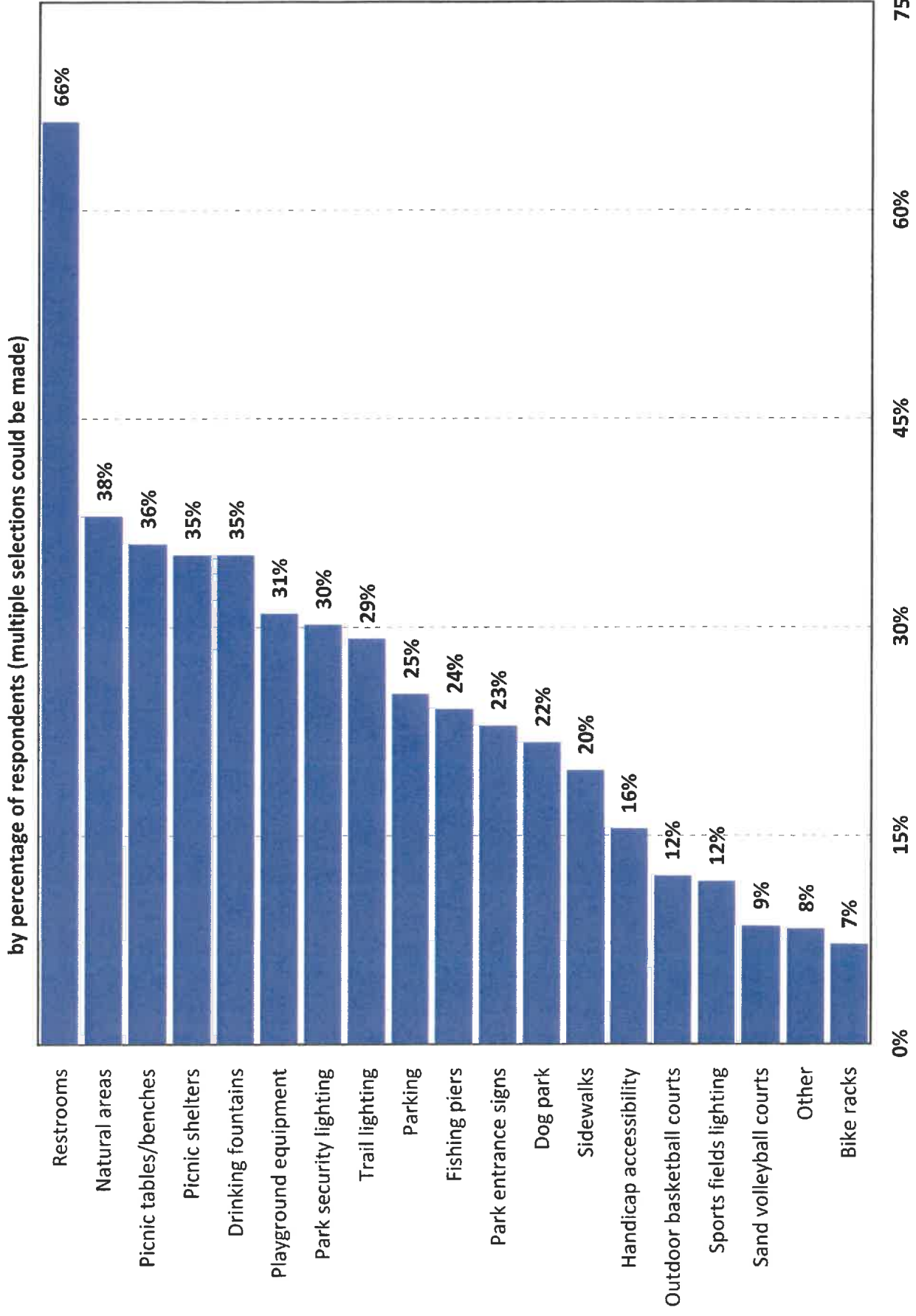


Q13. Which FOUR activities and recreation programs would you and members of your household participate in more often if more programming was provided by the Parks and Recreation Board?

by percentage of respondents who selected the items as one of their top four choices, excluding "none chosen"

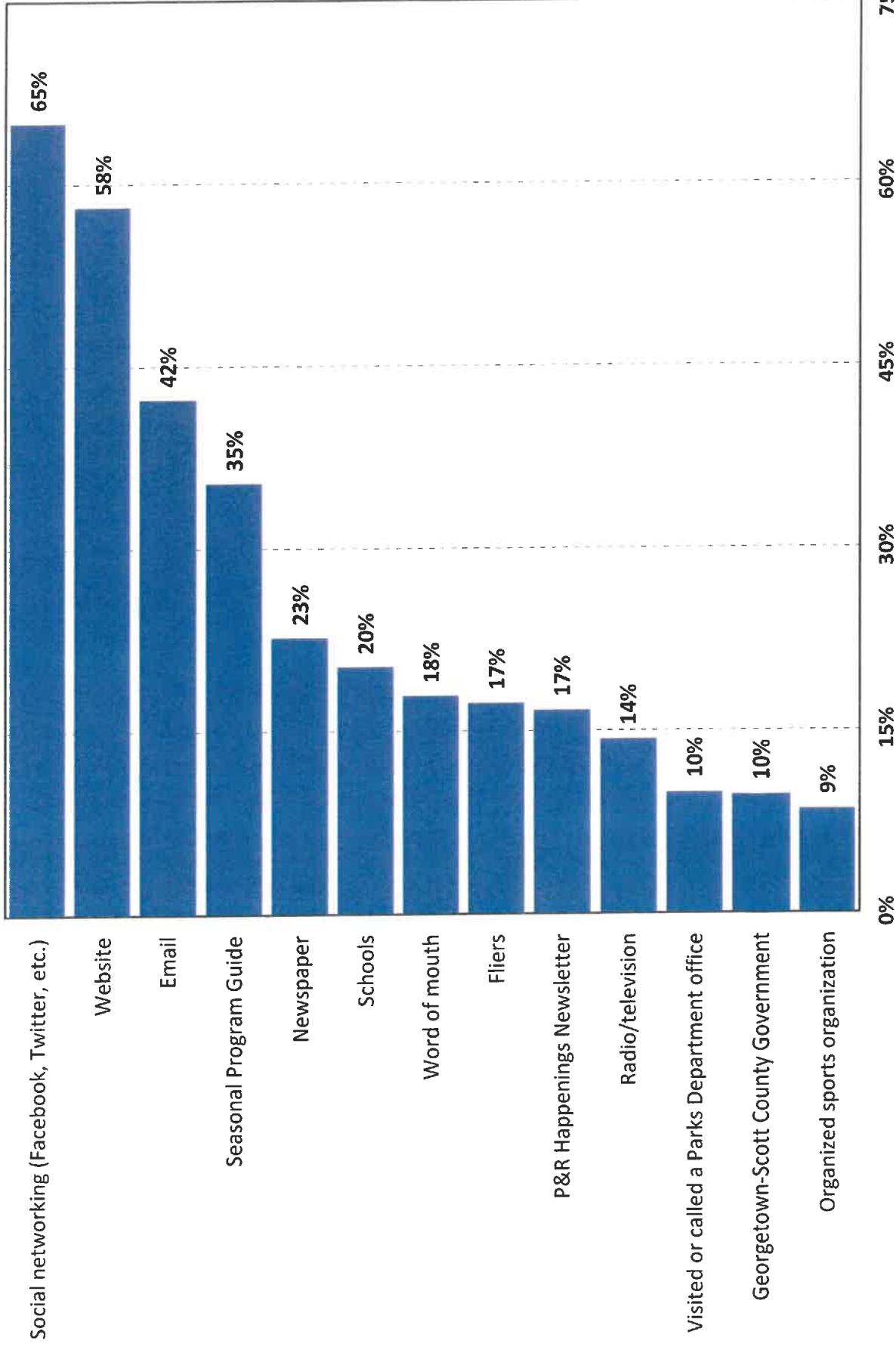


Q14. Please check ALL of the improvements you would like to see at Georgetown and Scott County parks.



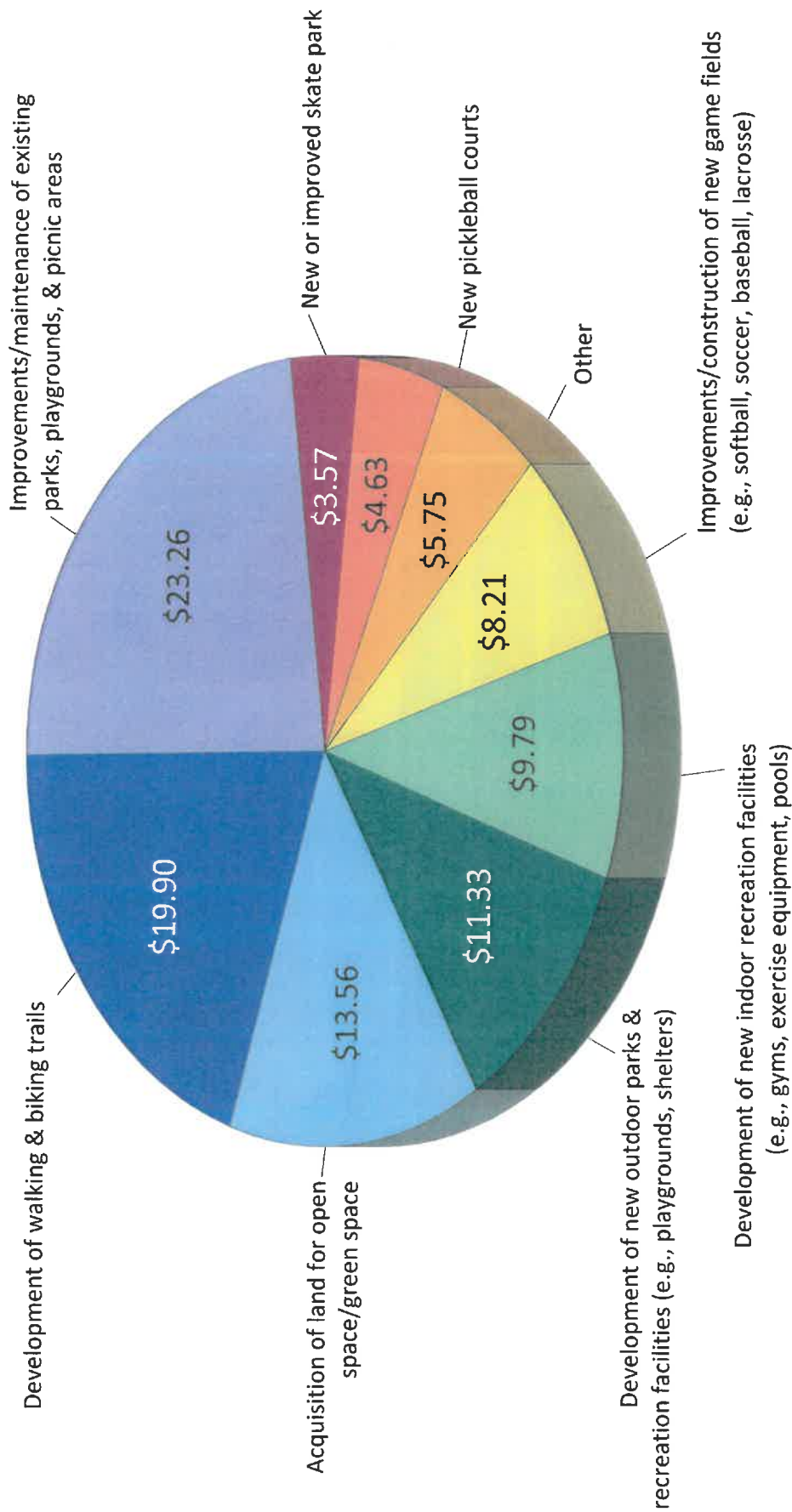
Q15. Please check ALL of the ways you prefer to learn about Georgetown-Scott County programs or activities.

by percentage of respondents (multiple selections could be made)

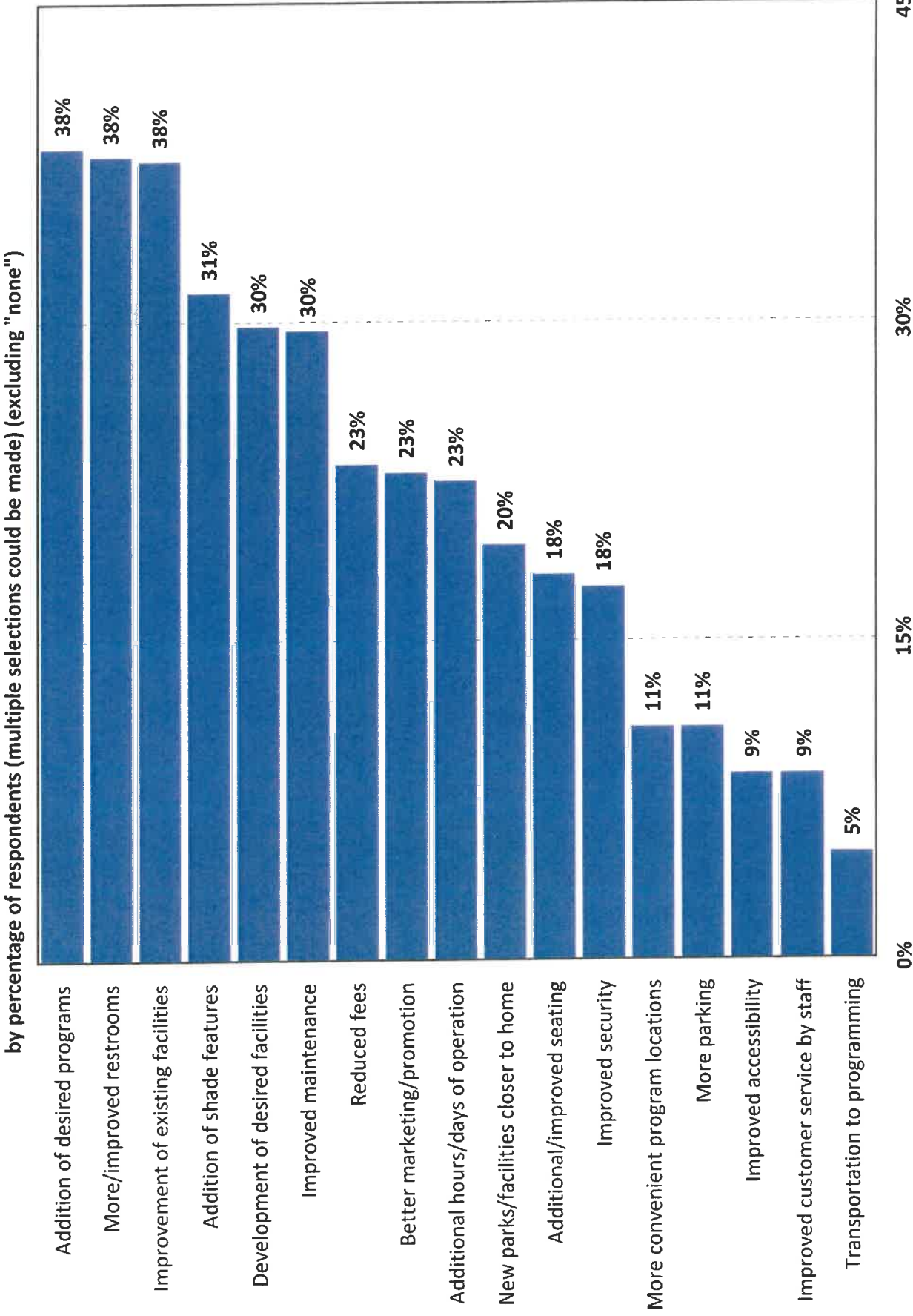


Q16. If you had \$100 in new funding, how would you allocate the \$100 among the following types of parks and recreation facilities in Georgetown and Scott County?

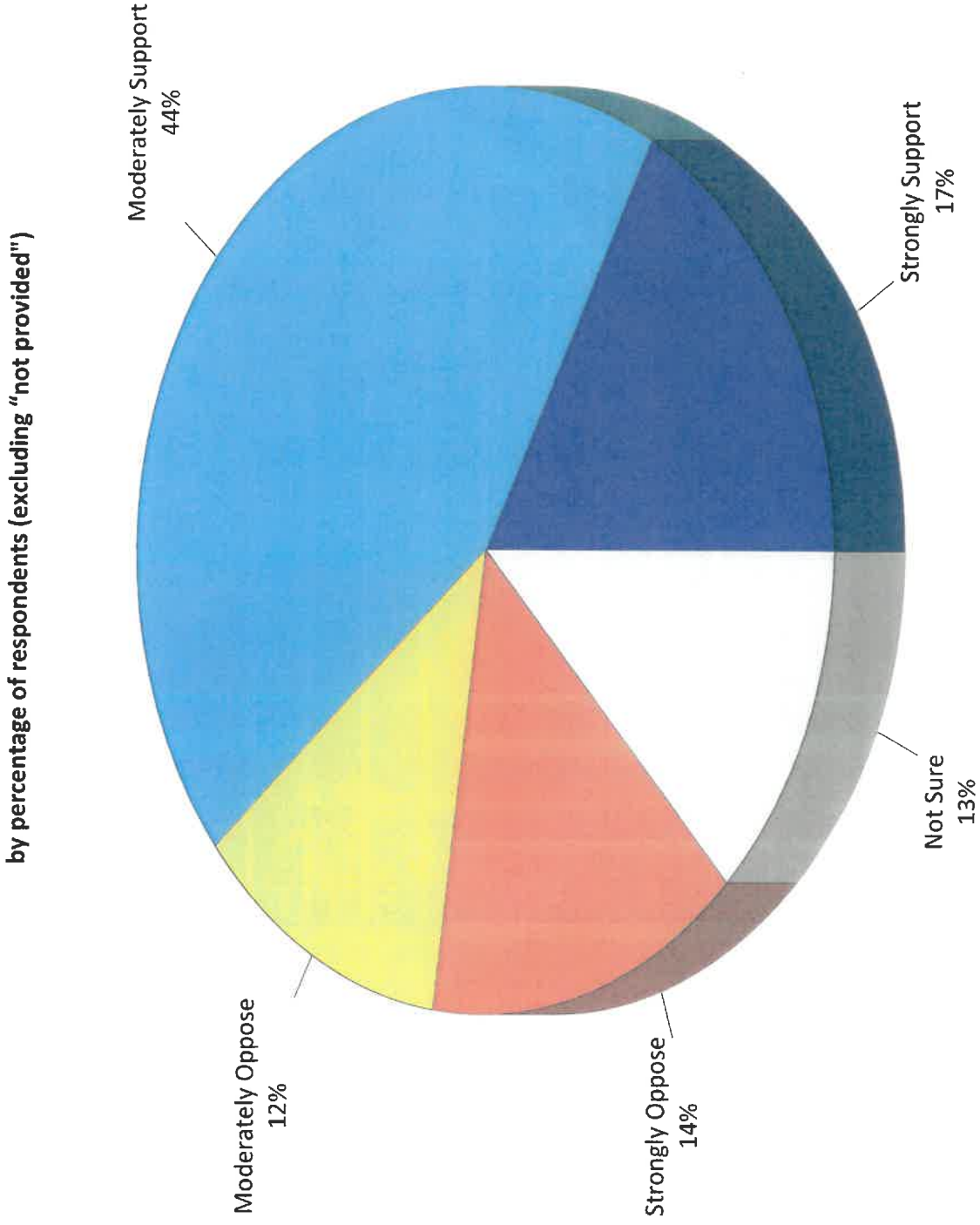
by average allocated per item



Q17. What would encourage you and your household to participate in more offerings by Georgetown-Scott County Parks and Recreation?

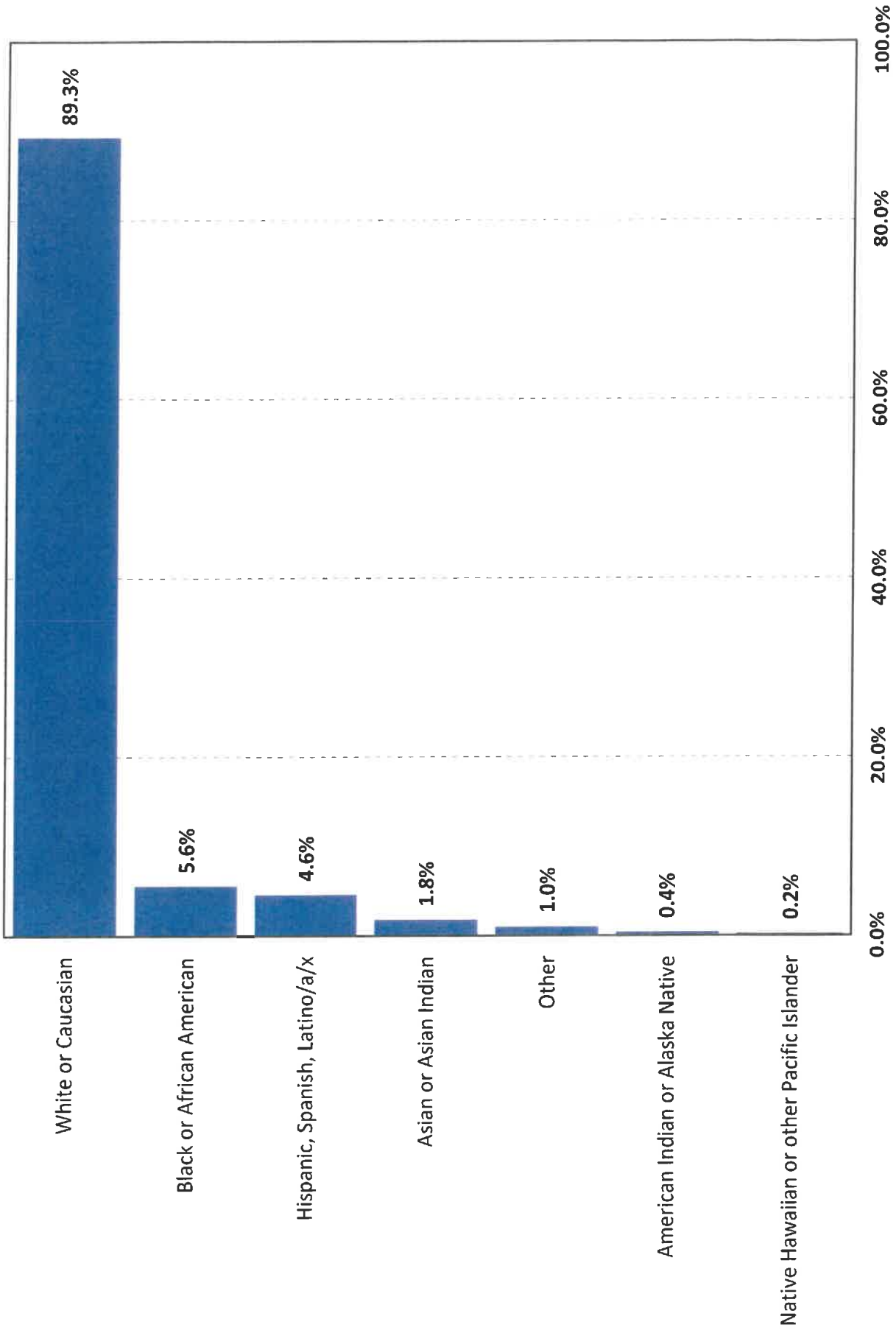


Q18. How strongly would you support a tax to fund the development and operations of the types of parks, recreation, trails, programming and facilities and activities that are most important to you and members of your household?



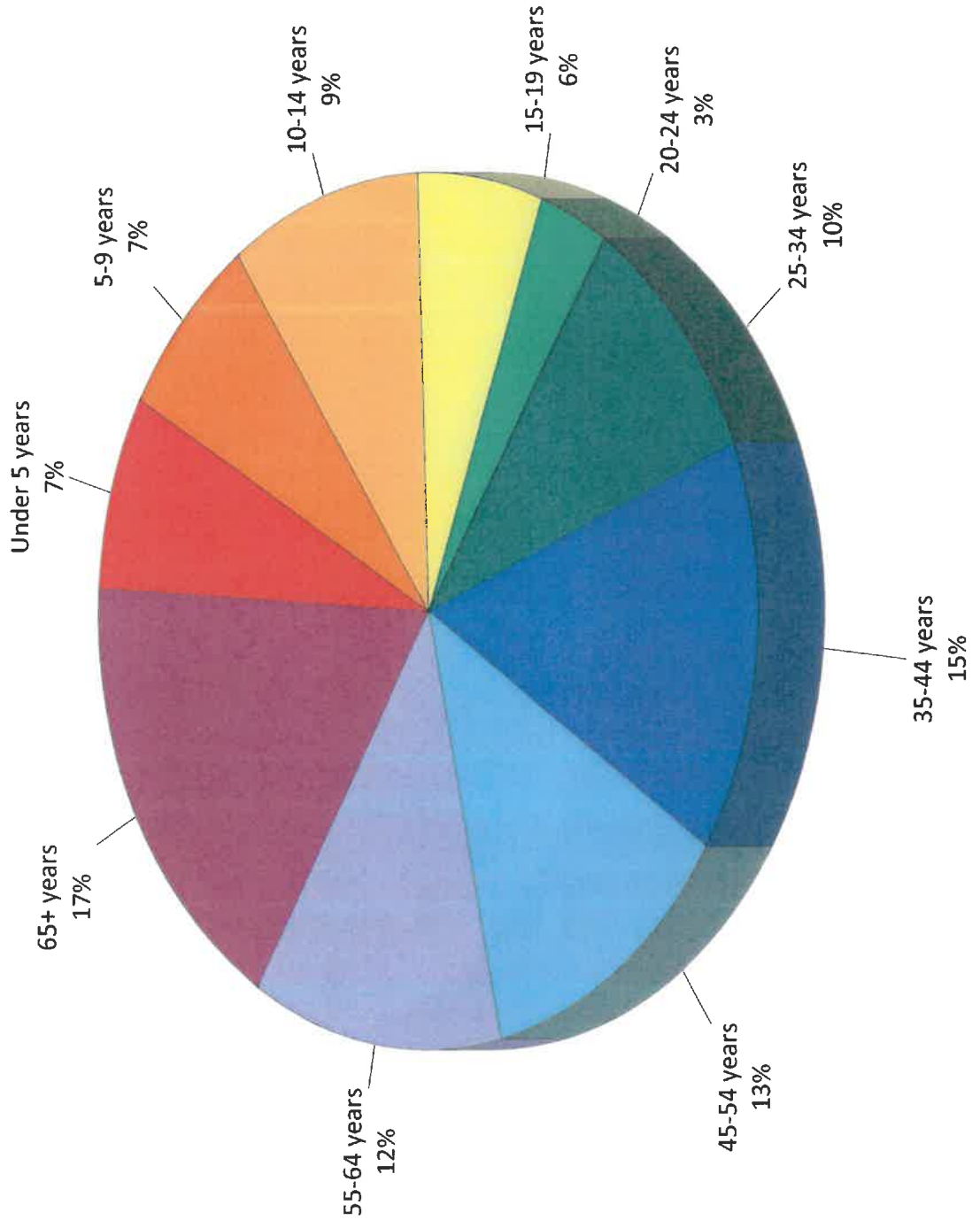
Q19. What is your race/ethnicity?

by percentage of respondents



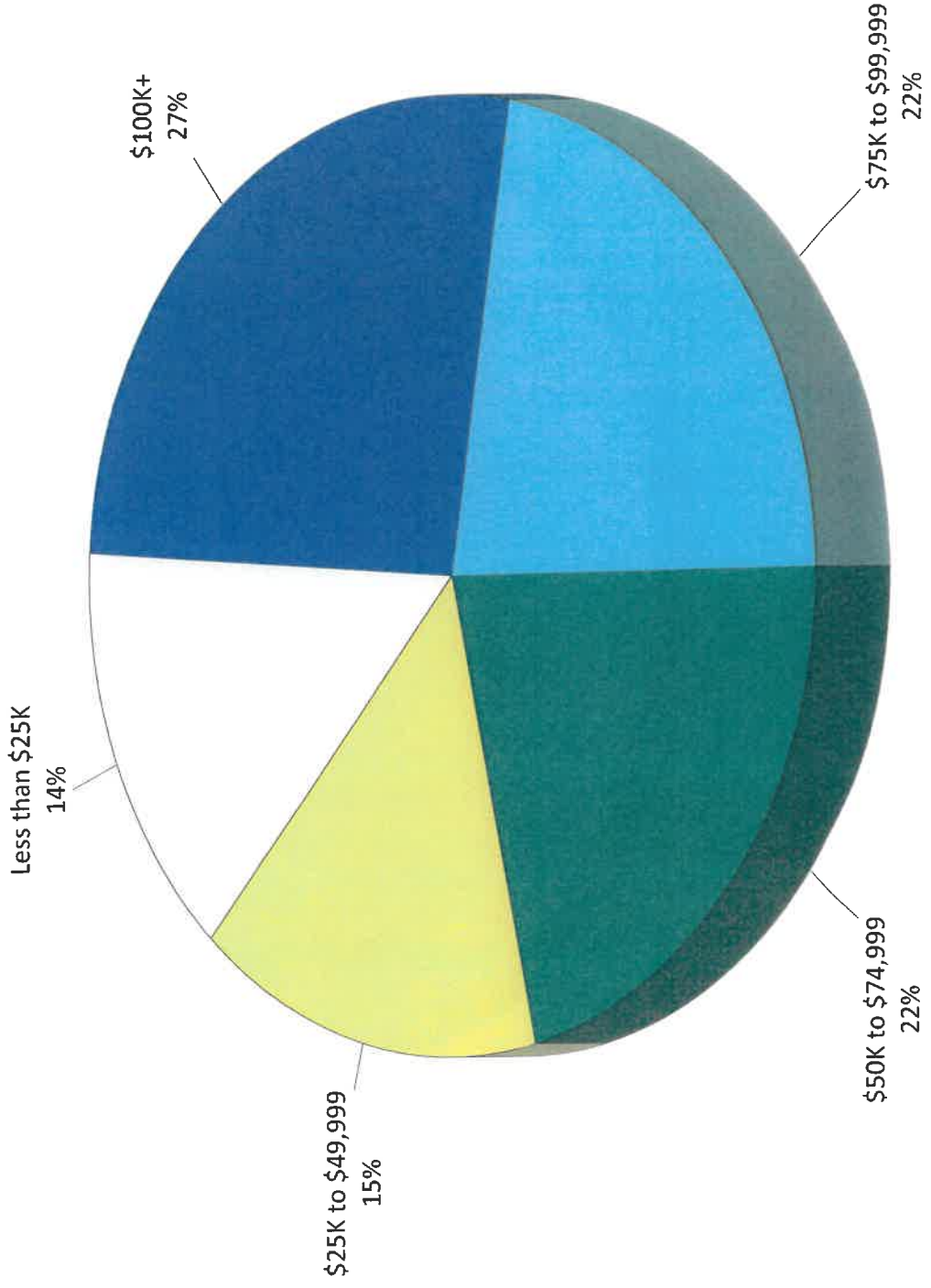
Q20. Counting yourself, how many people in your household are...

by percentage of persons in household




Q21. What is your annual household income?

by percentage of respondents (excluding "choose not to respond")




Q22. Are you a full-time student at Georgetown College?

by percentage of respondents



Q23. Are you or any members of your household pass holders of the Pavilion?

by percentage of respondents





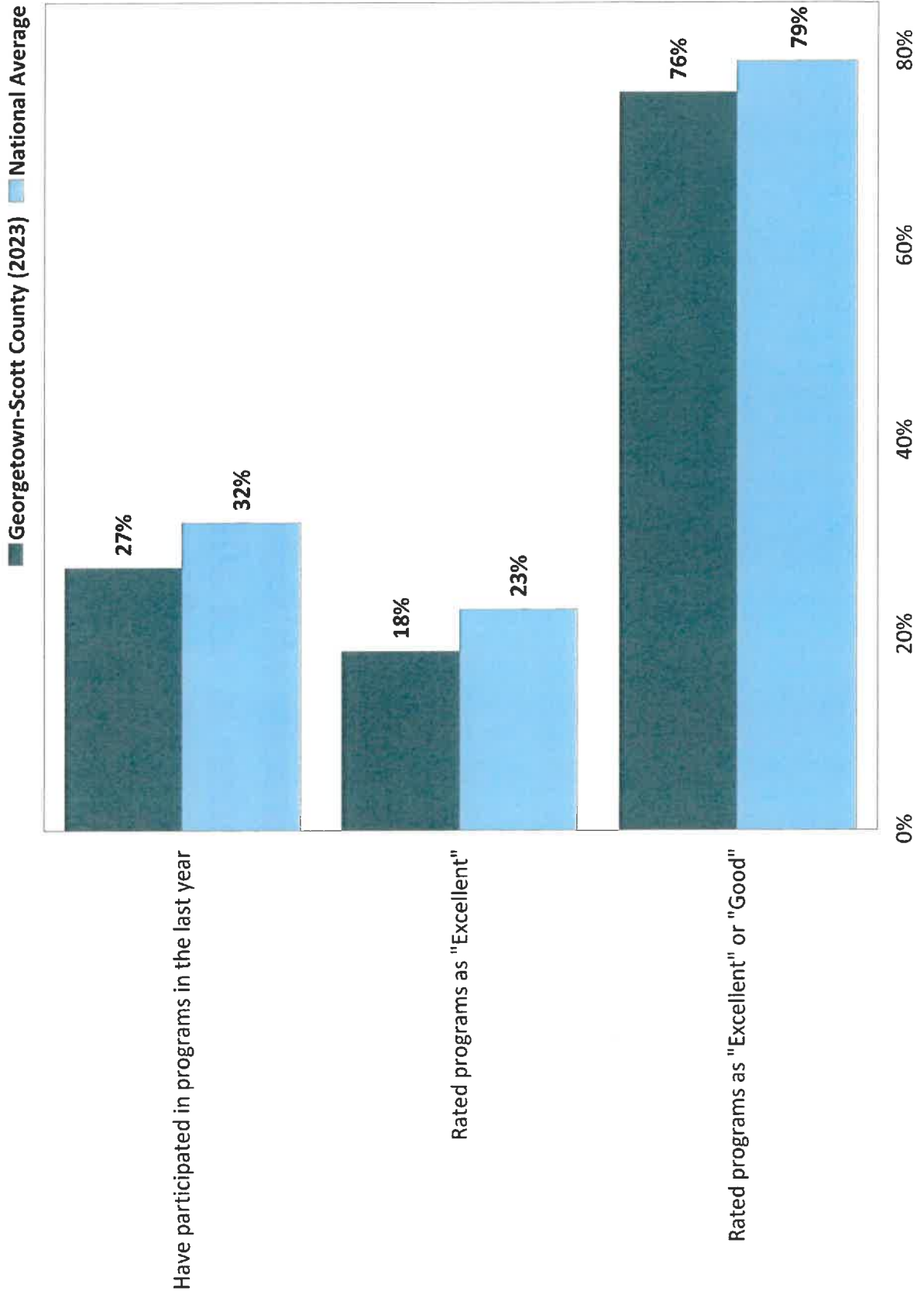
National Benchmarks

National Benchmarks

Note: The benchmarking data contained in this report is protected intellectual property. Any reprint or reproduction of the benchmarking information in this report by persons or organizations not directly affiliated with Georgetown-Scott Parks and Recreation is not authorized without written consent from ETC Institute.

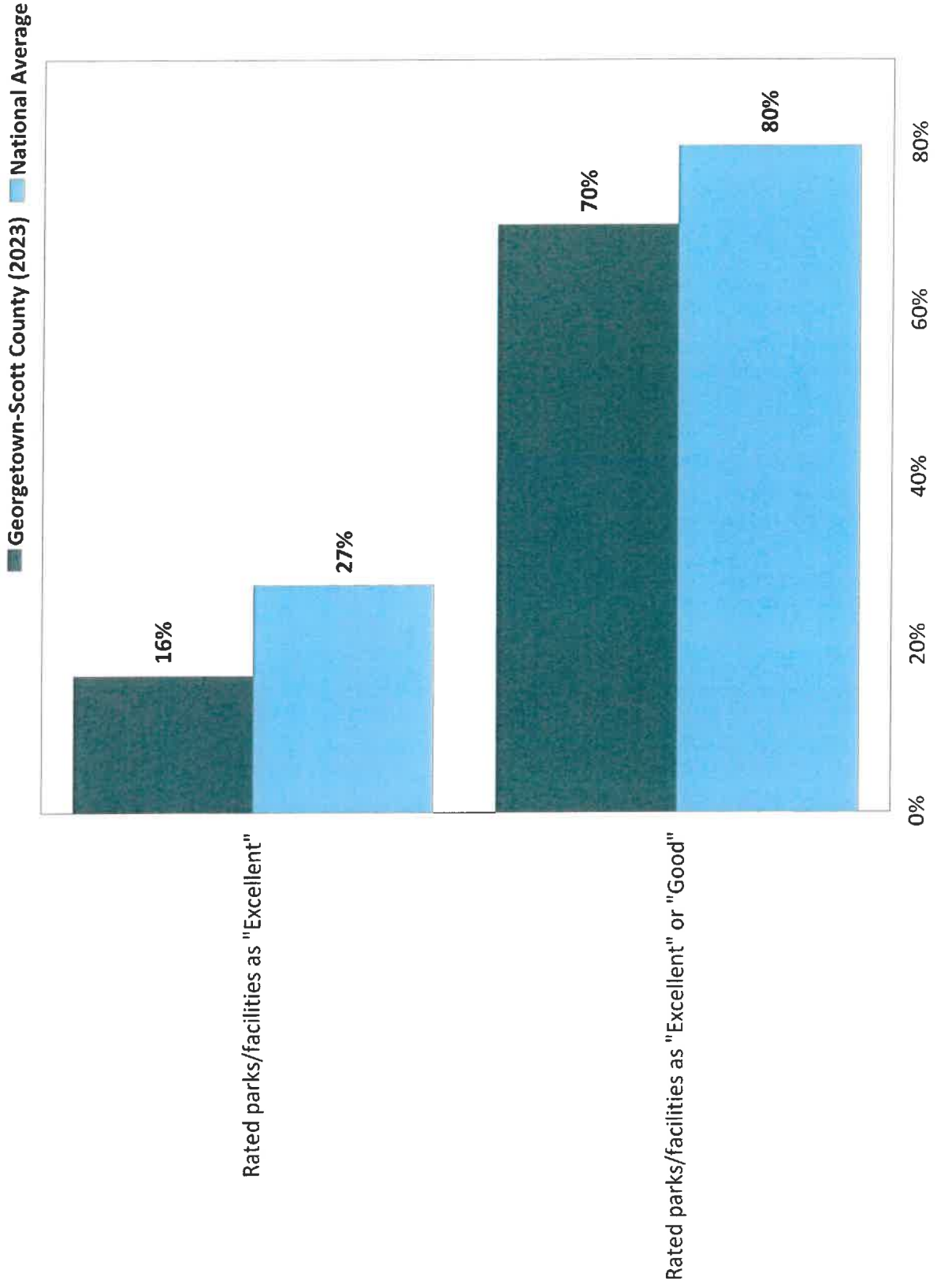
Use of Recreation Programs

by percentage of respondents



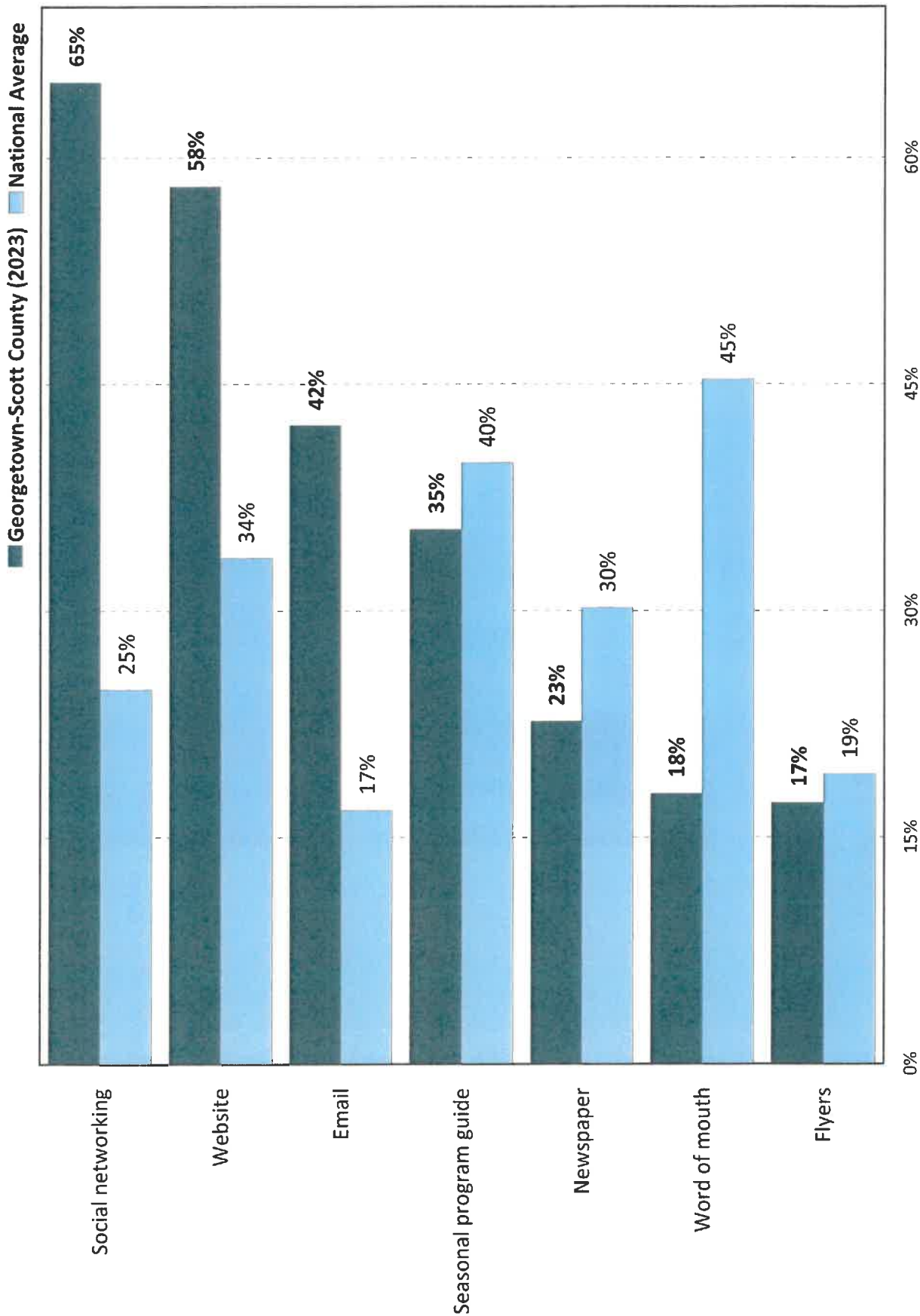
Quality of Parks/Facilities

by percentage of respondents



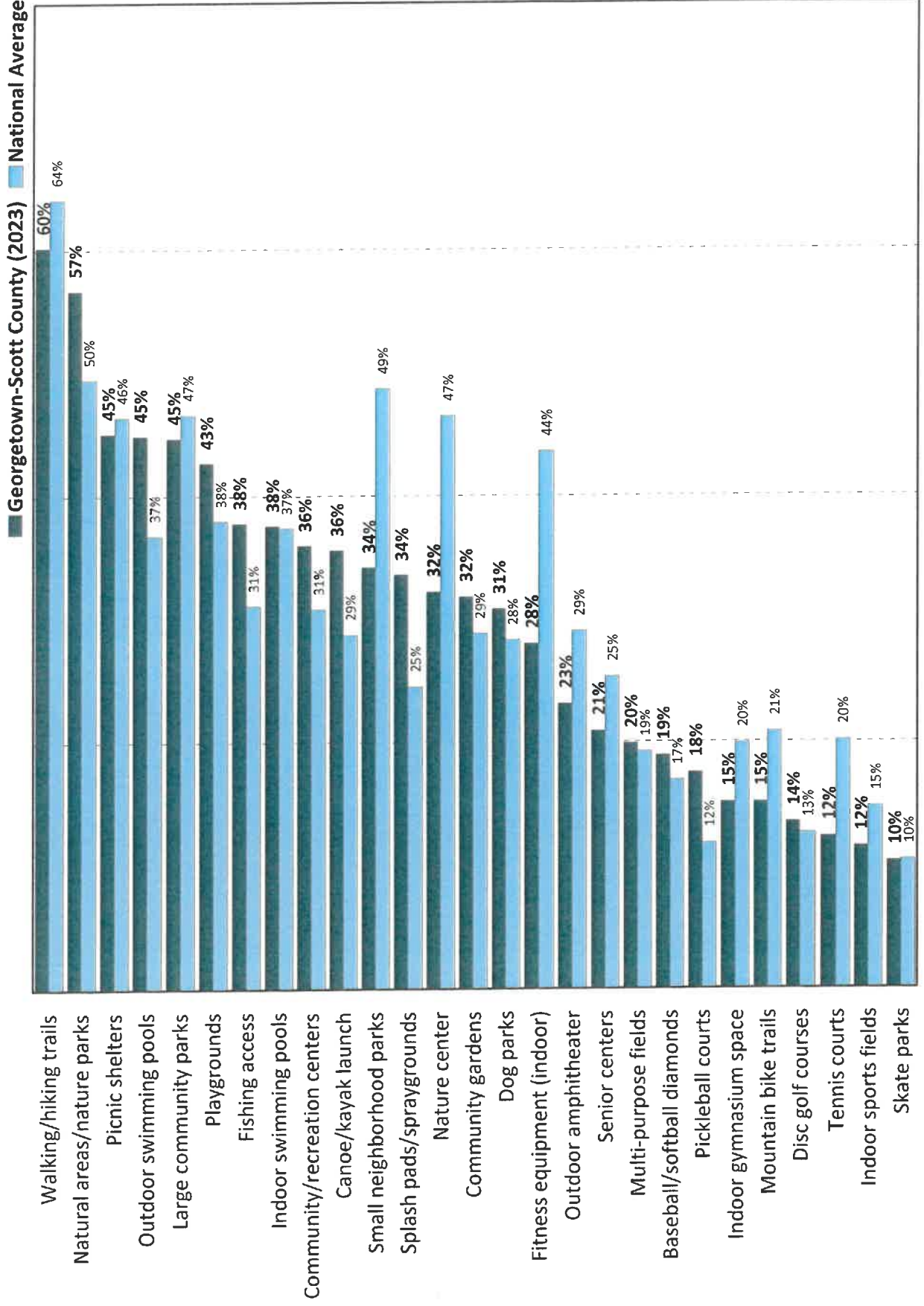
Sources Used for Information about Parks and Recreation

by % of respondents



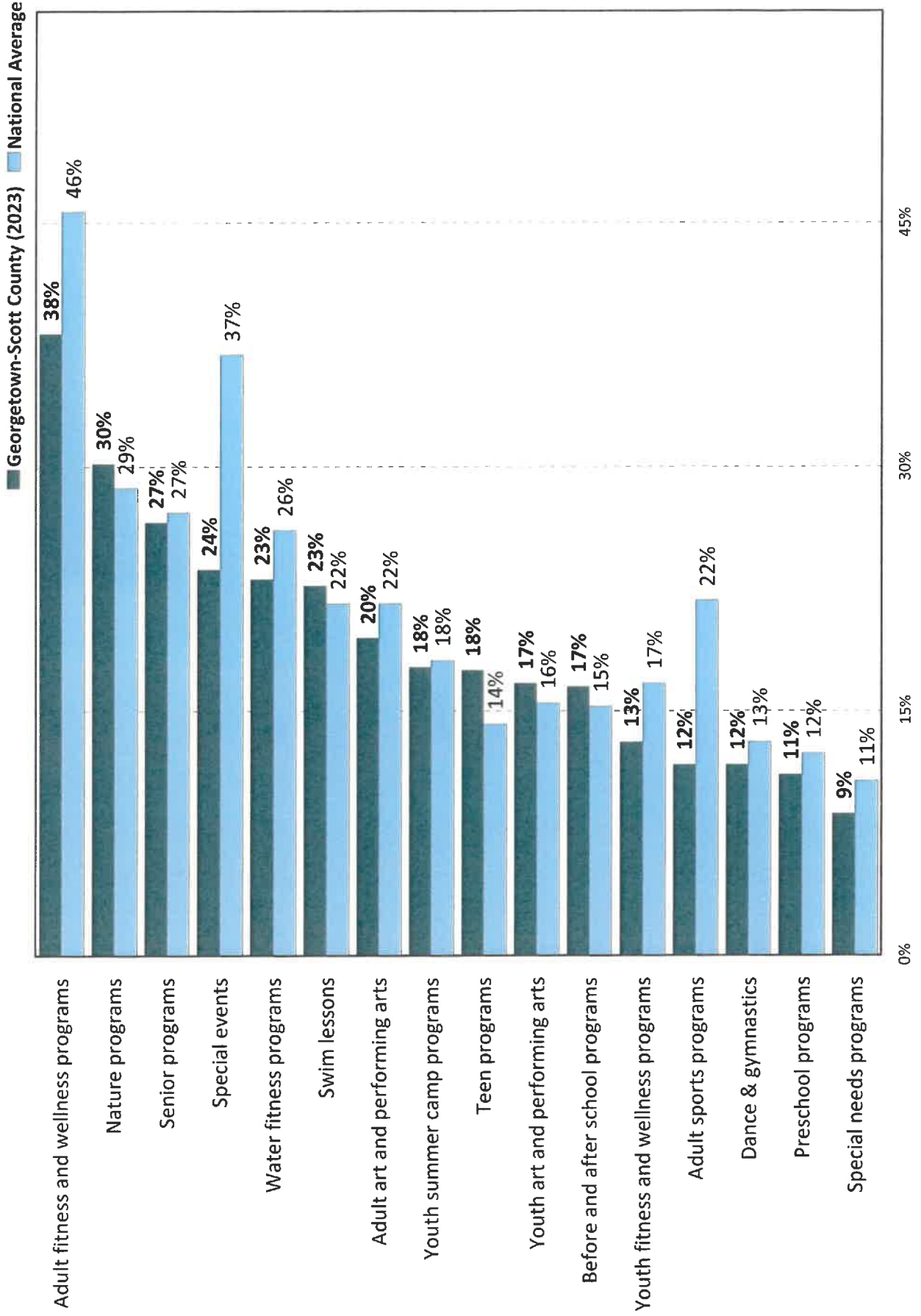
Respondents with Need for Facilities and Amenities

by percentage of respondents

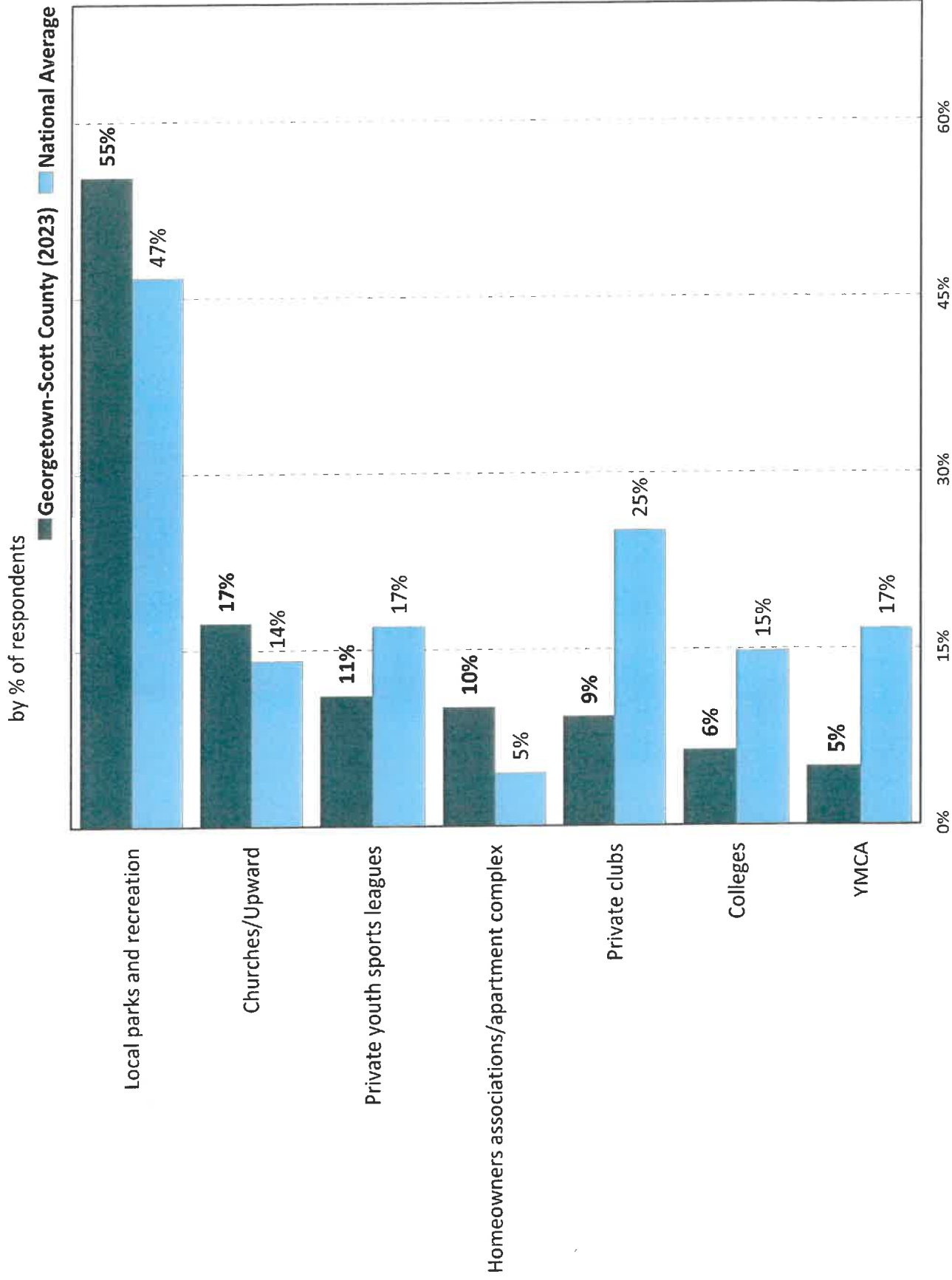


Respondents with Need for Recreation Programs

by percentage of respondents



Organizations Used for Recreation



4

Tabular Data

 Georgetown-Scott County Parks and Recreation Needs Assessment Survey Results

Q1. Approximately how often did you or members of your household visit Georgetown-Scott County parks and facilities during the past year?

Q1. How often did your household visit Georgetown-Scott County parks & facilities during past year

	Number	Percent
1 to 5 visits	118	23.5 %
6 to 10 visits	81	16.1 %
11-19 visits	57	11.3 %
20+ visits	207	41.2 %
Did not visit	32	6.4 %
Don't know	8	1.6 %
Total	503	100.0 %

WITHOUT DON'T KNOW
Q1. Approximately how often did you or members of your household visit Georgetown-Scott County parks and facilities during the past year? (without "don't know")

Q1. How often did your household visit Georgetown-Scott County parks & facilities during past year

	Number	Percent
1 to 5 visits	118	23.8 %
6 to 10 visits	81	16.4 %
11-19 visits	57	11.5 %
20+ visits	207	41.8 %
Did not visit	32	6.5 %
Total	495	100.0 %

 Georgetown-Scott County Parks and Recreation Needs Assessment Survey Results

Q2. From the following list, please check ALL of the parks and recreation facilities that you or members of your household have visited in the past 12 months.

Q2. All parks & recreation facilities your household has visited in past 12 months	Number	Percent
Brooking Park (formerly Scott Co. Park & Fair Grounds)	306	66.1 %
Cardome Park (Boat Ramp)	86	18.6 %
Eagle Creek Park (Sadieville-Boat Ramp)	16	3.5 %
Ed Davis Park	42	9.1 %
Ed Davis Learning Center	31	6.7 %
Finley Park	12	2.6 %
Lisle Road Soccer Complex	75	16.2 %
Lower Great Crossing Park	179	38.7 %
Marshall Park	93	20.1 %
Oser Landing Park	39	8.4 %
Oxford Park	53	11.4 %
Peninsula Park	31	6.7 %
Royal Springs Park	110	23.8 %
Scott County Community Park (Mefford Farm)	66	14.3 %
The Pavilion	242	52.3 %
Playground/Skate Park at the Pavilion	81	17.5 %
Suffoletta Park	105	22.7 %
Suffoletta Family Aquatic Center	130	28.1 %
Buffalo Springs Park (Stamping Round)	45	9.7 %
Cecil Doan Park (Sadieville)	11	2.4 %
Reservoir Park	34	7.3 %
Upper Great Crossing Park (Fields)	105	22.7 %
Yuko-en on the Elkhorn Park	172	37.1 %
Total	2064	

 Georgetown-Scott County Parks and Recreation Needs Assessment Survey Results

Q3. Which THREE of the facilities from the list in Question 2 did you visit the most in the last 12 months?

<u>Q3. Top choice</u>	<u>Number</u>	<u>Percent</u>
Brooking Park (formerly Scott Co. Park & Fair Grounds)	126	27.2 %
Cardome Park (Boat Ramp)	11	2.4 %
Eagle Creek Park (Sadieville-Boat Ramp)	3	0.6 %
Ed Davis Park	3	0.6 %
Ed Davis Learning Center	1	0.2 %
Lisle Road Soccer Complex	21	4.5 %
Lower Great Crossing Park	46	9.9 %
Marshall Park	35	7.6 %
Oser Landing Park	2	0.4 %
Oxford Park	6	1.3 %
Peninsula Park	9	1.9 %
Royal Springs Park	9	1.9 %
Scott County Community Park (Mefford Farm)	15	3.2 %
The Pavilion	82	17.7 %
Playground/Skate Park at the Pavilion	15	3.2 %
Suffoletta Park	12	2.6 %
Suffoletta Family Aquatic Center	13	2.8 %
Buffalo Springs Park (Stamping Round)	4	0.9 %
Cecil Doan Park (Sadieville)	2	0.4 %
Reservoir Park	12	2.6 %
Upper Great Crossing Park (Fields)	10	2.2 %
Yuko-en on the Elkhorn Park	15	3.2 %
None chosen	11	2.4 %
Total	463	100.0 %

 Georgetown-Scott County Parks and Recreation Needs Assessment Survey Results

Q3. Which THREE of the facilities from the list in Question 2 did you visit the most in the last 12 months?

<u>Q3. 2nd choice</u>	<u>Number</u>	<u>Percent</u>
Brooking Park (formerly Scott Co. Park & Fair Grounds)	86	18.6 %
Cardome Park (Boat Ramp)	14	3.0 %
Ed Davis Park	6	1.3 %
Ed Davis Learning Center	4	0.9 %
Finley Park	1	0.2 %
Lisle Road Soccer Complex	10	2.2 %
Lower Great Crossing Park	33	7.1 %
Marshall Park	18	3.9 %
Oser Landing Park	13	2.8 %
Oxford Park	12	2.6 %
Peninsula Park	2	0.4 %
Royal Springs Park	11	2.4 %
Scott County Community Park (Mefford Farm)	15	3.2 %
The Pavilion	47	10.2 %
Playground/Skate Park at the Pavilion	14	3.0 %
Suffoletta Park	16	3.5 %
Suffoletta Family Aquatic Center	22	4.8 %
Buffalo Springs Park (Stamping Round)	7	1.5 %
Cecil Doan Park (Sadieville)	2	0.4 %
Reservoir Park	6	1.3 %
Upper Great Crossing Park (Fields)	26	5.6 %
Yuko-en on the Elkhorn Park	27	5.8 %
<u>None chosen</u>	<u>71</u>	<u>15.3 %</u>
Total	463	100.0 %

 Georgetown-Scott County Parks and Recreation Needs Assessment Survey Results

Q3. Which THREE of the facilities from the list in Question 2 did you visit the most in the last 12 months?

<u>Q3. 3rd choice</u>	<u>Number</u>	<u>Percent</u>
Brooking Park (formerly Scott Co. Park & Fair Grounds)	41	8.9 %
Cardome Park (Boat Ramp)	9	1.9 %
Eagle Creek Park (Sadieville-Boat Ramp)	2	0.4 %
Ed Davis Park	5	1.1 %
Ed Davis Learning Center	5	1.1 %
Finley Park	2	0.4 %
Lisle Road Soccer Complex	12	2.6 %
Lower Great Crossing Park	32	6.9 %
Marshall Park	11	2.4 %
Oser Landing Park	5	1.1 %
Oxford Park	7	1.5 %
Peninsula Park	5	1.1 %
Royal Springs Park	18	3.9 %
Scott County Community Park (Mefford Farm)	10	2.2 %
The Pavilion	36	7.8 %
Playground/Skate Park at the Pavilion	11	2.4 %
Suffoletta Park	13	2.8 %
Suffoletta Family Aquatic Center	24	5.2 %
Buffalo Springs Park (Stamping Round)	4	0.9 %
Cecil Doan Park (Sadieville)	3	0.6 %
Reservoir Park	4	0.9 %
Upper Great Crossing Park (Fields)	15	3.2 %
Yuko-en on the Elkhorn Park	30	6.5 %
None chosen	159	34.3 %
Total	463	100.0 %

 Georgetown-Scott County Parks and Recreation Needs Assessment Survey Results

SUM OF TOP 3 CHOICES**Q3. Which THREE of the facilities from the list in Question 2 did you visit the most in the last 12 months? (top 3)**

Q3. Sum of Top 3 Choices	Number	Percent
Brooking Park (formerly Scott Co. Park & Fair Grounds)	253	54.6 %
Cardome Park (Boat Ramp)	34	7.3 %
Eagle Creek Park (Sadieville-Boat Ramp)	5	1.1 %
Ed Davis Park	14	3.0 %
Ed Davis Learning Center	10	2.2 %
Finley Park	3	0.6 %
Lisle Road Soccer Complex	43	9.3 %
Lower Great Crossing Park	111	24.0 %
Marshall Park	64	13.8 %
Oser Landing Park	20	4.3 %
Oxford Park	25	5.4 %
Peninsula Park	16	3.5 %
Royal Springs Park	38	8.2 %
Scott County Community Park (Mefford Farm)	40	8.6 %
The Pavilion	165	35.6 %
Playground/Skate Park at the Pavilion	40	8.6 %
Suffoletta Park	41	8.9 %
Suffoletta Family Aquatic Center	59	12.7 %
Buffalo Springs Park (Stamping Round)	15	3.2 %
Cecil Doan Park (Sadieville)	7	1.5 %
Reservoir Park	22	4.8 %
Upper Great Crossing Park (Fields)	51	11.0 %
Yuko-en on the Elkhorn Park	72	15.6 %
None chosen	11	2.4 %
Total	1159	

 Georgetown-Scott County Parks and Recreation Needs Assessment Survey Results

Q4. Overall, how would you rate the physical condition of ALL the Georgetown-Scott County parks and facilities you have visited?

Q4. How would you rate physical condition of all Georgetown-Scott County parks & facilities

	Number	Percent
Excellent	75	16.2 %
Good	246	53.1 %
Fair	104	22.5 %
Poor	31	6.7 %
Not provided	7	1.5 %
Total	463	100.0 %

WITHOUT NOT PROVIDED
Q4. Overall, how would you rate the physical condition of ALL the Georgetown-Scott County parks and facilities you have visited? (without "not provided")

Q4. How would you rate physical condition of all Georgetown-Scott County parks & facilities

	Number	Percent
Excellent	75	16.4 %
Good	246	53.9 %
Fair	104	22.8 %
Poor	31	6.8 %
Total	456	100.0 %

 Georgetown-Scott County Parks and Recreation Needs Assessment Survey Results

Q5. Have you or other members of your household participated in any recreational programs offered by Georgetown-Scott County Parks and Recreation Department over the past 12 months?

Q5. Have you participated in any County recreational programs over past 12 months	Number	Percent
Yes	136	27.0 %
No	367	73.0 %
Total	503	100.0 %

Q5a. How would you rate the quality of these programs?

Q5a. How would you rate the quality of these programs?	Number	Percent
Excellent	25	18.4 %
Good	78	57.4 %
Fair	30	22.1 %
Poor	3	2.2 %
Total	136	100.0 %

 Georgetown-Scott County Parks and Recreation Needs Assessment Survey Results

Q6. For each of the following functions that could be performed by the Georgetown-Scott County Parks and Recreation Department, please indicate if you feel the function is very important, somewhat important, not important, or not sure.

(N=503)

	Very important	Somewhat important	Not important	Not sure
Q6-1. Providing places for outdoor sports programs	66.2%	24.9%	4.6%	4.4%
Q6-2. Providing places for indoor recreation & fitness activities	60.8%	31.2%	6.2%	1.8%
Q6-3. Providing programs for residents of all ages & families	78.1%	18.3%	1.6%	2.0%
Q6-4. Operating & maintaining parks & facilities	90.9%	7.4%	0.2%	1.6%
Q6-5. Allocating resources equally to different parts of the community	61.0%	28.4%	6.0%	4.6%
Q6-6. Providing trails & linear parks	56.9%	31.0%	8.2%	4.0%
Q6-7. Providing places for cultural programs (e.g., theater, arts, dance)	37.0%	41.4%	16.3%	5.4%
Q6-8. Providing programs for specific ages (e.g., seniors, teens)	54.1%	36.2%	6.2%	3.6%
Q6-9. Preserving the environment & providing open space/ green space	73.8%	20.3%	2.6%	3.4%

 Georgetown-Scott County Parks and Recreation Needs Assessment Survey Results

Q7. Which THREE of the functions listed in Question 6 do you think should be most important for Georgetown-Scott County Parks and Recreation to provide?

<u>Q7. Top choice</u>	<u>Number</u>	<u>Percent</u>
Providing places for outdoor sports programs	76	15.1 %
Providing places for indoor recreation & fitness activities	42	8.3 %
Providing programs for residents of all ages & families	86	17.1 %
Operating & maintaining parks & facilities	102	20.3 %
Allocating resources equally to different parts of the community	14	2.8 %
Providing trails & linear parks	52	10.3 %
Providing places for cultural programs (e.g., theater, arts, dance)	10	2.0 %
Providing programs for specific ages (e.g., seniors, teens)	32	6.4 %
Preserving the environment & providing open space/green space	78	15.5 %
None chosen	11	2.2 %
Total	503	100.0 %

Q7. Which THREE of the functions listed in Question 6 do you think should be most important for Georgetown-Scott County Parks and Recreation to provide?

<u>Q7. 2nd choice</u>	<u>Number</u>	<u>Percent</u>
Providing places for outdoor sports programs	48	9.5 %
Providing places for indoor recreation & fitness activities	56	11.1 %
Providing programs for residents of all ages & families	61	12.1 %
Operating & maintaining parks & facilities	94	18.7 %
Allocating resources equally to different parts of the community	41	8.2 %
Providing trails & linear parks	62	12.3 %
Providing places for cultural programs (e.g., theater, arts, dance)	26	5.2 %
Providing programs for specific ages (e.g., seniors, teens)	39	7.8 %
Preserving the environment & providing open space/green space	53	10.5 %
None chosen	23	4.6 %
Total	503	100.0 %

 Georgetown-Scott County Parks and Recreation Needs Assessment Survey Results

Q7. Which THREE of the functions listed in Question 6 do you think should be most important for Georgetown-Scott County Parks and Recreation to provide?

<u>Q7. 3rd choice</u>	<u>Number</u>	<u>Percent</u>
Providing places for outdoor sports programs	53	10.5 %
Providing places for indoor recreation & fitness activities	55	10.9 %
Providing programs for residents of all ages & families	68	13.5 %
Operating & maintaining parks & facilities	65	12.9 %
Allocating resources equally to different parts of the community	41	8.2 %
Providing trails & linear parks	46	9.1 %
Providing places for cultural programs (e.g., theater, arts, dance)	29	5.8 %
Providing programs for specific ages (e.g., seniors, teens)	33	6.6 %
Preserving the environment & providing open space/green space	72	14.3 %
None chosen	41	8.2 %
Total	503	100.0 %

SUM OF TOP 3 CHOICES
Q7. Which THREE of the functions listed in Question 6 do you think should be most important for Georgetown-Scott County Parks and Recreation to provide? (top 3)

<u>Q7. Sum of Top 3 Choices</u>	<u>Number</u>	<u>Percent</u>
Providing places for outdoor sports programs	177	35.2 %
Providing places for indoor recreation & fitness activities	153	30.4 %
Providing programs for residents of all ages & families	215	42.7 %
Operating & maintaining parks & facilities	261	51.9 %
Allocating resources equally to different parts of the community	96	19.1 %
Providing trails & linear parks	160	31.8 %
Providing places for cultural programs (e.g., theater, arts, dance)	65	12.9 %
Providing programs for specific ages (e.g., seniors, teens)	104	20.7 %
Preserving the environment & providing open space/green space	203	40.4 %
None chosen	11	2.2 %
Total	1445	

 Georgetown-Scott County Parks and Recreation Needs Assessment Survey Results

Q8. From the following list, please check ALL the organizations that you and members of your household use for parks and recreation programs and facilities.

Q8. All the organizations your household uses for parks & recreation programs & facilities	Number	Percent
Private schools	22	4.4 %
Churches/Upward	87	17.3 %
Private youth sports leagues	56	11.1 %
YMCA	25	5.0 %
School district	116	23.1 %
Georgetown-Scott County Parks & Recreation	278	55.3 %
Organized sports organizations (SCYB, SCSC, GFC, SCYF, GFV, Stingrays, JOAD Archery, Georgetown Cricket Club, etc.)	121	24.1 %
Private clubs (tennis, health & fitness)	47	9.3 %
Neighboring cities/counties/state parks	137	27.2 %
Georgetown College	32	6.4 %
Homeowners associations/apartment complex	51	10.1 %
Other	17	3.4 %
None, do not use any organizations	108	21.5 %
Total	1097	

Georgetown-Scott County Parks and Recreation Needs Assessment Survey Results

Q9. From the list in Question 8, which TWO organizations do you and your household USE THE MOST for recreation and parks programs and facilities?

<u>Q9. Top choice</u>	<u>Number</u>	<u>Percent</u>
Private schools	4	0.8 %
Churches/Upward	27	5.4 %
Private youth sports leagues	15	3.0 %
YMCA	5	1.0 %
School district	36	7.2 %
Georgetown-Scott County Parks & Recreation	151	30.0 %
Organized sports organizations (SCYB, SCSC, GFC, SCYF, GFV, Stingrays, JOAD Archery, Georgetown Cricket Club, etc.)	69	13.7 %
Private clubs (tennis, health & fitness)	16	3.2 %
Neighboring cities/counties/state parks	33	6.6 %
Georgetown College	5	1.0 %
Homeowners associations/apartment complex	10	2.0 %
None chosen	132	26.2 %
Total	503	100.0 %

Q9. From the list in Question 8, which TWO organizations do you and your household USE THE MOST for recreation and parks programs and facilities?

<u>Q9. 2nd choice</u>	<u>Number</u>	<u>Percent</u>
Private schools	4	0.8 %
Churches/Upward	17	3.4 %
Private youth sports leagues	10	2.0 %
YMCA	5	1.0 %
School district	45	8.9 %
Georgetown-Scott County Parks & Recreation	73	14.5 %
Organized sports organizations (SCYB, SCSC, GFC, SCYF, GFV, Stingrays, JOAD Archery, Georgetown Cricket Club, etc.)	22	4.4 %
Private clubs (tennis, health & fitness)	17	3.4 %
Neighboring cities/counties/state parks	48	9.5 %
Georgetown College	12	2.4 %
Homeowners associations/apartment complex	13	2.6 %
None chosen	237	47.1 %
Total	503	100.0 %

 Georgetown-Scott County Parks and Recreation Needs Assessment Survey Results

SUM OF TOP 2 CHOICES

Q9. From the list in Question 8, which TWO organizations do you and your household USE THE MOST for recreation and parks programs and facilities? (top 2)

<u>Q9. Sum of Top 2 Choices</u>	<u>Number</u>	<u>Percent</u>
Private schools	8	1.6 %
Churches/Upward	44	8.7 %
Private youth sports leagues	25	5.0 %
YMCA	10	2.0 %
School district	81	16.1 %
Georgetown-Scott County Parks & Recreation	224	44.5 %
Organized sports organizations (SCYB, SCSC, GFC, SCYF, GFV, Stingrays, JOAD Archery, Georgetown Cricket Club, etc.)	91	18.1 %
Private clubs (tennis, health & fitness)	33	6.6 %
Neighboring cities/counties/state parks	81	16.1 %
Georgetown College	17	3.4 %
Homeowners associations/apartment complex	23	4.6 %
None chosen	132	26.2 %
Total	769	

 Georgetown-Scott County Parks and Recreation Needs Assessment Survey Results

Q10. Please indicate whether you or your household members currently use each facility (or would like to use if available).

(N=503)

	Yes	No
Q10-1. Basketball courts (outdoor)	17.9%	82.1%
Q10-2. Canoe/kayak launch	35.6%	64.4%
Q10-3. Community gardens	31.8%	68.2%
Q10-4. Community/recreation centers	36.0%	64.0%
Q10-5. Disc golf courses	13.5%	86.5%
Q10-6. Dog parks (off-leash)	30.8%	69.2%
Q10-7. Fields-baseball/softball diamonds	18.9%	81.1%
Q10-8. Fields-multipurpose (soccer/lacrosse/football/etc.)	19.9%	80.1%
Q10-9. Field-indoor multipurpose fields	11.5%	88.5%
Q10-10. Fishing access	37.8%	62.2%
Q10-11. Fitness equipment/obstacle course (outdoor)	24.3%	75.7%
Q10-12. Fitness equipment (indoor)	28.0%	72.0%
Q10-13. Gymnasium/court space (indoor)	15.1%	84.9%
Q10-14. Large community parks	44.7%	55.3%
Q10-15. Natural areas/nature parks	56.7%	43.3%
Q10-16. Nature center	32.2%	67.8%
Q10-17. Pickleball courts	17.5%	82.5%
Q10-18. Picnic shelters/picnic areas	45.1%	54.9%
Q10-19. Playgrounds	42.7%	57.3%
Q10-20. Senior centers	20.9%	79.1%

 Georgetown-Scott County Parks and Recreation Needs Assessment Survey Results

Q10. Please indicate whether you or your household members currently use each facility (or would like to use if available).

	Yes	No
Q10-21. Skate parks	10.3%	89.7%
Q10-22. Small neighborhood parks	34.2%	65.8%
Q10-23. Splash pads/spraygrounds	33.6%	66.4%
Q10-24. Special needs facilities	13.7%	86.3%
Q10-25. Stage or amphitheater (outdoor)	23.1%	76.9%
Q10-26. Swimming pools (indoor)	37.6%	62.4%
Q10-27. Swimming pools/aquatic centers (outdoor)	44.9%	55.1%
Q10-28. Tennis courts	12.3%	87.7%
Q10-29. Trails-mountain biking	15.1%	84.9%
Q10-30. Trails-multiuse	37.0%	63.0%
Q10-31. Trails-walking/hiking	60.2%	39.8%
Q10-32. Volleyball courts	9.1%	90.9%
Q10-33. Other	4.4%	95.6%

Georgetown-Scott County Parks and Recreation Needs Assessment Survey Results

Q10. If "yes," please identify what type of investment you would like to see in Georgetown and Scott County.

(N=495)

	Revitalization/upgrades to existing	New development	Both	No investment needed
Q10-1. Basketball courts (outdoor)	33.7%	22.9%	36.1%	7.2%
Q10-2. Canoe/kayak launch	32.3%	22.2%	33.5%	12.0%
Q10-3. Community gardens	23.0%	37.2%	35.8%	4.1%
Q10-4. Community/recreation centers	37.3%	22.8%	33.5%	6.3%
Q10-5. Disc golf courses	6.2%	72.3%	10.8%	10.8%
Q10-6. Dog parks (off-leash)	24.5%	27.3%	33.6%	14.7%
Q10-7. Fields-baseball/softball diamonds	38.6%	14.5%	41.0%	6.0%
Q10-8. Fields-multipurpose (soccer/lacrosse/football/etc.)	38.6%	11.4%	34.1%	15.9%
Q10-9. Field-indoor multipurpose fields	9.6%	42.3%	40.4%	7.7%
Q10-10. Fishing access	30.4%	19.9%	34.5%	15.2%
Q10-11. Fitness equipment/obstacle course (outdoor)	9.1%	65.5%	22.7%	2.7%
Q10-12. Fitness equipment (indoor)	33.3%	19.2%	31.7%	15.8%
Q10-13. Gymnasium/court space (indoor)	27.1%	22.0%	32.2%	18.6%
Q10-14. Large community parks	36.5%	16.8%	37.6%	9.1%
Q10-15. Natural areas/nature parks	21.2%	33.3%	38.0%	7.5%
Q10-16. Nature center	11.5%	54.0%	31.7%	2.9%
Q10-17. Pickleball courts	10.4%	63.6%	22.1%	3.9%
Q10-18. Picnic shelters/picnic areas	43.7%	16.2%	29.4%	10.7%
Q10-19. Playgrounds	39.4%	12.2%	39.9%	8.5%
Q10-20. Senior centers	22.5%	29.2%	40.4%	7.9%

 Georgetown-Scott County Parks and Recreation Needs Assessment Survey Results

Q10. If "yes," please identify what type of investment you would like to see in Georgetown and Scott County.

	Revitalization/upgrades to existing	New development	Both	No investment needed
Q10-21. Skate parks	26.0%	26.0%	44.0%	4.0%
Q10-22. Small neighborhood parks	18.8%	35.1%	37.7%	8.4%
Q10-23. Splash pads/spraygrounds	16.6%	56.7%	23.6%	3.2%
Q10-24. Special needs facilities	12.9%	53.2%	30.6%	3.2%
Q10-25. Stage or amphitheater (outdoor)	10.7%	68.0%	19.4%	1.9%
Q10-26. Swimming pools (indoor)	34.9%	24.9%	24.3%	16.0%
Q10-27. Swimming pools/aquatic centers (outdoor)	26.7%	31.7%	32.2%	9.4%
Q10-28. Tennis courts	38.8%	10.2%	26.5%	24.5%
Q10-29. Trails-mountain biking	7.0%	46.5%	26.8%	19.7%
Q10-30. Trails-multiuse	16.1%	37.5%	37.5%	8.9%
Q10-31. Trails-walking/hiking	16.1%	40.1%	35.8%	8.0%
Q10-32. Volleyball courts	10.5%	44.7%	23.7%	21.1%
Q10-33. Other	21.1%	47.4%	26.3%	5.3%

Georgetown-Scott County Parks and Recreation Needs Assessment Survey Results

Q11. Which FOUR of the facilities from the list in Question 10 are most important to your household?

<u>Q11. Top choice</u>	<u>Number</u>	<u>Percent</u>
Basketball courts (outdoor)	8	1.6 %
Canoe/kayak launch	20	4.0 %
Community gardens	12	2.4 %
Community/recreation centers	11	2.2 %
Disc golf courses	2	0.4 %
Dog parks (off-leash)	30	6.0 %
Fields-baseball/softball diamonds	31	6.2 %
Fields-multipurpose (soccer/lacrosse/football/etc.)	21	4.2 %
Field-indoor multipurpose fields	3	0.6 %
Fishing access	20	4.0 %
Fitness equipment/obstacle course (outdoor)	5	1.0 %
Fitness equipment (indoor)	11	2.2 %
Gymnasium/court space (indoor)	1	0.2 %
Large community parks	20	4.0 %
Natural areas/nature parks	26	5.2 %
Pickleball courts	13	2.6 %
Picnic shelters/picnic areas	11	2.2 %
Playgrounds	27	5.4 %
Senior centers	14	2.8 %
Skate parks	10	2.0 %
Small neighborhood parks	7	1.4 %
Splash pads/spraygrounds	21	4.2 %
Special needs facilities	2	0.4 %
Stage or amphitheater (outdoor)	10	2.0 %
Swimming pools (indoor)	11	2.2 %
Swimming pools/aquatic centers (outdoor)	36	7.2 %
Tennis courts	4	0.8 %
Trails-mountain biking	4	0.8 %
Trails-multiuse	25	5.0 %
Trails-walking/hiking	59	11.7 %
Volleyball courts	6	1.2 %
None chosen	22	4.4 %
Total	503	100.0 %

 Georgetown-Scott County Parks and Recreation Needs Assessment Survey Results

Q11. Which FOUR of the facilities from the list in Question 10 are most important to your household?

Q11. 2nd choice	Number	Percent
Basketball courts (outdoor)	8	1.6 %
Canoe/kayak launch	19	3.8 %
Community gardens	10	2.0 %
Community/recreation centers	12	2.4 %
Disc golf courses	9	1.8 %
Dog parks (off-leash)	25	5.0 %
Fields-baseball/softball diamonds	7	1.4 %
Fields-multipurpose (soccer/lacrosse/football/etc.)	8	1.6 %
Field-indoor multipurpose fields	6	1.2 %
Fishing access	30	6.0 %
Fitness equipment/obstacle course (outdoor)	12	2.4 %
Fitness equipment (indoor)	12	2.4 %
Gymnasium/court space (indoor)	3	0.6 %
Large community parks	19	3.8 %
Natural areas/nature parks	38	7.6 %
Nature center	5	1.0 %
Pickleball courts	7	1.4 %
Picnic shelters/picnic areas	17	3.4 %
Playgrounds	25	5.0 %
Senior centers	19	3.8 %
Skate parks	4	0.8 %
Small neighborhood parks	11	2.2 %
Splash pads/spraygrounds	20	4.0 %
Special needs facilities	2	0.4 %
Stage or amphitheater (outdoor)	8	1.6 %
Swimming pools (indoor)	17	3.4 %
Swimming pools/aquatic centers (outdoor)	34	6.8 %
Tennis courts	3	0.6 %
Trails-mountain biking	6	1.2 %
Trails-multiuse	17	3.4 %
Trails-walking/hiking	45	8.9 %
None chosen	45	8.9 %
Total	503	100.0 %

Georgetown-Scott County Parks and Recreation Needs Assessment Survey Results

Q11. Which FOUR of the facilities from the list in Question 10 are most important to your household?

<u>Q11. 3rd choice</u>	<u>Number</u>	<u>Percent</u>
Basketball courts (outdoor)	2	0.4 %
Canoe/kayak launch	20	4.0 %
Community gardens	18	3.6 %
Community/recreation centers	12	2.4 %
Disc golf courses	6	1.2 %
Dog parks (off-leash)	10	2.0 %
Fields-baseball/softball diamonds	8	1.6 %
Fields-multipurpose (soccer/lacrosse/football/etc.)	10	2.0 %
Field-indoor multipurpose fields	4	0.8 %
Fishing access	18	3.6 %
Fitness equipment/obstacle course (outdoor)	13	2.6 %
Fitness equipment (indoor)	14	2.8 %
Gymnasium/court space (indoor)	4	0.8 %
Large community parks	16	3.2 %
Natural areas/nature parks	43	8.5 %
Nature center	16	3.2 %
Pickleball courts	7	1.4 %
Picnic shelters/picnic areas	15	3.0 %
Playgrounds	28	5.6 %
Senior centers	8	1.6 %
Skate parks	2	0.4 %
Small neighborhood parks	18	3.6 %
Splash pads/spraygrounds	11	2.2 %
Special needs facilities	5	1.0 %
Stage or amphitheater (outdoor)	15	3.0 %
Swimming pools (indoor)	22	4.4 %
Swimming pools/aquatic centers (outdoor)	23	4.6 %
Tennis courts	2	0.4 %
Trails-mountain biking	2	0.4 %
Trails-multiuse	13	2.6 %
Trails-walking/hiking	38	7.6 %
<u>None chosen</u>	<u>80</u>	<u>15.9 %</u>
Total	503	100.0 %

 Georgetown-Scott County Parks and Recreation Needs Assessment Survey Results

Q11. Which FOUR of the facilities from the list in Question 10 are most important to your household?

Q11. 4th choice	Number	Percent
Basketball courts (outdoor)	11	2.2 %
Canoe/kayak launch	15	3.0 %
Community gardens	13	2.6 %
Community/recreation centers	17	3.4 %
Disc golf courses	2	0.4 %
Dog parks (off-leash)	7	1.4 %
Fields-baseball/softball diamonds	3	0.6 %
Fields-multipurpose (soccer/lacrosse/football/etc.)	7	1.4 %
Field-indoor multipurpose fields	5	1.0 %
Fishing access	14	2.8 %
Fitness equipment/obstacle course (outdoor)	7	1.4 %
Fitness equipment (indoor)	5	1.0 %
Gymnasium/court space (indoor)	6	1.2 %
Large community parks	11	2.2 %
Natural areas/nature parks	33	6.6 %
Nature center	16	3.2 %
Pickleball courts	7	1.4 %
Picnic shelters/picnic areas	20	4.0 %
Playgrounds	15	3.0 %
Senior centers	11	2.2 %
Skate parks	2	0.4 %
Small neighborhood parks	17	3.4 %
Splash pads/spraygrounds	11	2.2 %
Special needs facilities	4	0.8 %
Stage or amphitheater (outdoor)	21	4.2 %
Swimming pools (indoor)	18	3.6 %
Swimming pools/aquatic centers (outdoor)	12	2.4 %
Tennis courts	3	0.6 %
Trails-mountain biking	5	1.0 %
Trails-multiuse	7	1.4 %
Trails-walking/hiking	35	7.0 %
Volleyball courts	1	0.2 %
None chosen	142	28.2 %
Total	503	100.0 %

Georgetown-Scott County Parks and Recreation Needs Assessment Survey Results

SUM OF TOP 4 CHOICES**Q11. Which FOUR of the facilities from the list in Question 10 are most important to your household? (top 4)**

Q11. Sum of Top 4 Choices	Number	Percent
Basketball courts (outdoor)	29	5.8 %
Canoe/kayak launch	74	14.7 %
Community gardens	53	10.5 %
Community/recreation centers	52	10.3 %
Disc golf courses	19	3.8 %
Dog parks (off-leash)	72	14.3 %
Fields-baseball/softball diamonds	49	9.7 %
Fields-multipurpose (soccer/lacrosse/football/etc.)	46	9.1 %
Field-indoor multipurpose fields	18	3.6 %
Fishing access	82	16.3 %
Fitness equipment/obstacle course (outdoor)	37	7.4 %
Fitness equipment (indoor)	42	8.3 %
Gymnasium/court space (indoor)	14	2.8 %
Large community parks	66	13.1 %
Natural areas/nature parks	140	27.8 %
Nature center	37	7.4 %
Pickleball courts	34	6.8 %
Picnic shelters/picnic areas	63	12.5 %
Playgrounds	95	18.9 %
Senior centers	52	10.3 %
Skate parks	18	3.6 %
Small neighborhood parks	53	10.5 %
Splash pads/spraygrounds	63	12.5 %
Special needs facilities	13	2.6 %
Stage or amphitheater (outdoor)	54	10.7 %
Swimming pools (indoor)	68	13.5 %
Swimming pools/aquatic centers (outdoor)	105	20.9 %
Tennis courts	12	2.4 %
Trails-mountain biking	17	3.4 %
Trails-multiuse	62	12.3 %
Trails-walking/hiking	177	35.2 %
Volleyball courts	7	1.4 %
None chosen	22	4.4 %
Total	1745	

 Georgetown-Scott County Parks and Recreation Needs Assessment Survey Results

Q12. Please indicate whether you or household members currently participate in each program (or would like to use if available).

(N=503)

	Yes	No
Q12-1. Adult classes (e.g., art, cooking, gardening)	37.0%	63.0%
Q12-2. Art & performing arts (adult)	19.5%	80.5%
Q12-3. Art & performing arts (youth)	16.7%	83.3%
Q12-4. Before & after school programs	16.5%	83.5%
Q12-5. Bicycle/pedestrian safety programs	8.7%	91.3%
Q12-6. Concerts/art performances	37.6%	62.4%
Q12-7. Dance & gymnastics	11.7%	88.3%
Q12-8. Festivals	51.1%	48.9%
Q12-9. Fishing, canoeing, or boating	40.0%	60.0%
Q12-10. Fitness & wellness programs (adult)	38.2%	61.8%
Q12-11. Fitness & wellness programs (youth)	13.1%	86.9%
Q12-12. Home school programs	8.5%	91.5%
Q12-13. Martial arts programs	11.3%	88.7%
Q12-14. Movies (outdoor)	29.8%	70.2%
Q12-15. Nature programs	30.2%	69.8%
Q12-16. Pet exercise programs	17.7%	82.3%
Q12-17. Preschool programs	11.1%	88.9%
Q12-18. Programs for persons ages 50+	26.6%	73.4%
Q12-19. Special events	23.7%	76.3%
Q12-20. Special needs programs	8.7%	91.3%

 Georgetown-Scott County Parks and Recreation Needs Assessment Survey Results

Q12. Please indicate whether you or household members currently participate in each program (or would like to use if available).

	Yes	No
Q12-21. Sports programs (adult)	11.7%	88.3%
Q12-22. Sports programs (youth)	26.4%	73.6%
Q12-23. Summer camp programs (youth)	17.7%	82.3%
Q12-24. Swim lessons	22.7%	77.3%
Q12-25. Swimming-recreational	37.2%	62.8%
Q12-26. Swimming & diving-competitive	5.6%	94.4%
Q12-27. Teen programs	17.5%	82.5%
Q12-28. Water fitness programs	23.1%	76.9%
Q12-29. Other	3.4%	96.6%

 Georgetown-Scott County Parks and Recreation Needs Assessment Survey Results

Q12. If "yes," please identify what type of investment you would like to see in Georgetown and Scott County.

(N=465)

	Additional capacity or times/days	More variety of program offerings	Both	No change needed
Q12-1. Adult classes (e.g., art, cooking, gardening)	12.5%	33.8%	52.5%	1.3%
Q12-2. Art & performing arts (adult)	10.3%	35.6%	52.9%	1.1%
Q12-3. Art & performing arts (youth)	20.0%	27.1%	48.6%	4.3%
Q12-4. Before & after school programs	24.7%	26.0%	46.6%	2.7%
Q12-5. Bicycle/pedestrian safety programs	8.6%	31.4%	54.3%	5.7%
Q12-6. Concerts/art performances	20.6%	33.3%	43.6%	2.4%
Q12-7. Dance & gymnastics	19.2%	28.8%	34.6%	17.3%
Q12-8. Festivals	9.7%	36.7%	45.1%	8.4%
Q12-9. Fishing, canoeing, or boating	16.2%	21.6%	45.5%	16.8%
Q12-10. Fitness & wellness programs (adult)	17.4%	27.3%	45.3%	9.9%
Q12-11. Fitness & wellness programs (youth)	20.4%	24.1%	51.9%	3.7%
Q12-12. Home school programs	8.1%	37.8%	45.9%	8.1%
Q12-13. Martial arts programs	21.6%	23.5%	45.1%	9.8%
Q12-14. Movies (outdoor)	28.7%	23.3%	45.0%	3.1%
Q12-15. Nature programs	13.6%	28.8%	54.5%	3.0%
Q12-16. Pet exercise programs	16.3%	20.0%	56.3%	7.5%
Q12-17. Preschool programs	22.2%	22.2%	46.7%	8.9%
Q12-18. Programs for persons ages 50+	8.8%	26.5%	60.2%	4.4%
Q12-19. Special events	9.7%	29.1%	54.4%	6.8%
Q12-20. Special needs programs	5.7%	25.7%	62.9%	5.7%

 Georgetown-Scott County Parks and Recreation Needs Assessment Survey Results

Q12. If "yes," please identify what type of investment you would like to see in Georgetown and Scott County.

	Additional capacity or times/days	More variety of program offerings	Both	No change needed
Q12-21. Sports programs (adult)	19.6%	39.1%	37.0%	4.3%
Q12-22. Sports programs (youth)	26.7%	20.0%	41.7%	11.7%
Q12-23. Summer camp programs (youth)	20.8%	23.4%	50.6%	5.2%
Q12-24. Swim lessons	36.7%	22.4%	36.7%	4.1%
Q12-25. Swimming-recreational	28.7%	15.2%	44.5%	11.6%
Q12-26. Swimming & diving-competitive	30.4%	21.7%	30.4%	17.4%
Q12-27. Teen programs	16.5%	29.1%	50.6%	3.8%
Q12-28. Water fitness programs	31.6%	14.3%	51.0%	3.1%
Q12-29. Other	25.0%	18.8%	50.0%	6.3%

 Georgetown-Scott County Parks and Recreation Needs Assessment Survey Results

Q13. Which FOUR of the activities and recreation programs listed in Question 12 would you and members of your household participate in more often if more programming was provided by the Parks and Recreation Board?

Q13. Top choice	Number	Percent
Adult classes (e.g., art, cooking, gardening)	67	13.3 %
Art & performing arts (adult)	14	2.8 %
Art & performing arts (youth)	7	1.4 %
Before & after school programs	10	2.0 %
Bicycle/pedestrian safety programs	1	0.2 %
Concerts/art performances	35	7.0 %
Dance & gymnastics	4	0.8 %
Festivals	42	8.3 %
Fishing, canoeing, or boating	36	7.2 %
Fitness & wellness programs (adult)	26	5.2 %
Fitness & wellness programs (youth)	2	0.4 %
Home school programs	6	1.2 %
Martial arts programs	4	0.8 %
Movies (outdoor)	7	1.4 %
Nature programs	17	3.4 %
Pet exercise programs	16	3.2 %
Preschool programs	5	1.0 %
Programs for persons ages 50+	13	2.6 %
Special events	4	0.8 %
Special needs programs	4	0.8 %
Sports programs (adult)	7	1.4 %
Sports programs (youth)	30	6.0 %
Summer camp programs (youth)	6	1.2 %
Swim lessons	20	4.0 %
Swimming-recreational	25	5.0 %
Swimming & diving-competitive	3	0.6 %
Teen programs	11	2.2 %
Water fitness programs	11	2.2 %
None chosen	70	13.9 %
Total	503	100.0 %

 Georgetown-Scott County Parks and Recreation Needs Assessment Survey Results

Q13. Which FOUR of the activities and recreation programs listed in Question 12 would you and members of your household participate in more often if more programming was provided by the Parks and Recreation Board?

Q13. 2nd choice	Number	Percent
Adult classes (e.g., art, cooking, gardening)	31	6.2 %
Art & performing arts (adult)	10	2.0 %
Art & performing arts (youth)	5	1.0 %
Before & after school programs	7	1.4 %
Bicycle/pedestrian safety programs	4	0.8 %
Concerts/art performances	46	9.1 %
Dance & gymnastics	6	1.2 %
Festivals	54	10.7 %
Fishing, canoeing, or boating	30	6.0 %
Fitness & wellness programs (adult)	36	7.2 %
Fitness & wellness programs (youth)	6	1.2 %
Home school programs	3	0.6 %
Martial arts programs	2	0.4 %
Movies (outdoor)	15	3.0 %
Nature programs	19	3.8 %
Pet exercise programs	5	1.0 %
Preschool programs	7	1.4 %
Programs for persons ages 50+	20	4.0 %
Special events	6	1.2 %
Special needs programs	4	0.8 %
Sports programs (adult)	5	1.0 %
Sports programs (youth)	12	2.4 %
Summer camp programs (youth)	10	2.0 %
Swim lessons	10	2.0 %
Swimming-recreational	22	4.4 %
Swimming & diving-competitive	2	0.4 %
Teen programs	4	0.8 %
Water fitness programs	12	2.4 %
<u>None chosen</u>	<u>110</u>	<u>21.9 %</u>
Total	503	100.0 %

 Georgetown-Scott County Parks and Recreation Needs Assessment Survey Results

Q13. Which FOUR of the activities and recreation programs listed in Question 12 would you and members of your household participate in more often if more programming was provided by the Parks and Recreation Board?

Q13. 3rd choice	Number	Percent
Adult classes (e.g., art, cooking, gardening)	23	4.6 %
Art & performing arts (adult)	10	2.0 %
Art & performing arts (youth)	6	1.2 %
Before & after school programs	4	0.8 %
Bicycle/pedestrian safety programs	1	0.2 %
Concerts/art performances	22	4.4 %
Dance & gymnastics	12	2.4 %
Festivals	35	7.0 %
Fishing, canoeing, or boating	31	6.2 %
Fitness & wellness programs (adult)	21	4.2 %
Fitness & wellness programs (youth)	7	1.4 %
Home school programs	5	1.0 %
Martial arts programs	9	1.8 %
Movies (outdoor)	15	3.0 %
Nature programs	23	4.6 %
Pet exercise programs	11	2.2 %
Preschool programs	4	0.8 %
Programs for persons ages 50+	26	5.2 %
Special events	10	2.0 %
Special needs programs	6	1.2 %
Sports programs (youth)	6	1.2 %
Summer camp programs (youth)	13	2.6 %
Swim lessons	16	3.2 %
Swimming-recreational	23	4.6 %
Swimming & diving-competitive	3	0.6 %
Teen programs	7	1.4 %
Water fitness programs	7	1.4 %
None chosen	147	29.2 %
Total	503	100.0 %

 Georgetown-Scott County Parks and Recreation Needs Assessment Survey Results

Q13. Which FOUR of the activities and recreation programs listed in Question 12 would you and members of your household participate in more often if more programming was provided by the Parks and Recreation Board?

Q13. 4th choice	Number	Percent
Adult classes (e.g., art, cooking, gardening)	19	3.8 %
Art & performing arts (adult)	10	2.0 %
Art & performing arts (youth)	4	0.8 %
Before & after school programs	8	1.6 %
Bicycle/pedestrian safety programs	1	0.2 %
Concerts/art performances	19	3.8 %
Dance & gymnastics	5	1.0 %
Festivals	27	5.4 %
Fishing, canoeing, or boating	19	3.8 %
Fitness & wellness programs (adult)	16	3.2 %
Fitness & wellness programs (youth)	4	0.8 %
Home school programs	5	1.0 %
Martial arts programs	3	0.6 %
Movies (outdoor)	22	4.4 %
Nature programs	17	3.4 %
Pet exercise programs	11	2.2 %
Preschool programs	4	0.8 %
Programs for persons ages 50+	26	5.2 %
Special events	16	3.2 %
Special needs programs	1	0.2 %
Sports programs (adult)	4	0.8 %
Sports programs (youth)	8	1.6 %
Summer camp programs (youth)	8	1.6 %
Swim lessons	9	1.8 %
Swimming-recreational	12	2.4 %
Swimming & diving-competitive	2	0.4 %
Teen programs	12	2.4 %
Water fitness programs	13	2.6 %
None chosen	198	39.4 %
Total	503	100.0 %

Georgetown-Scott County Parks and Recreation Needs Assessment Survey Results

SUM OF TOP 4 CHOICES

Q13. Which FOUR of the activities and recreation programs listed in Question 12 would you and members of your household participate in more often if more programming was provided by the Parks and Recreation Board? (top 4)

Q13. Sum of Top 4 Choices	Number	Percent
Adult classes (e.g., art, cooking, gardening)	140	27.8 %
Art & performing arts (adult)	44	8.7 %
Art & performing arts (youth)	22	4.4 %
Before & after school programs	29	5.8 %
Bicycle/pedestrian safety programs	7	1.4 %
Concerts/art performances	122	24.3 %
Dance & gymnastics	27	5.4 %
Festivals	158	31.4 %
Fishing, canoeing, or boating	116	23.1 %
Fitness & wellness programs (adult)	99	19.7 %
Fitness & wellness programs (youth)	19	3.8 %
Home school programs	19	3.8 %
Martial arts programs	18	3.6 %
Movies (outdoor)	59	11.7 %
Nature programs	76	15.1 %
Pet exercise programs	43	8.5 %
Preschool programs	20	4.0 %
Programs for persons ages 50+	85	16.9 %
Special events	36	7.2 %
Special needs programs	15	3.0 %
Sports programs (adult)	16	3.2 %
Sports programs (youth)	56	11.1 %
Summer camp programs (youth)	37	7.4 %
Swim lessons	55	10.9 %
Swimming-recreational	82	16.3 %
Swimming & diving-competitive	10	2.0 %
Teen programs	34	6.8 %
Water fitness programs	43	8.5 %
None chosen	70	13.9 %
Total	1557	

 Georgetown-Scott County Parks and Recreation Needs Assessment Survey Results

Q14. Please check ALL of the improvements you would like to see at Georgetown and Scott County parks.

Q14. All improvements you would like to see at Georgetown-Scott County parks	Number	Percent
Park entrance signs	115	22.9 %
Parking	127	25.2 %
Sidewalks	99	19.7 %
Drinking fountains	177	35.2 %
Restrooms	334	66.4 %
Trail lighting	147	29.2 %
Natural areas	191	38.0 %
Dog park	109	21.7 %
Playground equipment	156	31.0 %
Bike racks	36	7.2 %
Picnic shelters	177	35.2 %
Picnic tables/benches	181	36.0 %
Outdoor basketball courts	61	12.1 %
Sports fields lighting	59	11.7 %
Fishing piers	121	24.1 %
Handicap accessibility	78	15.5 %
Sand volleyball courts	43	8.5 %
Park security lighting	152	30.2 %
Other	42	8.3 %
Total	2405	

 Georgetown-Scott County Parks and Recreation Needs Assessment Survey Results

Q15. Please check ALL of the ways you prefer to learn about Georgetown-Scott County programs or activities.

Q15. All the ways you prefer to learn about Georgetown-Scott County programs or activities

	Number	Percent
Newspaper	114	22.7 %
Fliers	87	17.3 %
Word of mouth	90	17.9 %
Website	292	58.1 %
Email	213	42.3 %
Seasonal Program Guide	178	35.4 %
P&R Happenings Newsletter	84	16.7 %
Visited or called a Parks Department office	50	9.9 %
Georgetown-Scott County Government	49	9.7 %
Radio/television	72	14.3 %
Social networking (Facebook, Twitter, etc.)	327	65.0 %
Organized sports organization	43	8.5 %
Schools	102	20.3 %
Other	5	1.0 %
Total	1706	

Q15-14. Other

Q15-14. Other	Number	Percent
Text	2	40.0 %
Facebook	1	20.0 %
Yearly calendar	1	20.0 %
Georgetown Mom's page	1	20.0 %
Total	5	100.0 %

Georgetown-Scott County Parks and Recreation Needs Assessment Survey Results

Q16. If you had \$100 in new funding, how would you allocate the \$100 among the following types of parks and recreation facilities in Georgetown and Scott County?

	Mean
Acquisition of land for open space/green space	13.56
Development of walking & biking trails	19.90
Improvements/maintenance of existing parks, playgrounds, & picnic areas	23.26
Improvements/construction of new game fields (e.g., softball, soccer, baseball, lacrosse)	8.21
Development of new outdoor parks & recreation facilities (e.g., playgrounds, shelters)	11.33
Development of new indoor recreation facilities (e.g., gyms, exercise equipment, pools)	9.79
New or improved skate park	3.57
New pickleball courts	4.63
Other	5.75

Q17. What would encourage you and your household to participate in more offerings by Georgetown-Scott County Parks and Recreation?

Q17. What would encourage you to participate in more offerings by Georgetown-Scott County Parks & Recreation

	Number	Percent
Addition of desired programs	192	38.2 %
Addition of shade features	158	31.4 %
Additional hours/days of operation	113	22.5 %
Additional/improved seating	91	18.1 %
Better marketing/promotion	115	22.9 %
Development of desired facilities	150	29.8 %
Improved accessibility	44	8.7 %
Improved customer service by staff	44	8.7 %
Improved maintenance	149	29.6 %
Improved security	88	17.5 %
Improvement of existing facilities	189	37.6 %
More convenient program locations	55	10.9 %
Transportation to programming	25	5.0 %
More parking	55	10.9 %
More/improved restrooms	190	37.8 %
New parks/facilities closer to home	98	19.5 %
Reduced fees	117	23.3 %
None	20	4.0 %
Other	13	2.6 %
Total	1906	

 Georgetown-Scott County Parks and Recreation Needs Assessment Survey Results

Q18. How strongly would you support a tax to fund the development and operations of the types of parks, recreation, trails, programming and facilities and activities that are most important to you and members of your household?

Q18. How strongly would you support a tax to fund development & operations of parks, recreation, trails, programming, facilities, & activities

	Number	Percent
Strongly support	85	16.9 %
Moderately support	214	42.5 %
Moderately oppose	58	11.5 %
Strongly oppose	71	14.1 %
Not sure	62	12.3 %
Not provided	13	2.6 %
Total	503	100.0 %

WITHOUT NOT PROVIDED
Q18. How strongly would you support a tax to fund the development and operations of the types of parks, recreation, trails, programming and facilities and activities that are most important to you and members of your household? (without "not provided")

Q18. How strongly would you support a tax to fund development & operations of parks, recreation, trails, programming, facilities, & activities

	Number	Percent
Strongly support	85	17.3 %
Moderately support	214	43.7 %
Moderately oppose	58	11.8 %
Strongly oppose	71	14.5 %
Not sure	62	12.7 %
Total	490	100.0 %

 Georgetown-Scott County Parks and Recreation Needs Assessment Survey Results

Q19. What is your race/ethnicity?

<u>Q19. Your race/ethnicity</u>	<u>Number</u>	<u>Percent</u>
Asian or Asian Indian	9	1.8 %
Black or African American	28	5.6 %
American Indian or Alaska Native	2	0.4 %
White or Caucasian	449	89.3 %
Native Hawaiian or other Pacific Islander	1	0.2 %
Hispanic, Spanish, Latino/a/x	23	4.6 %
Other	5	1.0 %
Total	517	

Q19-7. Self-describe your race/ethnicity:

<u>Q19-7. Self-describe your race/ethnicity</u>	<u>Number</u>	<u>Percent</u>
Multi-racial	2	40.0 %
German, Black, and American Indian	1	20.0 %
Slavic	1	20.0 %
Mixed	1	20.0 %
Total	5	100.0 %

Q20. Counting yourself, how many people in your household are...

	<u>Mean</u>	<u>Sum</u>
number	3.03	1502
Under 5 years	0.22	107
5-9 years	0.22	108
10-14 years	0.28	140
15-19 years	0.18	90
20-24 years	0.10	50
25-34 years	0.30	151
35-44 years	0.46	227
45-54 years	0.38	189
55-64 years	0.36	181
65+ years	0.52	259

 Georgetown-Scott County Parks and Recreation Needs Assessment Survey Results

Q21. What is your annual household income?

Q21. Your annual household income	Number	Percent
Less than \$25K	51	10.1 %
\$25K to \$49,999	54	10.7 %
\$50K to \$74,999	77	15.3 %
\$75K to \$99,999	80	15.9 %
\$100K+	95	18.9 %
Choose not to respond	146	29.0 %
Total	503	100.0 %

WITHOUT CHOOSE NOT TO RESPOND**Q21. What is your annual household income? (without "choose not to respond")**

Q21. Your annual household income	Number	Percent
Less than \$25K	51	14.3 %
\$25K to \$49,999	54	15.1 %
\$50K to \$74,999	77	21.6 %
\$75K to \$99,999	80	22.4 %
\$100K+	95	26.6 %
Total	357	100.0 %

Q22. Are you a full-time student at Georgetown College?

Q22. Are you a full-time student at Georgetown College	Number	Percent
Yes	2	0.4 %
No	501	99.6 %
Total	503	100.0 %

Q23. Are you or any members of your household pass holders of the Pavilion?

Q23. Are you or any members of your household pass holders of the Pavilion	Number	Percent
Yes	94	18.7 %
No	409	81.3 %
Total	503	100.0 %

5

Open-Ended Responses

Open-Ended Question Responses

Q8—"Other": Please check ALL the organizations that you and members of your household use for parks and recreation programs and facilities.

- alumni picnics
- Boy Scouts of America
- Community picnics 3-4 times per year.
- Dog park
- Dog park
- Dog parks at Great Crossing. Walking trail at Scott County park. The dog park desperately need shade.
- employer campus
- Fairs
- Kentuckians for the Commonwealth/Rolling Bluegrass Chapter and local NAACP
- KYMBA, Skullbusters
- Planet Fitness, Dog parks
- Play dates with friends
- Riders up wheels a rolling Georgetown
- Scouts
- Scouts
- Swimming at the pavilion.
- TMMK walking trails, Legacy Trail

Q10—"Other": Please indicate whether you or your household members currently use each facility (or would like to use if available).

- | | |
|---|--|
| • Archery range | • Horseback riding |
| • ATV trails | • Indoor archery space for youth and adults. |
| • Batting Cages like they have at Lake Reba Park | • indoor dog park |
| • Bike paths for non- mountain bikes. A place to leisurely ride bikes on a bike "sidewalk" of sort. | • Outdoor movies. |
| • Bowling alley | • Outdoor pool, no splash pad. |
| • Buffalo Springs Pk | • outdoor walking track |
| • community parks | • rc track, pump track |
| • Cricket field. | • Trails for equine use |
| • golf course | • Trails for horseback riding. |
| • Horse riding trails. | • walking track |
| • Horseback riding | • YMCA or lower fees. Pavilion is too expensive. |

Q12—“Other”: Please indicate whether you or household members currently participate in each program (or would like to use if available).

- Buffalo Springs Pk
- evening fitness
- Family activities/events
- Heated therapy pool for those with arthritis and joint issues to exercise. This would be beneficial to improve independence and mobility. Would also increase participation and members to facilities.
- Horse shows.
- Horseback riding
- Horseback riding.
- Indoor Tennis courts
- Kids learning center (wildlife, aquatic wildlife) indoor spaces (trampoline and balloon parks (jumping variety)
- more pools
- pet training
- Pickle ball teams, racket ball courts
- Pickleball
- Please extend the Legacy Trail into town or other areas of the county. That would be a great investment for the community
- Sidewalks along US highways for pedestrians
- Softball Fields
- YMCA

Q14—“Other”: Please check ALL of the improvements you would like to see at Georgetown and Scott County parks.

- A new fence around the perimeters of the parks. Chain link is just old and nasty. Our Community needs a nicer fence. It just needs a new update
- Archery range for indoor season
- Better maintenance all around.
- Better up-keep of the parks. Mulch and more trash cans, etc.
- Clearly post that no parking is allowed on the grass or on the walking paths. This is a big problem at Scott county Brooking Park.
- Equine trails and facilities.
- Field Quality
- Fix the skatepark property
- Heated therapy pool to improve mobility and independence
- Horse trails.
- Indoor archery shooting range.
- Larger Waterpark with longer hours
- Lighting , I have called many times over 2of the 4 lights being out in the softball parking lot area, I started calling 3 years ago . Homeless people living in their vehicles in the parking lot and threatening the people who use the park .
- Lights on the skatepark and a street/plaza style addition to the skatepark
- Marshall park as a whole, but more specifically the softball Fields. They need to be completely redone and a softball complex needs to be built.
- More and better pickleball courts, Improved and better exercise equipment, Outdoor pool
- More areas for horseback riding, since we live in horse country it would be nice to have areas to ride them (personal horses)

- More horse events.
- More trails
- More walking and bicycling trails
- NASP archery is huge in this county and there is a great need for an indoor practice range. the county has over 300 student archers. it could be greater but there isn't an easily accessible practice range.
- new up to date horseshoe courts at the Scott County Park, the old Croquet court, can put 8 courts in the space, rest room on sight.
- New weights for the fitness classes. The existing ones are in terrible condition and the storage rack does not work week. It's awkward to get the weights in and out and people pinch their fingers frequently.
- Non-paved trails for running and hiking.
- Outdoor pickleball.
- Outdoor pool.
- Paddle ball, courts, and tennis walls
- Pickle ball courts
- Pickleball
- Pickleball
- Pickleball
- Pickleball courts need to be added inside and outside. It is the #1 sport that is growing by leaps and bounds and Georgetown is way behind on having enough facilities. A group of us have been playing at the Pavilion for several years and we are getting more and more people both young and old that want to play but are limited due to not having enough courts or limited on the times we can play. When school is out we are pushed aside even though we have been supporting the Pavilion. The outside courts at Brooking need to be resurfaced and the nets are to high. New courts would be a big benefit and bring outside competition instead of us having to go to other counties to play and spend money on gas and food in their counties instead of ours.
- Please make your website actually usable. This is the thing I hate the most and everyone I know complains about
- Please, please, please renovate and upgrade Marshall Park. Our softball facilities are so far behind facilities in other communities and look run down. Marshall Park needs the quality of facilities as found at Great Crossing Park's fields. Also, please overhaul or develop a new outdoor aquatic center. My family never wants to go to Suffoletta: the lazy river is always broken down, and the water in the pool is kept so cold that no one enjoys it.
- pool is often closed
- Pool safety (maintain consistent, safe, chlorine levels), Additional teen/adult activities, such as corn hole, shuffleboard or other activities for all fitness levels. Fix the dugouts at Marshall Park. More activities on the northeast side of town.
- put up dog waste bags in park
- skateboard
- softball fields get better
- splash pad
- Water feature at Yuko-En needs algae control. Red bridge needed repainting when I last visited.

Q16—"Other": If you had \$100 in new funding, how would you allocate the \$100 among the following types of parks and recreation facilities in Georgetown and Scott County?

- 18 hole disc golf
- 18 hole Disc Golf course & Radio Control car course.
- absolutely need another pool. Indoor/outdoor capable
- Any other things that may come out of all of the above but not may not be listed.
- Archery indoor range
- Boat ramps, fishing piers, other stream access.
- Build a YMCA/YWCA.
- Clean up and stocking of ponds.
- community gardens
- Creating recreation centers near ALL schools
- Dog park
- Dog park
- Dog park shelter shade
- Equine trails and facilities.
- Fishing docks/ramps
- Handicap accessibility
- Improve access to the pool/pavilion.
- Improved and larger suffoletta aquatic center
- improvements at dog parks
- Indoor archery range
- Indoor archery range
- Indoor archery space
- Kayak launches. The current cement ones are crazy slick!
- Lifeguards for slide so it can be run daily, more swim classes for children
- maintain boat ramps
- Maintenance to existing issues and security cameras!
- More dog parks.
- More fishing areas along Elkhorn Creek
- more spaces to fish
- Nature information, backyard gardening, and community garden spaces.
- Nature trails or areas
- New fence
- New outdoor water park
- New, larger dog park with more agility course
- "Outdoor amphitheater/concert venue \$15
- Summer camps \$10
- Additional adult classes (cooking, personal finance, kayaking, scuba certification, water aerobics, etc.) \$10
- Youth classes (cooking, art, ballet, personal finance, etc.) \$10"
- Outdoor pools

- Outdoor pools
- outdoor swimming
- Parks, water parks, and sports fields/programs on the forgotten north side of the county.
- Pickleball
- Planting trees, bushes, and flowers
- playground near sutton place subdivision so kids won't have to use their driveways for basketball.
- Please make your website informational and useful! It's been a crap show for 9 years!
- Professional development of staff.
- Programming that doesn't involve the organization sports. 200-300 dollars to play a tease sport is outrageous. T-shirt and safety gear No frills team sports
- Racquetball courts
- Restrooms with handicap parking accessible.
- Senior citizen facility and programs
- seniors PM exercise
- Splash pad
- Splash pad
- Splash pad
- splash pads and neighborhood parks
- Spray grounds
- toward an indoor archery range since we have to go to another county to practice during the cold months
- Trash pick up program quarterly throughout the county.
- unforeseen flexible expenses to go to land acquisition or maintenance pending on needs
- Upkeep; classes and programs for seniors
- Volleyball courts
- Volleyball courts sand or anything for the public
- Work with existing groups to help support trails at the reservoir Riders up and Skullbusters
- You need a buffer for unexpected costs

Q17—"Other": What would encourage you and your household to participate in more offerings by Georgetown-Scott County Parks and Recreation?

- As a relatively new resident, I have little knowledge of the smaller community parks or Facilities. There is little signage. I finally found the community park, but it appeared to be significantly neglected.
- discounts for seniors
- dog training classes
- More Equine events.
- More horse trails.
- Pickleball
- Reliable posting of events and facility times on social media when there are sudden changes or events
- Sidewalks leading to Oxford park

- Please make youth sports available on days other than Sundays. Our family chooses to worship on this day and has been largely unable to participate in sports (especially for older kiddos) due to practices and games on Sundays. Also, please “revamp” GFC...the leadership, communication, etc. is lacking. OR, offer an alternative for soccer other than GFC.
- Somewhere to workout besides the pavilion. It's too loud. Too crowded. Too many children running around unattended. When I walk in the doors of that place, I immediately want to run right back out, it's total chaos in there and it's the only place I'm able to go work out. Also, the last time I was there, the equipment was shoddy, and not enough to go around. I had to go either really early or really late so I could have a turn.
- splash pad and new recreational swimming pool with true swimming space
- Sports programs/activities relevant to our children's ages.
- YMCA

Q24—“Are there any other suggestions you have to improve parks and recreation opportunities in Georgetown and Scott County?”

- A community space near downtown that would be accessible to kids and people of all ages and be able to host a variety of events, concerts, festivals. (See Owensboro, KY riverfront park system for reference)
- A disc golf course, The college baskets are in disrepair and only playable when school is out.
- A variety of program offerings, more gardens, upkeep. Plenty of benches, programs for night shift workers
- Acquire more natural areas
- Actives and parks for the community
- Add more lessons for swimming classes for youth and adults. Add lights to the new cricket field to play later at night.
- Additional dog parks
- All recreational facilities should have restroom facilities.
- An outdoor swimming pool is needed, with some shade provided. Small indoor theatre, more teen activities
- Anytime I have called the Parks & Req or Pavilion to inquire about programs... The STAFF can NEVER answer any information or tell you about a program such as swim lessons, dance, gymnastics... They always tell me to call back. There needs to be flyers at the pavilion and correct information on the website. This is the minimum.
- Bathrooms at the park next to suffoleta and the football fields next to them as well!! I HATE taking my children into the portable potty... and when I take all 3 of my kids to the park by myself it's basically impossible and I'm not going to leave them outside to use it. It's not safe at all.
- Be better partners with local community groups that need facilities and would bring revenue to your facilities if you would let them.
- better customer service by staff
- Better dog play areas. More trails
- Better maintenance, more primitive trails at scull busters
- Better sports fields, better/bigger outdoor pool facility

- Brookings Park had a lot of mud from worn away areas in mulch which caused underground tarp to come up and start getting messed up. Proactively taking care of this could prevent it from happening again.
- Build a new water park like the one in Frankfort. Ours is way too small
- Can we get our conservation easement back instead of mass expansion of housing developments? More green space in the city limits needs to be preserved. Hiking trails need to be maintained and more created.
- cheaper rates at Pavilion
- Check drivers license/IDs at the pavilion, and only did give discounts to people in Scott County! I have friends that come here and use the facility from other counties! For free essentially, because I pay the taxes and then I have to pay to go use it, they just pay the usage fee.
- Clean Restrooms and shelters in every park!
- CLEAN THEM PLEASE
- Clean up the Scott County playground.
- continue improvements at Lisle Rd soccer complex. improved field surfaces and lights
- Conversion of railroad tracks that are no longer in use to walking trails (Rails to Trails). More development of greenways throughout the city and county.
- Definitely need more shade
- Develop a bike/walking trail to connect the Legacy Trail in Fayette County to the future Heritage Trail in Grant county. Bike trails.
- Developing an indoor sporting complex and investing in improvement/creation of outdoor soccer/baseball/football fields would create the ability for Scott county to host tournaments in each of these sports which would create revenue for all of Scott county. Look at Elizabethtown's sports complex. It's amazing and draws a lot of revenue to their area.
- Doing a great job!!
- Don't neglect the skatepark and listen when we tell you there a problem. I can't believe nobody's fell through the ramps and been seriously injured.
- Expand the maintenance department, more people and training
- Expand youth programs, build, acquire more facilities if that factors into expansion of programs.
- Extend Legacy Trail
- Extend the legacy trail!!
- extend trails , improve restrooms
- Extended hours and lanes for swimming laps at pavilion. If you don't follow the rules and code of conduct they should loose their pass.
- Extension of Legacy Trail into G'town. More multiuse trails like Brookings Park.
- fix softball fields in Marshall park and let us use the great crossing softball fields more
- For the love, a splash pad!!
- Heated therapy pool
- Help get rid of the dam at Great Crossing. A more natural flow will help improve the fishing for years to come. It will provide a more natural stream and an awesome walking trail along a natural waterway.
- I enjoy the walking track and exercise equipment. My wife uses the pool and exercise classes.

- I feel that there should be more opportunities for the kids to play softball and baseball here. We need better pools. We have so much land and no things for the kids. Scott County sends so much money to Lexington and that money could be ours.
- I lived in Rochester man for ten years. A park/biking trail ran through the city. Each neighborhood had a park. Here I drive up to an hour and a half to hike, explore, stay healthy. I've lived in six states, and Georgetown's outdoor recreation is severely anemic.
- I love to go to the reservoir park but don't know how to get there. I ask on a FB post but no one from Parks and recreation replied.
- I would like to see the cabins at royal spring park repaired. The cabins are a big part of Georgetown's history and when I look at them I am ashamed of what out of town visitors see. I made several attempts to get something done with the past administration and I truly believe no one from parks and recreation staff ever checks on the park. Mayor Prather met with me a few year's ago and I heard nothing back about my concerns.
- I would love a bike trail and walking trail , more pools to swim in as well maybe one out closer to Walmart's side.
- I would love a hiking trail in Georgetown similar to Raven's Run. I'd also like more green spaces, perhaps reclaiming underused parking lots, vacant lots etc. for community gardens and such.
- I would love to see a multi use bike/ walking trail running adjacent to 25 to sadieville. That route is very beautiful and needs to be preserved and utilized as a designed means of travel. Dedicated wide sidewalks/ pike paths are necessary for further development of pedestrian and bike traffic. Especially when tying into rural areas.
- I would love to see more general picnic tables that are not at shelters. Directions and signs can also be improved. I did not know the name of Peninsula Park or Brookings until I googled them. The walking trails are fantastic
- I would really like to see a natural play space developed in town, There is a plot of land near my home that is marked as park land that has so many possibilities. Some of my favorite places to visit in my previous town were just places to be in nature, and community projects to gets kids out in nature. I do not feel nearly the community I did there in Georgetown and I really miss that.
- Improve dog parks with adequate shade or shelter. Impose the aggressive dog on the large dog side. Maybe security cameras. More walking trails. Bathroom facilities
- Improve Suffoletta park facilities like restrooms, add a picnic shelter, security lighting for visitors (and law enforcement at night), and allow more public access to Great Crossing baseball fields.
- Improved and visible security
- Improvements to the running of the girls softball league.
- Increase waste management services, full trash cans/overflowing garbage should not be the first thing seen when you enter a park.
- It seems like a the Pavilion has a lot of staff but they often are just looking at their phones when there are things which need to be done, like ensuring there are cleaning wipes for the fitness equipment, etc.
- Just figure out how to keep the pests out of the park.
- Just to reiterate the need to renovate Marshall Park and renovate/replace Suffoletta Family Aquatic Center.

- keep bike riders off the walking paths, almost got hit one day walking around the path that has always been for walkers.
- Keep the trees that are there if possible.
- Keep those soft ball tournament peoples out of the street and stop them from walking out in front of cars on Sam pollock drive , to take up money!!! They need to understand that is a public street and so in Marshall park drive!
- Larger dog park.
- Legacy trail extension :)
- Lisle road soccer fields need continued development and improvement. More kids use those fields than any other field around and the conditions are terrible. Would also love to see an archery range similar to Frankfort's Cove Springs park
- look at reasons why folks leave for recreation, replicate for Scott Co
- Maintain what we have. Children need to be active outdoors, not in front of a screen
- Make a concrete skatepark. Less maintenance.
- Make an indoor shooting range for the archers when it is indoor season.
- Make ed David park closed at dark to clean the drug dealers out of the park
- Make more places for kids and maps to find them.
- Manage it BETTER with the funds you have. Taxes are already high enough. Better management will make a better experience for everyone. Clean house. Get new people in there that can do better.
- Marshall Fields needs to be revamped.
- Marshall park fields are in a major need to be updated or complete new fields!
- Marshall Park is in need of handicap access and parking for fields 3 and 4. Seniors need YMCA pool- indoor and outdoor.
- Marshall park softball fields are horrible. If I had my day I would let the Scott Co Softball Club play games/practices at the very nice fields at Great Crossing Park. Upgrade Marshall Park fields or tear them out if nothing is going to improve with them.
- Marshall park, handicap spots are being used by everyone. Needs enforced. Not safe for elderly to walk a great distance to get to field.
- More accessible trash and recycling containers, hopefully this will improve people leaving their rubbish on the ground.
- More assistance to Stamping Ground, Buffalo Springs park
- More miles of walking, hiking and biking trails are needed in Georgetown. A longer distance trail would be of great health benefit to residents in Scott County. If you build it, they will come...
- more open walking trails and outdoor options
- More outdoor pickleball courts.
- More pickleball courts indoors and out
- more programs
- More public parks for neighborhoods with free access to outdoor basketball courts.
- More signage.
- More swimming lessons available.
- More wooded longer walking trails

- My daughter was at the Pavilion and the wall of the kiddie pool fell in. That is not acceptable, scary.
- More walking- hiking trails More family activities at these facilities. Also. Our teens are in great need of safe healthy things to do here that are affordable whether you are a “member” or not. Not every kid wants to do soccer basketball or softball etc. how about rock climbing walls An urban ninja type of class. Especially during summer and breaks. Our kids don’t have a lot to do here!
- My family would enjoy an off leash dog park at Marshall Park; we walk there from the neighborhood daily and it would be great to have that available give our dog more exercise; I believe many others in the neighborhood would say the same
- My house would really like to have an active youth tennis association. The addition of indoor tennis courts would help for winter as the only other indoor courts are on the far south side of Lexington.
- Need a larger and deeper outdoor pool. Maybe add a wave pool. More programs for senior citizens
- Need a separate line at outdoor pools for people with passes. Do not think it is necessary to stand in line for 30 minutes or more in the hot sun if you have paid for a pass.
- Need an Olympic swimming pool. Need more seating, more picnic facilities, definitely water and restrooms, more lakes and water access to the creek
- Need another picnic shelter or two.
- Need better organization and communication in the SCSC
- Need larger areas for dogs and more walking paths like Great Crossing.
- Need more small gathering places in neighborhoods.
- Need the bike path completed from Georgetown to the Horse park.
- Neighborhood parks need improvements, esp. in the Colony. Cheaper prices for paid events.
- New facilities are in place, but miss managed and not maintained.
- New fencing around the park
- New playground equipment
- Nicer indoor space for pickleball with a little less lighting so you don't get a glare.
- Offer more programs to support the special needs community.
- Offer student discounts for college kids!
- Open the programs up to include the public.
- Our parks are embarrassing. bad conditions. We do not offer many activities. Parks get trashed. We need an outdoor pool
- Park bathrooms are terrible.
- Pavilion needs far better management, we have had so many issues with the swim lesson program and a birthday party there.
- Peninsula Park, pave the walking path and plant more trees for shade.
- pickleball courts., more and better MTB trails
- play grounds near new subdivisions.
- Playground by great crossing high school would be amazing.
- Please be sure the parks and programs are most accessible to the lowest income and minority populations. They are often underserved and deserve more

- Playgrounds are poorly maintained and haven't been updated in years. Soccer fields have been under construction for 2 years which has caused fields to be over used and are now in poor condition. The Suffoletta aquatic center needs an expansion to include a pool that can actually be swam in. The current splash pool isn't good for older kids or adults. Juniper Hills has a much better facility. However Suffoletta is much cleaner. Until recently there have been no youth tennis programs and we have had to go to other counties to participate in clinics.
- Please consider environmental impact of any new development. Avoid increasing light pollution, maintain animal habitats and trees. We are losing so much of the natural beauty of Scott County through development.
- Please explore adding non-paved trailers to great crossings and other parks. These are much better for running. Also if possible it would be great to purchase the property for a park along Elkhorn creek near white oak village. It does not seem that Georgetown/Scott county really leverages/exploits the possibilities that Elkhorn creek presents. It could really be a source of distinctiveness for the community with festivals surrounding it.
- Please extend the Legacy Trail
- please renovate Brooking park and develop a splash pad area there
- Please, please, upgrade your site!!!
- Pool hours (indoor and outdoor) are too limited.
- Put the fish back at the playground
- Put up dog waste bags in park or do not allow dogs.
- Remove the dam at Great Crossing and return that section of the Elkhorn to its natural state. Improve Royal spring park and its bourbon history
- replace Croquet Courts with Horseshoe Courts
- Restroom, handicap accessible.
- restrooms, drinking fountains
- Scott county park is outdated. Gang signs, old slides and playground.
- Seating at parks (benches closer to play areas), improved condition at parks (mulch and trash cans to help with littering).
- Shade over outdoor bleachers at all outdoor sports areas
- Sidewalks for pedestrians along roadsides
- Signs and directions as to where the parks are located.
- Skate park is dangerous the park is outdated and looks like no one takes care of it.
- skate spots in town for those who can't get to Pavilion skate park. Disc golf, 18 hole course, pump track. Radio control course
- Some of this isn't you, it's us; we're recovering from long Covid and have busy work schedules; that limits our outdoor recreational time a lot.
- Souffletta needs a real pool, with diving boards and more slides. The Pavilion needs outdoor swimming facilities for Spring/Summer recreational use. Put a water feature up by Sadieville and sports facilities on the northside also. Everything in this county is for the downtown or southside. We are ignored on the north, even though we pay plenty in property taxes.
- Splashed please! And a deep pool for diving and swim team at outdoor suffoletta please! Thank you

- Stop cutting trees in all park!!!! Large park like Brooking Park are very under utilized. It's mostly just lawn. I suggest to add an arboretum , trees, bench and activities to attract residents.
- Strongly enforce no swimming at boat ramps
- Suffoletta aquatic center needs to be open until 7-8pm. Closing at 5pm is a major disservice to working parents who can't get their kids to the pool until after 5. We travel to Lexington now where the pool is open until dark, it's cheaper and we spend money at the snack bar. Open suffoletta!
- Suffoletta needs warmer water.
- Take some of the school tax that we pay on everything and put it into the parks for Scott County.
- Teens need improved activities. Skate park is a must, basketball courts, inexpensive teen programing... more to keep our teens healthy active and engaged (and away from drugs). The future of our community is only as healthy as our youth.
- The board is doing a good job.
- The central parking lot at Charles Brooking Park that is nearest to the playground is a little rough in places and just needs some spot maintenance. The bathroom facilities need a little bit of a facelift as well. The Great Crossing dog park needs some more lights that allow better visibility in the evenings, as well as some sort of man made shade structure. Had for dogs (and humans) to enjoy the park in the warm months when there is no shelter from direct sunlight. This wasn't as huge of a need when the big trees were there to provide shade, however those got cut down.
- The development of an outdoor pool, bathrooms at all fields (soccer, football), shade and fences around playgrounds
- The dog park has no shade and is on a hillside, should have picked a flatter area
- The fastest growing sport is pickleball, this should be the priority.
- The Pavilion Pool is drastically in need of maintenance. The pool was closed to perform "maintenance" in 2022, but a ring of black dirt still remains around both pools. The bottoms of the pools are rough from all of the construction dust and/or it could use a resurfacing. We go to Paris YMCA to swim as the facility is so much nicer. The park facilities are Sub-par at best. Toyota is in our town - we should have the BEST facilities around. Our soccer facilities need major TLC - with paved parking for all fields. Citizen's taxes should not be raised as our GMWSS bills have already increased. There are grants that the city can apply for.
- The restrooms are always locked at upper Great Crossing park.
- The restrooms need better maintenance and locks on the doors.
- The website is not usable then you have to call the pavilion they have no idea what's going on!!
- There are no natural trails in Georgetown compared to parks like raven run or the arboretum in Lexington. Georgetown also needs a youth center comparable to the pavilion. Or the pavilion needs to be expanded to support youth facilities. Another indoor swimming pool would be nice as swimming teams routinely occupy the pavilion preventing the general public from using the pool.
- There are plenty of parks and trails, most could use some additional or better infrastructure for more people to use them. No reason to add more when the existing ones are not being fully utilized.
- There is a downed tree blocking canoe/kayak access upstream at the sadieville boat ramp that needs to be removed.

- There is a need for a playground at Great Crossings park. Many families with multiple children while one plays ball would appreciate it.
- Trash pick up events!!!!!!!!!!!!!! Encourage the community!!!!!! Advertise it!!!!!!!!!!
- Try to put some bills and taxes on corporations in the county as was promised instead of raising our taxes huge amounts as you have been doing the last few years.
- Volleyball courts
- Walking trails through town to the various parks a recreational sites with connections to the Legacy trail.
- Walking trails with smooth surfaces for seniors. Better lighting at night, safety walk with a doc program
- We desperately need a splash pad in Georgetown. Also, my family regularly travels to the outdoor park in Winchester. I would love to see something like that in Georgetown. As of now, the Brooking Park playground needs mulch and weeding.
- We have enough parks, you need to lower the cost for the pavilion, it is too expensive.
- We just something for adults and kids and teens to have something to do around scott co to do. Been like this since I was a kid. Help us out. I'm not the only one that wants this.
- We live in the Northern end of the county. Too many programs are canceled without notice so we just quit coming. Too much time invested for nothing. Facility use(pool & indoor walking track) isn't covered by our Silver Sneakers only programs. But that is all covered by the Y in Fayette County. We are often up there so we use their facilities and programs.
- We love the parks and programs.
- We need a splash park
- We need an outdoor pool for swimming! A community water park. The Pavilion is nice but the water is too cold and chlorine levels at times are way to strong (burning our eyes and the smell so strong).
- We need an outdoor swimming pool dedicated to just swimming. It can be used by lap swimmers and swim team especially.
- We need more equine facilities, this is the horse capital but it is not equine friendly
- We should be allowed to use the Great Crossings baseball and softball fields. Very sad the girls had to finish out the season on the fields they were forced to use. Coaches had to mow the grass. No dugouts, no parking, it was very unsafe to say the least.
- We would love for sports programs to be offered for ages 2 and 3 rather than having to wait until child is 4.
- Work to connect Legacy Trail from horse park to hwy 460.
- Would like to see more programs offered for the working class 5:30 pm and after or on weekends.
- Would love to see agility equipment in the Great Crossing dogpark as well as a strong effort to create grass cover at the entrance of the large dog side. Also more seating areas.
- Yes the baseball/softball fields at great crossing park needs to be accessible to local teams. K think it's wrong that we paid taxes to have it built and cannot even use the facility!
- Your locker rooms are not cleaned regularly. With the current situation of recovering from Covid the staff are cleaning or sanitizing your facilities properly.

A graphic consisting of a white circle on the left containing the number '6', followed by a dark teal horizontal bar containing the text 'Survey Instrument' in white.

6 Survey Instrument



Georgetown-Scott County Parks and
Recreation
140 Pavilion Drive

Phone: (502) 863-7865 · Fax: (502) 867-3710 · www.gscparcs.com ·
gscparcs@gscparcs.com

***A Few Minutes of Your Time Will Help Make Georgetown and Scott County a
Better Place to Live, Work, and Play!***

Dear Georgetown and/or Scott County Resident:

The Georgetown-Scott County Parks and Recreation Department is undertaking a comprehensive study of its **recreation, programs, and parks** – a Parks and Recreation Strategic Master Plan. We will be looking at our current offerings and planning for future needs.

The enclosed survey is an important part of this process. **Your household was one of a limited number selected at random to receive this survey. It will only take about 10 minutes to complete. Your responses will remain confidential.**

We need to hear from you to make good decisions about community needs. Please complete and return your survey within the **next two weeks**.

Our Master Plan Consultants, Brandstetter Carroll Inc. of Lexington, has selected ETC Institute, an independent consulting company, to compile the confidential data received. Once received, the results will be presented to the Master Plan Steering Committee. Return your completed survey in the enclosed postage-paid envelope addressed to ETC Institute, 725 W. Frontier Circle, Olathe, KS 66061.

If you prefer to take the survey over the web, the address is GSCParkSurvey.org.

For more information, contact Kimberly Rice, Parks Director.

Sincerely,

A handwritten signature in black ink that reads "Kimberly Rice". The signature is written in a cursive, flowing style.

Kimberly Rice
Parks Director



2023 Georgetown-Scott County Parks and Recreation Survey

The Georgetown-Scott County Parks and Recreation Board would like your input to help determine parks and recreation priorities for our community. This survey will take approximately 10 minutes to complete. When you are finished, please return your survey in the enclosed postage-paid, return-reply envelope. We greatly appreciate your time!

1. **Approximately how often did you or members of your household visit Georgetown-Scott County parks and facilities during the past year?**

- (1) 1 to 5 visits (3) 11-19 visits (5) Did not visit *[Skip to Question 5.]*
 (2) 6 to 10 visits (4) 20 or more visits (9) Don't know *[Skip to Question 5.]*

2. **From the following list, please check ALL of the parks and recreation facilities that you or members of your household have visited in the past 12 months.**

- | | |
|--|--|
| <input type="checkbox"/> (01) Brooking Park (formerly Scott Co. Park & Fair Grounds) | <input type="checkbox"/> (13) Royal Springs Park |
| <input type="checkbox"/> (02) Cardome Park (Boat ramp) | <input type="checkbox"/> (14) Scott County Community Park (Mefford Farm) |
| <input type="checkbox"/> (03) Eagle Creek Park (Sadieville-boat ramp) | <input type="checkbox"/> (15) The Pavilion |
| <input type="checkbox"/> (04) Ed Davis Park | <input type="checkbox"/> (16) Playground/Skate Park at the Pavilion |
| <input type="checkbox"/> (05) Ed Davis Learning Center | <input type="checkbox"/> (17) Suffoletta Park |
| <input type="checkbox"/> (06) Finley Park | <input type="checkbox"/> (18) Suffoletta Family Aquatic Center |
| <input type="checkbox"/> (07) Lisle Road Soccer Complex | Parks by Others |
| <input type="checkbox"/> (08) Lower Great Crossing Park | <input type="checkbox"/> (19) Buffalo Springs Park (Stamping round) |
| <input type="checkbox"/> (09) Marshall Park | <input type="checkbox"/> (20) Cecil Doan Park (Sadieville) |
| <input type="checkbox"/> (10) Oser Landing Park | <input type="checkbox"/> (21) Reservoir Park |
| <input type="checkbox"/> (11) Oxford Park | <input type="checkbox"/> (22) Upper Great Crossing Park (Fields) |
| <input type="checkbox"/> (12) Peninsula Park | <input type="checkbox"/> (23) Yuko-en on the Elkhorn Park |

3. **Which THREE of the facilities from the list in Question 2 did you visit the most in the last 12 months?** *[Please write in the numbers below for your 1st, 2nd, and 3rd most visited facilities using the numbers in Question 2 above, or circle "NONE."]*

1st: ____ 2nd: ____ 3rd: ____ NONE

4. **Overall, how would you rate the physical condition of ALL the Georgetown-Scott County parks and facilities you have visited?**

- (4) Excellent (3) Good (2) Fair (1) Poor

5. **Have you or other members of your household participated in any recreational programs offered by Georgetown-Scott County Parks and Recreation Department over the past 12 months?**

- (1) Yes *[Answer Questions 5a.]* (2) No *[Skip to Question 6.]*

5a. **How would you rate the quality of these programs?**

- (4) Excellent (3) Good (2) Fair (1) Poor

6. For each of the following functions that could be performed by the Georgetown-Scott County Parks and Recreation Department, please indicate if you feel the function is very important, somewhat important, not important, or not sure by circling the corresponding number.

Type of Function	Very Important	Somewhat Important	Not Important	Not Sure
01. Providing places for outdoor sports programs	4	3	2	1
02. Providing places for indoor recreation and fitness activities	4	3	2	1
03. Providing programs for residents of all ages and families	4	3	2	1
04. Operating and maintaining parks and facilities	4	3	2	1
05. Allocating resources equally to different parts of the community	4	3	2	1
06. Providing trails and linear parks	4	3	2	1
07. Providing places for cultural programs (e.g., theater, arts, dance)	4	3	2	1
08. Providing programs for specific ages (e.g., seniors, teens)	4	3	2	1
09. Preserving the environment and providing open space/green space	4	3	2	1

7. Which THREE of the functions listed in Question 6 do you think should be most important for Georgetown-Scott County Parks and Recreation to provide? [Please write in the numbers below for your 1st, 2nd, and 3rd choices using the numbers from the list in Question 6 above.]

1st: ____ 2nd: ____ 3rd: ____

8. From the following list, please check ALL the organizations that you and members of your household use for parks and recreation programs and facilities.

- ____ (01) Private schools
- ____ (02) Churches/Upward
- ____ (03) Private youth sports leagues
- ____ (04) YMCA
- ____ (05) School District
- ____ (06) Georgetown-Scott County Parks and Recreation
- ____ (07) Organized sports organizations (SCYB, SCSC, GFC, SCYF, GFV, Stingrays, JOAD Archery, Georgetown Cricket Club, etc.)
- ____ (08) Private clubs (tennis, health and fitness)
- ____ (09) Neighboring cities/counties/state parks
- ____ (10) Georgetown College
- ____ (11) Homeowners associations/apartment complex
- ____ (12) Other: _____
- ____ (13) None, do not use any organizations

9. From the list in Question 8, which TWO organizations do you and your household USE THE MOST for recreation and parks programs and facilities? [Write in the numbers from the list in Question 8 for the TWO agencies you use most.]

1st: ____ 2nd: ____

10. Please indicate whether you or your household members currently use each facility (or would like to use if available). Then please identify what type of investment you would like to see in Georgetown and Scott County (one type per facility).

Type of Facility	Do you use or want to use this facility?		What type of investment you would like to see?			
			Revitalization/ upgrades to existing	New development	Both	No investment needed
01. Basketball courts (outdoor)	Yes	No	4	3	2	1
02. Canoe/kayak launch	Yes	No	4	3	2	1
03. Community gardens	Yes	No	4	3	2	1
04. Community/recreation centers	Yes	No	4	3	2	1
05. Disc golf courses	Yes	No	4	3	2	1
06. Dog parks (off-leash)	Yes	No	4	3	2	1
07. Fields - baseball/softball diamonds	Yes	No	4	3	2	1
08. Fields - multipurpose (soccer/lacrosse/football/etc.)	Yes	No	4	3	2	1
09. Field - indoor multipurpose fields	Yes	No	4	3	2	1
10. Fishing access	Yes	No	4	3	2	1
11. Fitness equipment/obstacle course (outdoor)	Yes	No	4	3	2	1
12. Fitness equipment (indoor)	Yes	No	4	3	2	1
13. Gymnasium/court space (indoor)	Yes	No	4	3	2	1
14. Large community parks	Yes	No	4	3	2	1
15. Natural areas/nature parks	Yes	No	4	3	2	1
16. Nature center	Yes	No	4	3	2	1
17. Pickleball courts	Yes	No	4	3	2	1
18. Picnic shelters/picnic areas	Yes	No	4	3	2	1
19. Playgrounds	Yes	No	4	3	2	1
20. Senior centers	Yes	No	4	3	2	1
21. Skate parks	Yes	No	4	3	2	1
22. Small neighborhood parks	Yes	No	4	3	2	1
23. Splash pads/spraygrounds	Yes	No	4	3	2	1
24. Special needs facilities	Yes	No	4	3	2	1
25. Stage or amphitheater (outdoor)	Yes	No	4	3	2	1
26. Swimming pools (indoor)	Yes	No	4	3	2	1
27. Swimming pools/aquatic centers (outdoor)	Yes	No	4	3	2	1
28. Tennis courts	Yes	No	4	3	2	1
29. Trails - mountain biking	Yes	No	4	3	2	1
30. Trails - multiuse	Yes	No	4	3	2	1
31. Trails - walking/hiking	Yes	No	4	3	2	1
32. Volleyball courts	Yes	No	4	3	2	1
33. Other: _____	Yes	No	4	3	2	1

11. Which FOUR of the facilities from the list in Question 10 are most important to your household? [Using the numbers in the left hand column of Question 10 above, please write in the numbers below for your 1st, 2nd, 3rd and 4th choices, or circle "NONE."]

1st: _____ 2nd: _____ 3rd: _____ 4th: _____ NONE

12. Please indicate whether you or household members currently participate in each program (or would like to use if available). Then please identify what type of investment you would like to see in Georgetown and Scott County (one type per activity).

Type of Program	Do you attend or want to attend?		What type of investment you would like to see?			
			Additional Capacity or Times/Days	More Variety of Program Offerings	Both	No change needed
01. Adult classes (e.g., art, cooking, gardening)	Yes	No	4	3	2	1
02. Art and, performing arts (adult)	Yes	No	4	3	2	1
03. Art and performing arts (youth)	Yes	No	4	3	2	1
04. Before and after school programs	Yes	No	4	3	2	1
05. Bicycle/pedestrian safety programs	Yes	No	4	3	2	1
06. Concerts/art performances	Yes	No	4	3	2	1
07. Dance and gymnastics	Yes	No	4	3	2	1
08. Festivals	Yes	No	4	3	2	1
09. Fishing, canoeing, or boating	Yes	No	4	3	2	1
10. Fitness and wellness programs (adult)	Yes	No	4	3	2	1
11. Fitness and wellness programs (youth)	Yes	No	4	3	2	1
12. Home school programs	Yes	No	4	3	2	1
13. Martial arts programs	Yes	No	4	3	2	1
14. Movies (outdoor)	Yes	No	4	3	2	1
15. Nature programs	Yes	No	4	3	2	1
16. Pet exercise programs	Yes	No	4	3	2	1
17. Preschool programs	Yes	No	4	3	2	1
18. Programs for persons ages 50+	Yes	No	4	3	2	1
19. Special events	Yes	No	4	3	2	1
20. Special needs programs	Yes	No	4	3	2	1
21. Sports programs (adult)	Yes	No	4	3	2	1
22. Sports programs (youth)	Yes	No	4	3	2	1
23. Summer camp programs (youth)	Yes	No	4	3	2	1
24. Swim lessons	Yes	No	4	3	2	1
25. Swimming - recreational	Yes	No	4	3	2	1
26. Swimming and diving - competitive	Yes	No	4	3	2	1
27. Teen programs	Yes	No	4	3	2	1
28. Water fitness programs	Yes	No	4	3	2	1
29. Other: _____	Yes	No	4	3	2	1

13. Which FOUR of the activities and recreation programs listed in Question 12 would you and members of your household participate in more often if more programming was provided by the Parks and Recreation Board? [Using the numbers in the left hand column of Question 12 above, please write in the numbers below for your 1st, 2nd, 3rd and 4th choices, or circle "NONE."]

1st: _____ 2nd: _____ 3rd: _____ 4th: _____ NONE

14. Please check ALL of the improvements you would like to see at Georgetown and Scott County parks.

- | | | |
|---|---|--|
| <input type="checkbox"/> (01) Park entrance signs | <input type="checkbox"/> (08) Dog park | <input type="checkbox"/> (15) Fishing piers |
| <input type="checkbox"/> (02) Parking | <input type="checkbox"/> (09) Playground equipment | <input type="checkbox"/> (16) Handicap accessibility |
| <input type="checkbox"/> (03) Sidewalks | <input type="checkbox"/> (10) Bike racks | <input type="checkbox"/> (17) Sand volleyball courts |
| <input type="checkbox"/> (04) Drinking fountains | <input type="checkbox"/> (11) Picnic shelters | <input type="checkbox"/> (18) Park security lighting |
| <input type="checkbox"/> (05) Restrooms | <input type="checkbox"/> (12) Picnic tables/benches | <input type="checkbox"/> (19) Other: _____ |
| <input type="checkbox"/> (06) Trail lighting | <input type="checkbox"/> (13) Outdoor basketball courts | |
| <input type="checkbox"/> (07) Natural areas | <input type="checkbox"/> (14) Sports fields lighting | |

15. Please check ALL of the ways you prefer to learn about Georgetown-Scott County programs or activities.

- | | |
|---|---|
| <input type="checkbox"/> (01) Newspaper | <input type="checkbox"/> (08) Visited or called a Parks Department office |
| <input type="checkbox"/> (02) Fliers | <input type="checkbox"/> (09) Georgetown-Scott County Government |
| <input type="checkbox"/> (03) Word of mouth | <input type="checkbox"/> (10) Radio/Television |
| <input type="checkbox"/> (04) Website | <input type="checkbox"/> (11) Social networking (Facebook, Twitter, etc.) |
| <input type="checkbox"/> (05) Email | <input type="checkbox"/> (12) Organized sports organization |
| <input type="checkbox"/> (06) Seasonal Program Guide | <input type="checkbox"/> (13) Schools |
| <input type="checkbox"/> (07) P&R Happenings Newsletter | <input type="checkbox"/> (14) Other: _____ |

16. If you had \$100 in new funding, how would you allocate the \$100 among the following types of parks and recreation facilities in Georgetown and Scott County? [Please be sure your total adds up to \$100.]

- \$ _____ Acquisition of land for open space/green space
 - \$ _____ Development of walking and biking trails
 - \$ _____ Improvements/maintenance of existing parks, playgrounds, and picnic areas
 - \$ _____ Improvements/construction of new game fields (e.g., softball, soccer, baseball, lacrosse)
 - \$ _____ Development of new outdoor parks and recreation facilities (e.g., playgrounds, shelters)
 - \$ _____ Development of new indoor recreation facilities (e.g., gyms, exercise equipment, pools)
 - \$ _____ New or improved skate park
 - \$ _____ New pickleball courts
 - \$ _____ Other: _____
- \$ 100 TOTAL**

17. What would encourage you and your household to participate in more offerings by Georgetown-Scott County Parks and Recreation?

- | | |
|--|---|
| <input type="checkbox"/> (01) Addition of desired programs | <input type="checkbox"/> (11) Improvement of existing facilities |
| <input type="checkbox"/> (02) Addition of shade features | <input type="checkbox"/> (12) More convenient program locations |
| <input type="checkbox"/> (03) Additional hours/days of operation | <input type="checkbox"/> (13) Transportation to programming |
| <input type="checkbox"/> (04) Additional/improved seating | <input type="checkbox"/> (14) More parking |
| <input type="checkbox"/> (05) Better marketing/promotion | <input type="checkbox"/> (15) More/improved restrooms |
| <input type="checkbox"/> (06) Development of desired facilities | <input type="checkbox"/> (16) New parks/facilities closer to home |
| <input type="checkbox"/> (07) Improved accessibility | <input type="checkbox"/> (17) Reduced fees |
| <input type="checkbox"/> (08) Improved customer service by staff | <input type="checkbox"/> (18) None |
| <input type="checkbox"/> (09) Improved maintenance | <input type="checkbox"/> (19) Other: _____ |
| <input type="checkbox"/> (10) Improved security | |

18. How strongly would you support a tax to fund the development and operations of the types of parks, recreation, trails, programming and facilities and activities that are most important to you and members of your household?

- | | | |
|---|--|---------------------------------------|
| <input type="checkbox"/> (5) Strongly support | <input type="checkbox"/> (3) Moderately oppose | <input type="checkbox"/> (1) Not sure |
| <input type="checkbox"/> (4) Moderately support | <input type="checkbox"/> (2) Strongly oppose | |

Demographics**19. What is your race/ethnicity?**

- (01) Asian or Asian Indian (05) Native Hawaiian or other Pacific Islander
 (02) Black or African American (06) Hispanic, Spanish, Latino/a/x
 (03) American Indian or Alaska Native (99) Other: _____
 (04) White or Caucasian

20. Counting yourself, how many people in your household are...

- Under 5 years: 15 - 19 years: 35 - 44 years: 65+ years:
 5 - 9 years: 20 - 24 years: 45 - 54 years:
 10 - 14 years: 25 - 34 years: 55 - 64 years:

21. What is your annual household income? [Optional]

- (1) Less than \$25,000 (3) \$50,000 to \$74,999 (5) \$100,000 or more
 (2) \$25,000 to \$49,999 (4) \$75,000 to \$99,999 (6) Choose not to respond

22. Are you a full-time student at Georgetown College? (1) Yes (2) No**23. Are you or any members of your household pass holders of the Pavilion?**

- (1) Yes (2) No

24. Are there any other suggestions you have to improve parks and recreation opportunities in Georgetown and Scott County?

25. Would you be willing to participate in future surveys sponsored by Georgetown and Scott County?

- (1) Yes [Please answer Q25a.] (2) No

25a. Please provide your contact information.

Mobile Phone Number: _____

Email Address: _____

This concludes the survey. Thank you for your time!

Please return your completed survey in the enclosed return-reply envelope addressed to:
ETC Institute, 725 W. Frontier Circle, Olathe, KS 66061

Your responses will remain completely confidential. The information to the right will ONLY be used to help identify the level of need and priorities in your area. Thank you!