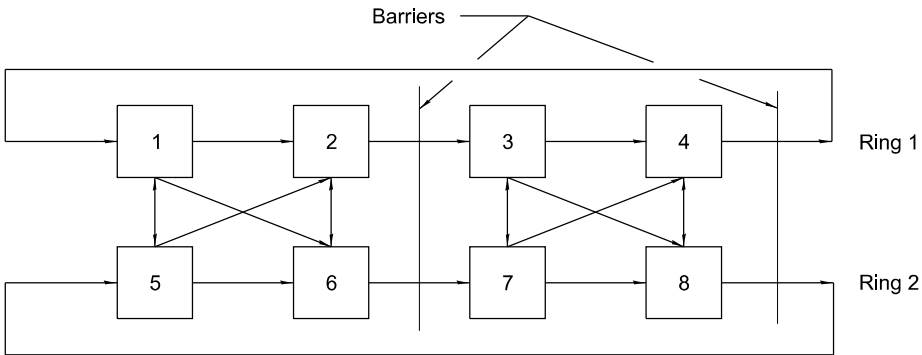


STANDARD PHASE DESIGNATION DIAGRAM (NEMA)




**NEMA EIGHT PHASE DUAL RING
ACTUATED CONFIGURATION**

LEGEND


- (X), [X] Vehicular phase no. x
- (PX) Pedestrian phase no. x
- (A), (B), (C), (D) Right turn overlaps where:
- (A) = (2) + (3)
- (B) = (4) + (5)
- (C) = (6) + (7)
- (D) = (8) + (1)
- NEMA National Electrical Manufacturers Association

DATE	REVISIONS	<div>STANDARD PHASE DESIGNATION DIAGRAMS AND PHASE SEQUENCES</div> <div>(Sheet 1 of 2)</div>
1-1-09	Omitted note regarding units of length.	
1-1-97	Renum. Standard 2393-2.	
		STANDARD 857001-01



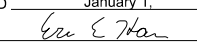
Illinois Department of Transportation

APPROVED January 1, 2009



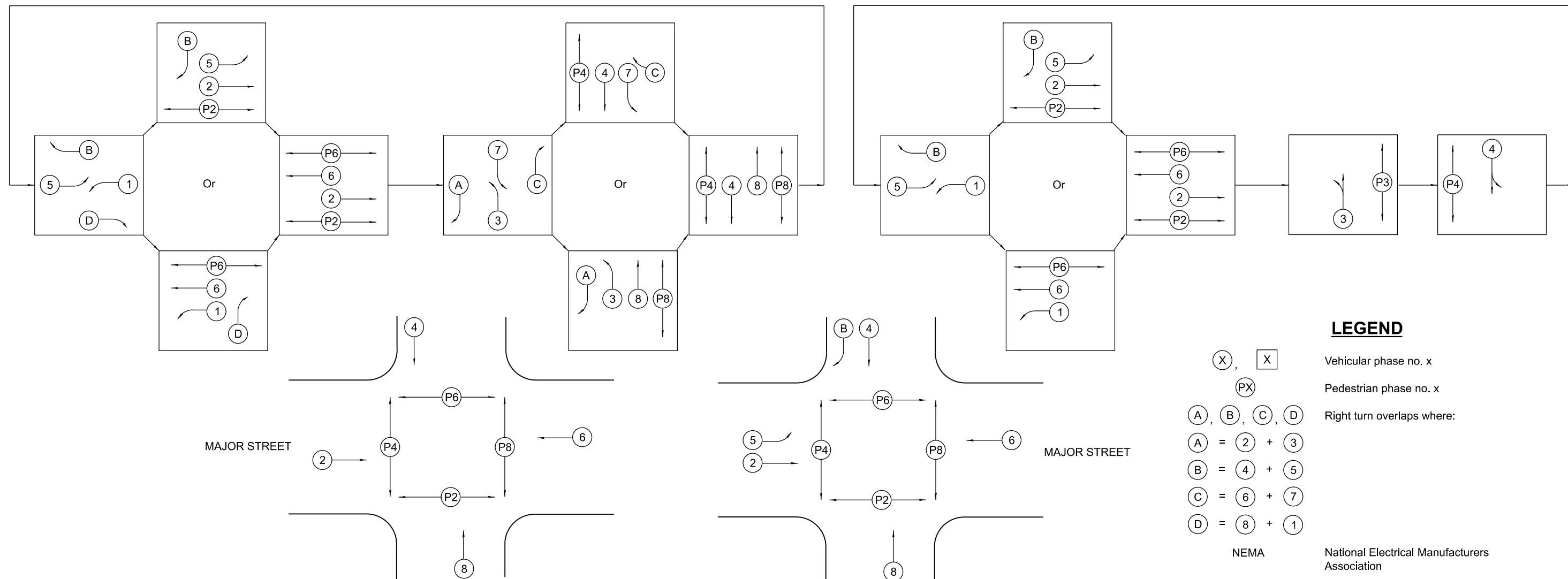
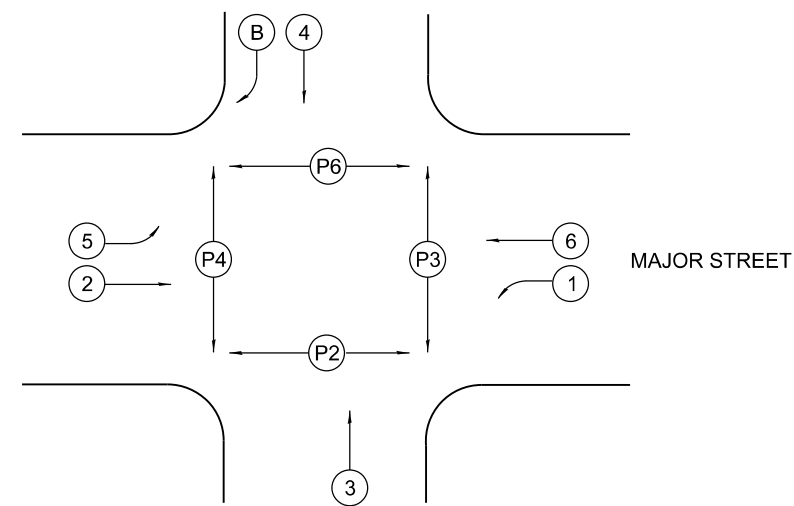
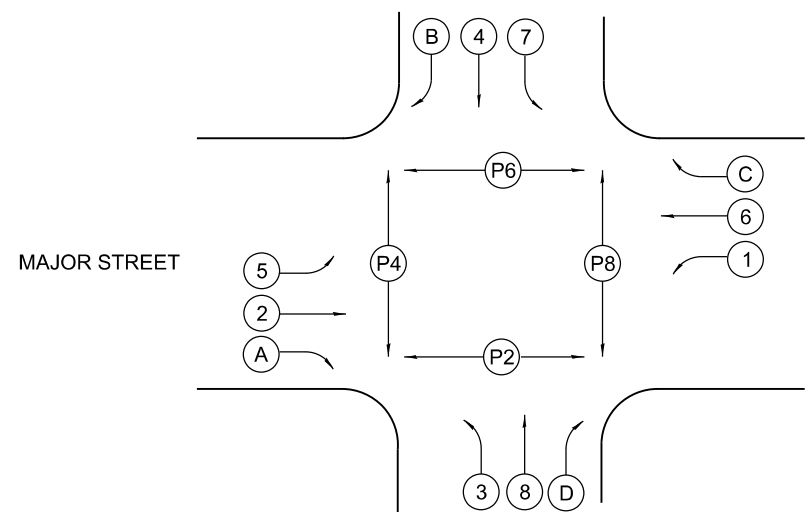
ENGINEER OF OPERATIONS

APPROVED January 1, 2009



ENGINEER OF DESIGN AND ENVIRONMENT

ISSUED 1-1-97



LEGEND

- (X), [X] Vehicular phase no. x
- (PX) Pedestrian phase no. x
- (A), (B), (C), (D) Right turn overlaps where:
- A = 2 + 3
- B = 4 + 5
- C = 6 + 7
- D = 8 + 1
- NEMA National Electrical Manufacturers Association