

ANCHOR ROD DETAIL

GENERAL NOTES

Signal heads, sign panels, and other attachments are shown for minimum design loading purposes only. Each signal head shall weigh 80 lb (36 kg) and have a projected area of 14.7 sq. ft. (1.37 sq. m).

See Standard 720016 for location of sign panel or blankout sign closest to pole.

See standard 821101 for luminaire wiring diagram.


All dimensions are in inches (millimeters) unless otherwise shown.

STEEL COMB. MAST ARM
ASSEMBLY AND POLE
56' THROUGH 75'

STANDARD 877012-07


MAST ARM LENGTH	ANCHOR ROD CIRCLE	ANCHOR ROD SIZE
56' thru 64' (17.07 m thru 19.51 m)	24 (610)	1 3/4 x 7" (44 x 2.10 m)
65' thru 75' (19.81 m thru 22.86 m)	27 (685)	2 x 7'-6" (51 x 2.29 m)

DATE	REVISIONS
1-1-19	Remove tenon top info. Rev.
	luminaire arm info. Rev. second
	luminaire info.
1-1-18	Rev. hand hole location. Rev. Gen.
	Notes for sign location. Replaced
	rod hooks with nuts.




Illinois Department of Transportation

APPROVED January 1, 2019



ENGINEER OF OPERATIONS

APPROVED January 1, 2019



ENGINEER OF DESIGN AND ENVIRONMENT

ISSUED 1-1-08