

BDE SPECIAL PROVISIONS  
For the January 17 and March 7, 2025 Lettings

The following special provisions indicated by a “check mark” are applicable to this contract and will be included by the Project Coordination and Implementation Section of the Bureau of Design & Environment (BDE).

File Name	#		Special Provision Title	Effective	Revised	
	80099	1	<input type="checkbox"/>	Accessible Pedestrian Signals (APS)	April 1, 2003	Jan. 1, 2022
	80274	2	<input type="checkbox"/>	Aggregate Subgrade Improvement	April 1, 2012	April 1, 2022
	80192	3	<input type="checkbox"/>	Automated Flagger Assistance Devices	Jan. 1, 2008	April 1, 2023
	80173	4	<input type="checkbox"/>	Bituminous Materials Cost Adjustments	Nov. 2, 2006	Aug. 1, 2017
	80426	5	<input type="checkbox"/>	Bituminous Surface Treatment with Fog Seal	Jan. 1, 2020	Jan. 1, 2022
*	80241	6	<input type="checkbox"/>	Bridge Demolition Debris	July 1, 2009	
*	50531	7	<input type="checkbox"/>	Building Removal	Sept. 1, 1990	Aug. 1, 2022
*	50261	8	<input type="checkbox"/>	Building Removal with Asbestos Abatement	Sept. 1, 1990	Aug. 1, 2022
	80460	9	<input type="checkbox"/>	Cement, Finely Divided Minerals, Admixtures, Concrete, and Mortar	Jan. 1, 2025	
	80384	10	<input type="checkbox"/>	Compensable Delay Costs	June 2, 2017	April 1, 2019
*	80198	11	<input type="checkbox"/>	Completion Date (via calendar days)	April 1, 2008	
*	80199	12	<input type="checkbox"/>	Completion Date (via calendar days) Plus Working Days	April 1, 2008	
	80461	13	<input type="checkbox"/>	Concrete Barrier	Jan. 1, 2025	
	80453	14	<input type="checkbox"/>	Concrete Sealer	Nov. 1, 2023	
	80261	15	<input type="checkbox"/>	Construction Air Quality – Diesel Retrofit	June 1, 2010	Jan. 1, 2025
*	80029	16	<input type="checkbox"/>	Disadvantaged Business Enterprise Participation	Sept. 1, 2000	Mar. 2, 2019
	80229	17	<input type="checkbox"/>	Fuel Cost Adjustment	April 1, 2009	Aug. 1, 2017
	80452	18	<input type="checkbox"/>	Full Lane Sealant Waterproofing System	Nov. 1, 2023	
	80447	19	<input type="checkbox"/>	Grading and Shaping Ditches	Jan. 1, 2023	
	80433	20	<input type="checkbox"/>	Green Preformed Thermoplastic Pavement Markings	Jan. 1, 2021	Jan. 1, 2022
	80456	21	<input type="checkbox"/>	Hot-Mix Asphalt	Jan. 1, 2024	Jan. 1, 2025
	80446	22	<input type="checkbox"/>	Hot-Mix Asphalt - Longitudinal Joint Sealant	Nov. 1, 2022	Aug. 1, 2023
	80438	23	<input type="checkbox"/>	Illinois Works Apprenticeship Initiative – State Funded Contracts	June 2, 2021	April 2, 2024
	80450	24	<input type="checkbox"/>	Mechanically Stabilized Earth Retaining Walls	Aug. 1, 2023	
	80441	25	<input type="checkbox"/>	Performance Graded Asphalt Binder	Jan. 1, 2023	
	80459	26	<input type="checkbox"/>	Preformed Plastic Pavement Marking	June 2, 2024	
*	34261	27	<input type="checkbox"/>	Railroad Protective Liability Insurance	Dec. 1, 1986	Jan. 1, 2022
	80455	28	<input type="checkbox"/>	Removal and Disposal of Regulated Substances	Jan. 1, 2024	April 1, 2024
	80445	29	<input type="checkbox"/>	Seeding	Nov. 1, 2022	
	80457	30	<input type="checkbox"/>	Short Term and Temporary Pavement Markings	April 1, 2024	April 2, 2024
	80462	31	<input type="checkbox"/>	Sign Panels and Appurtenances	Jan. 1, 2025	
	80448	32	<input type="checkbox"/>	Source of Supply and Quality Requirements	Jan. 2, 2023	
	80340	33	<input type="checkbox"/>	Speed Display Trailer	April 2, 2014	Jan. 1, 2022
	80127	34	<input type="checkbox"/>	Steel Cost Adjustment	April 2, 2004	Jan. 1, 2022
	80397	35	<input type="checkbox"/>	Subcontractor and DBE Payment Reporting	April 2, 2018	
	80391	36	<input type="checkbox"/>	Subcontractor Mobilization Payments	Nov. 2, 2017	April 1, 2019
	80437	37	<input type="checkbox"/>	Submission of Payroll Records	April 1, 2021	Nov. 2, 2023
	80435	38	<input type="checkbox"/>	Surface Testing of Pavements – IRI	Jan. 1, 2021	Jan. 1, 2023
*	20338	39	<input type="checkbox"/>	Training Special Provisions	Oct. 15, 1975	Sept. 2, 2021
	80429	40	<input type="checkbox"/>	Ultra-Thin Bonded Wearing Course	April 1, 2020	Jan. 1, 2022
	80439	41	<input type="checkbox"/>	Vehicle and Equipment Warning Lights	Nov. 1, 2021	Nov. 1, 2022
	80458	42	<input type="checkbox"/>	Waterproofing Membrane System	Aug. 1, 2024	
	80302	43	<input type="checkbox"/>	Weekly DBE Trucking Reports	June 2, 2012	Nov. 1, 2021
	80454	44	<input type="checkbox"/>	Wood Sign Support	Nov. 1, 2023	
	80427	45	<input type="checkbox"/>	Work Zone Traffic Control Devices	Mar. 2, 2020	Jan. 1, 2025
*	80071	46	<input type="checkbox"/>	Working Days	Jan. 1, 2002	

Highlighted items indicate a new or revised special provision for the letting.

An \* indicates the special provision requires additional information from the designer, which needs to be submitted separately. The Project Coordination and Implementation Section will then include the information in the applicable special provision.

The following special provisions have been deleted from use.

<u>File Name</u>	<u>Special Provision Title</u>	<u>Effective</u>	<u>Revised</u>
80449	Cement, Type IL	Aug. 1, 2023	
80451	Portland Cement Concrete	Aug. 1, 2023	

The following special provisions are in the 2025 Supplemental Specifications and Recurring Special Provisions.


<u>File Name</u>	<u>Special Provision Title</u>	<u>New Location(s)</u>	<u>Effective</u>	<u>Revised</u>
80434	Corrugated Plastic Pipe (Culvert and Storm Sewer)	Articles 542.03, 550.03, 1040.03, 1040.04(b), 1040.04(d) & 1040.08	Jan. 1, 2021	
80443	High Tension Cable Median Barrier Removal	Section 632	April 1, 2022	
80045	Material Transfer Device	Articles 406.03, 406.06(f), 406.13(b), 406.14 & 1102.02	Nov 15, 1999	Jan. 1, 2022
80410	Traffic Spotters	Article 701.13	Jan. 1, 2019	



# Illinois Department of Transportation

## Memorandum

---

To: Regional Engineers  
From: Jack A. Elston   
Subject: Special Provision for Training Special Provisions  
Date: October 1, 2021

---

This special provision was created for the IDOT Training Program in accordance with 23 U.S.C. 140(a). It has been revised to base the applicability of the Illinois Works Apprenticeship Initiative (30 ILCS 559/20-20 to 20-25) on the awarded contract value.

This special provision should be inserted into federal-aid contracts with at least one trainee identified by the Office of Business and Workforce Diversity (OBWD).

The districts should include the BDE Check Sheet marked with the applicable special provisions for the January 21, 2022 and subsequent lettings. The Project Coordination and Implementation Section will include a copy in the contract.

20338m

## **TRAINING SPECIAL PROVISIONS (BDE)**

Effective: October 15, 1975

Revised: September 2, 2021

This Training Special Provision supersedes Section 7b of the Special Provision entitled "Specific Equal Employment Opportunity Responsibilities," and is in implementation of 23 U.S.C. 140(a).

As part of the Contractor's equal employment opportunity affirmative action program, training shall be provided as follows:

The Contractor shall provide on-the-job training aimed at developing full journeyman in the type of trade or job classification involved. The number of trainees to be trained under this contract will be \_\_\_\_\_. In the event the Contractor subcontracts a portion of the contract work, it shall determine how many, if any, of the trainees are to be trained by the subcontractor, provided however, that the Contractor shall retain the primary responsibility for meeting the training requirements imposed by this special provision. The Contractor shall also ensure that this Training Special Provision is made applicable to such subcontract. Where feasible, 25 percent of apprentices or trainees in each occupation shall be in their first year of apprenticeship or training.

The number of trainees shall be distributed among the work classifications on the basis of the Contractor's needs and the availability of journeymen in the various classifications within the reasonable area of recruitment. Prior to commencing construction, the Contractor shall submit to the Illinois Department of Transportation for approval the number of trainees to be trained in each selected classification and training program to be used. Furthermore, the Contractor shall specify the starting time for training in each of the classifications. The Contractor will be credited for each trainee it employs on the contract work who is currently enrolled or becomes enrolled in an approved program and will be reimbursed for such trainees as provided hereinafter.

Training and upgrading of minorities and women toward journeyman status is a primary objective of this Training Special Provision. Accordingly, the Contractor shall make every effort to enroll minority trainees and women (e.g. by conducting systematic and direct recruitment through public and private sources likely to yield minority and women trainees) to the extent such persons are available within a reasonable area of recruitment. The Contractor will be responsible for demonstrating the steps it has taken in pursuance thereof, prior to a determination as to whether the Contractor is in compliance with this Training Special Provision. This training commitment is not intended, and shall not be used, to discriminate against any applicant for training, whether a member of a minority group or not.

No employee shall be employed as a trainee in any classification in which he or she has successfully completed a training course leading to journeyman status or in which he or she has been employed as a journeyman. The Contractor should satisfy this requirement by including appropriate questions in the employee application or by other suitable means. Regardless of the method used, the Contractor's records should document the findings in each case.

The minimum length and type of training for each classification will be as established in the training program selected by the Contractor and approved by the Illinois Department of Transportation and the Federal Highway Administration. The Illinois Department of Transportation and the Federal Highway Administration shall approve a program, if it is reasonably calculated to meet the equal employment opportunity obligations of the Contractor and to qualify the average trainee for journeyman status in the classification concerned by the end of the training period. Furthermore, apprenticeship programs registered with the U.S. Department of Labor, Bureau of Apprenticeship and Training, or with a State apprenticeship agency recognized by the Bureau and training programs approved by not necessarily sponsored by the U.S. Department of Labor Employment Training Administration shall also be considered acceptable provided it is being administered in a manner consistent with the equal employment obligations of Federal-aid highway construction contracts. Approval or acceptance of a training program shall be obtained from the State prior to commencing work on the classification covered by the program. It is the intention of these provisions that training is to be provided in the construction crafts rather than clerk-typists or secretarial-type positions. Training is permissible in lower level management positions such as office engineers, estimators, timekeepers, etc., where the training is oriented toward construction applications. Training in the laborer classification may be permitted provided that significant and meaningful training is provided and approved by the Illinois Department of Transportation and the Federal Highway Administration. Some offsite training is permissible as long as the training is an integral part of an approved training program and does not comprise a significant part of the overall training.

Except as otherwise noted below, the Contractor will be reimbursed 80 cents per hour of training given an employee on this contract in accordance with an approved training program. As approved by the Engineer, reimbursement will be made for training of persons in excess of the number specified herein. This reimbursement will be made even though the Contractor receives additional training program funds from other sources, provided such other source does not specifically prohibit the Contractor from receiving other reimbursement. Reimbursement for offsite training indicated above may only be made to the Contractor where he does one or more of the following and the trainees are concurrently employed on a Federal-aid project; contributes to the cost of the training, provides the instruction to the trainee or pays the trainee's wages during the offsite training period.

No payment shall be made to the Contractor if either the failure to provide the required training, or the failure to hire the trainee as a journeyman, is caused by the Contractor and evidences a lack of good faith on the part of the Contractor in meeting the requirement of this Training Special Provision. It is normally expected that a trainee will begin his training on the project as soon as feasible after start of work utilizing the skill involved and remain on the project as long as training opportunities exist in his work classification or until he has completed his training program.

It is not required that all trainees be on board for the entire length of the contract. A Contractor will have fulfilled his responsibilities under this Training Special Provision if he has provided acceptable training to the number of trainees specified. The number trained shall be determined on the basis of the total number enrolled on the contract for a significant period.

Trainees will be paid at least 60 percent of the appropriate minimum journeyman's rate specified in the contract for the first half of the training period, 75 percent for the third quarter of the training period, and 90 percent for the last quarter of the training period, unless apprentices or trainees in an approved existing program are enrolled as trainees on this project. In that case, the appropriate rates approved by the Departments of Labor or Transportation in connection with the existing program shall apply to all trainees being trained for the same classification who are covered by this Training Special Provision.

The Contractor shall furnish the trainee a copy of the program he will follow in providing the training. The Contractor shall provide each trainee with a certification showing the type and length of training satisfactorily complete.

The Contractor shall provide for the maintenance of records and furnish periodic reports documenting its performance under this Training Special Provision.

For contracts with an awarded contract value of \$500,000 or more, the Contractor is required to comply with the Illinois Works Apprenticeship Initiative (30 ILCS 559/20-20 to 20-25) and all applicable administrative rules to the extent permitted by Section 20-20(g). For federally funded projects, the number of trainees to be trained under this contract, as stated in the Training Special Provisions, will be the established goal for the Illinois Works Apprenticeship Initiative 30 ILCS 559/20-20(g). The Contractor shall make a good faith effort to meet this goal. For federally funded projects, the Illinois Works Apprenticeship Initiative will be implemented using the FHWA approved OJT procedures. The Contractor must comply with the recordkeeping and reporting obligations of the Illinois Works Apprenticeship Initiative for the life of the project, including the certification as to whether the trainee/apprentice labor hour goals were met.

Method of Measurement. The unit of measurement is in hours.


Basis of Payment. This work will be paid for at the contract unit price of 80 cents per hour for TRAINEES. The estimated total number of hours, unit price, and total price have been included in the schedule of prices.



# Illinois Department of Transportation

## Memorandum

---

To: Regional Engineers  
From: Jack A. Elston   
Subject: Special Provision for Railroad Protective Liability Insurance  
Date: October 1, 2021

---

This special provision has been revised to incorporate the BDE Special Provision, "Railroad Protective Liability Insurance (5 and 10)" by adding a field to indicate when the railroad is a Class 1. It has also been revised to update the list of Class 1 railroads and remove redundancy with Article 107.11 as revised in the 2022 Standard Specifications.

This special provision should be used for all railroads. The following is a list of Class 1 railroads:

The Belt Railway Company of Chicago  
BNSF Railway Company  
Chicago, Central & Pacific Railroad Company and its Parents  
Canadian Pacific Railway/Soo Line Railroad  
CSX Transportation, Inc.  
Dakota, Minnesota, and Eastern Railroad Company  
Grand Trunk Western Railroad Company and its Parents  
Illinois Central Railroad Company and its Parents  
Indiana Harbor Belt Railroad Company  
The Kansas City Southern Railway Company and its Affiliates / Gateway  
Western Railway  
Metra \*  
Norfolk Southern Corporation and its subsidiaries  
Union Pacific Railroad Company  
Wisconsin Central, Ltd. Company and its Parents

\* When Metra is the Class 1 railroad, they shall be listed in the special provision as follows:

"The Commuter Rail Division of the Regional Transportation Authority, a division of an Illinois municipal corporation, and its affiliated separate public corporation known as the Northeast Illinois Regional Commuter Railroad Corporation, both operating under the service mark Metra, as now exists or may hereafter be constituted or acquired, and the Regional Transportation Authority, an Illinois municipal corporation."

The districts should include the BDE Check Sheet marked with the applicable special provisions for the January 21, 2022 and subsequent lettings. The Project Coordination and Implementation Section will include a copy in the contract.

3426lm



## RAILROAD PROTECTIVE LIABILITY INSURANCE (BDE)

Effective: December 1, 1986

Revised: January 1, 2022

Description. Railroad Protective Liability and Property Damage Liability Insurance shall be carried according to Article 107.11 of the Standard Specifications. A separate policy is required for each railroad unless otherwise noted.

---

NAMED INSURED & ADDRESS	NUMBER & SPEED OF PASSENGER TRAINS	NUMBER & SPEED OF FREIGHT TRAINS
-------------------------	------------------------------------	----------------------------------

---

Class 1 RR (Y or N):

DOT/AAR No.:

RR Division:

RR Mile Post:

RR Sub-Division:

For Freight/Passenger Information Contact:

Phone:

For Insurance Information Contact:

Phone:

---

Class 1 RR (Y or N):

DOT/AAR No.:

RR Division:

RR Mile Post:

RR Sub-Division:

For Freight/Passenger Information Contact:

Phone:

For Insurance Information Contact:

Phone:

---

Basis of Payment. Providing Railroad Protective Liability and Property Damage Liability Insurance will be paid for at the contract unit price per Lump Sum for RAILROAD PROTECTIVE LIABILITY INSURANCE.


3426I



# Illinois Department of Transportation

## Memorandum

---

To: Regional Engineers  
From: Jack A. Elston   
Subject: Special Provision for Building Removal with Asbestos Abatement  
Date: April 22, 2022

---

This special provision was developed by the Bureau of Design and Environment to replace three BDE Special Provisions: Building Removal – Case I (Non-Friable and Friable Asbestos), Building Removal – Case II (Non-Friable Asbestos), and Building Removal – Case III (Friable Asbestos). This special provision combines the three into one, provides clarification on when non-friable asbestos cannot remain in the building during demolition, removes redundant statements, and updates to current practice.

It should be included on contracts involving building removal with friable and/or non-friable asbestos. This special should be used when you have multiple buildings to be removed and at least one has asbestos.

Designer Note. Include the following from the asbestos containing building material (ACBM) building inspection report: (1) Sketches indicating the location of ACBMs, (2) Materials Description Table for a brief description and location of the various materials, and (3) Materials Quantities Table listing the approximate quantity of each friable and/or non-friable ACBM. In identifying the buildings (on page 1 of this BDE Special Provision), include if asbestos has been found within the description.

The pay item BUILDING REMOVAL NO. \_\_\_ should be inserted for each building on the contract, regardless of asbestos type.

The districts should include the BDE Check Sheet marked with the applicable special provisions for the August 5, 2022 and subsequent lettings. The Project Coordination and Implementation Section will include a copy in the contract.

5026im

## **BUILDING REMOVAL WITH ASBESTOS ABATEMENT (BDE)**

Effective: September 1, 1990

Revised: August 1, 2022

Description. This work shall consist of the removal and disposal of building(s), including all foundations, retaining walls, and piers, down to a plane 1 ft (300 mm) below the ultimate bottom of building elevation or proposed bottom of construction elevation. The building(s) are identified as follows:

<u>Bldg. No.</u>	<u>Parcel No.</u>	<u>Location</u>	<u>Description</u>
------------------	-------------------	-----------------	--------------------

### **CONSTRUCTION REQUIREMENTS**

General. The IEPA's "State of Illinois Demolition/Renovation/Asbestos Project Notification Form" shall be submitted and a copy sent to the Engineer. It shall be updated if there is a change in the start and/or finish date or if the quantity of asbestos changes by more than 20 percent.

Asbestos abatement work shall be performed by an IDPH licensed Contractor prequalified with the Illinois Capital Development Board who has an on-site supervisor licensed by IDPH and employs workers licensed by IDPH. This work shall be completed according to the requirements of the U.S. Environmental Protection Agency (USEPA), IEPA, OSHA, and local regulatory agencies.

Discontinuance of Utilities. The Contractor shall arrange for the discontinuance of all utility services and the removal of the metering devices that serve the building(s) according to the respective requirements and regulations of the city, county, or utility companies involved. The Contractor shall disconnect and seal the service outlets.

Posting. Upon execution of the contract and prior to the removal of any buildings, the Contractor shall paint or stencil, in contrasting colors of an oil base paint, on all sides of each building or structure, the following posting:

NO TRESPASSING  
VIOLATORS WILL BE PROSECUTED

The postings shall be positioned prominently on the structure(s) so they can be easily read and at a sufficient height to prevent defacing.

Asbestos Abatement. Friable asbestos containing building materials (ACBMs) and Category II non-friable ACBMs shall be removed from the building(s) prior to demolition. Category II non-friable ACBMs include asbestos containing transite boards, siding, and other cementitious materials (cement pipe or highly weathered roofing shingles/materials) which have a likelihood of becoming friable during typical demolition activities (by crumbling, pulverizing, or otherwise reducing to powder) making them regulated asbestos containing materials (RACM). Removed ACBM shall be kept separate from non-ACBM demolition debris for purposes of transport and disposal.

Category I non-friable ACBM may be kept in place for demolition or removal of the building unless it has become friable as determined by the ACBM inspector. If the Contractor demolishes the building(s) with the non-friable asbestos in place, the following shall apply.

- (a) The Contractor shall continuously wet the non-friable ACBM and other building debris with water during demolition and loading for disposal.
- (b) The Contractor shall dispose of all demolition debris as ACBM.

The Contractor shall perform air monitoring during asbestos abatement activities. Air sampling shall be conducted by a qualified air sampling professional. Air sampling shall be conducted according to NIOSH Method 7400. Air monitoring equipment shall be calibrated and maintained in proper operating condition. The Contractor shall submit a copy of the air sampling professional's certificate to the Engineer. The results of the tests, and daily calibration and maintenance records shall be kept on site and be available to the Engineer upon request.

Personal monitoring shall be conducted per applicable OSHA regulations. Excursion limits shall be monitored daily, and corrective actions taken immediately to bring excursions within OSHA permissible exposure limits.

When asbestos is removed prior to demolition, clearance testing per IDPH shall be conducted upon the removal of ACBM.

Submittals. The following submittals shall be made to the Engineer prior to the start of the asbestos abatement:

- (a) Manufacturer's certification stating that vacuums, ventilation equipment, and other equipment required to contain airborne fibers conform to ANSI 29.2.
- (b) A listing of the brand name, manufacturer, and specification of all sealants or surfactants to be used.
- (c) Proof that arrangements for transport and disposal of ACBMs have been obtained (i.e., a letter of authorization to utilize designated landfill).
- (d) A detailed work plan of the Contractor's anticipated procedures including the location and layout of decontamination units, the sequencing of work, the respiratory protection plan, a

site safety plan, a disposal plan, and a detailed description of the methods to be used to control pollution.

- (e) Proof of the Contractor's prequalification with Capital Development Board and employee certifications with IDPH.

Submittals that shall be made upon completion of abatement work:

- (f) Copies of waste chain-of-custodies, trip tickets, shipping manifests, or disposal receipts for asbestos waste materials removed from the work area.
- (g) Copies of each day's work site entry logbook with information on worker and visitor access.
- (h) Logs documenting filter changes on respirators, HEPA vacuums, negative pressure ventilation units, and other engineering controls.
- (i) Test results of any bulk material analysis and air sampling data collected during the abatement including results of any on-site testing by any federal, state, or local agency.

Any holes, such as basements, shall be backfilled according to Article 502.10.

Basis of Payment. This work will be paid for at the contract lump sum unit price for BUILDING REMOVAL NO. \_\_\_\_.

Removal and disposal of friable ACBM will be paid for at the contract lump sum unit price for REMOVAL AND DISPOSAL OF FRIABLE ASBESTOS, BUILDING NO. \_\_\_\_.

Removal and disposal of non-friable ACBM will be paid for at the contract lump sum unit price for REMOVAL AND DISPOSAL OF NON-FRIABLE ASBESTOS, BUILDING NO. \_\_\_\_.



# Illinois Department of Transportation

## Memorandum

---

To: Regional Engineers  
From: Jack A. Elston *Jack A. Elston*  
Subject: Special Provision for Building Removal  
Date: April 22, 2022

---

This special provision was developed by the Bureau of Design and Environment to replace BDE Special Provision, "Building Removal – Case IV (No Asbestos)". It has been revised to remove redundant statements and update to current practice.

It should be included on contracts involving building removal with no asbestos present in any of the buildings. If even one building to be removed contains asbestos, BDE Special Provision, "Building Removal with Asbestos Abatement" should be included instead.

The districts should include the BDE Check Sheet marked with the applicable special provisions for the August 5, 2022 and subsequent lettings. The Project Coordination and Implementation Section will include a copy in the contract.

5053im

## **BUILDING REMOVAL (BDE)**

Effective: September 1, 1990

Revised: August 1, 2022

Description. This work shall consist of the removal and disposal of building(s), including all foundations, retaining walls, and piers, down to a plane 1 ft (300 mm) below the ultimate bottom of building elevation or proposed bottom of construction elevation. The building(s) are identified as follows:

<u>Bldg. No.</u>	<u>Parcel No.</u>	<u>Location</u>	<u>Description</u>
------------------	-------------------	-----------------	--------------------

## **CONSTRUCTION REQUIREMENTS**

General. The IEPA's "State of Illinois Demolition/Renovation/Asbestos Project Notification Form" shall be submitted and a copy sent to the Engineer. It shall be updated if there is a change in the start and/or finish date or if asbestos is found to be present in the building(s) to be removed.

Discontinuance of Utilities. The Contractor shall arrange for the discontinuance of all utility services and the removal of the metering devices that serve the building(s) according to the respective requirements and regulations of the city, county, and utility companies involved. The Contractor shall disconnect and seal the service outlets.

Posting. Upon execution of the contract and prior to the removal of any buildings, the Contractor shall paint or stencil, in contrasting colors of an oil base paint, on all sides of each building or structure, the following posting:

NO TRESPASSING  
VIOLATORS WILL BE PROSECUTED

The postings shall be positioned prominently on the structure so they can be easily read and at a sufficient height to prevent defacing.

Any holes, such as basements, shall be backfilled according to Article 502.10.


Basis of Payment. This work will be paid for at the contract lump sum unit price for BUILDING REMOVAL NO. \_\_\_\_.



# Illinois Department of Transportation

## Memorandum

---

To: Regional Engineers  
From: Jack A. Elston   
Subject: Special Provision for Disadvantaged Business Enterprise Participation  
Date: January 12, 2024

---

This special provision was developed by the Bureau of Small Business Enterprises. It has been revised to require all bidders to submit a DBE utilization plan; to require the utilization plan be submitted electronically using the "Integrated Contractor Exchange (iCX)" application within the Department's "EBids System"; and to correct grammatical/typographical errors.

This special provision should be inserted into all contracts.

The districts should include the BDE Check Sheet marked with the applicable special provisions for the April 26, 2024 and subsequent lettings. The Project Coordination and Implementation Section will include a copy in the contract.

80029m



## **DISADVANTAGED BUSINESS ENTERPRISE PARTICIPATION (DBE)**

Effective: September 1, 2000

Revised: March 2, 2019

**FEDERAL OBLIGATION.** The Department of Transportation, as a recipient of federal financial assistance, is required to take all necessary and reasonable steps to ensure nondiscrimination in the award and administration of contracts. Consequently, the federal regulatory provisions of 49 CFR Part 26 apply to this contract concerning the utilization of disadvantaged business enterprises. For the purposes of this Special Provision, a disadvantaged business enterprise (DBE) means a business certified by the Department in accordance with the requirements of 49 CFR Part 26 and listed in the Illinois Unified Certification Program (IL UCP) DBE Directory.

**STATE OBLIGATION.** This Special Provision will also be used by the Department to satisfy the requirements of the Business Enterprise for Minorities, Females, and Persons with Disabilities Act, 30 ILCS 575. When this Special Provision is used to satisfy state law requirements on 100 percent state-funded contracts, the federal government has no involvement in such contracts (not a federal-aid contract) and no responsibility to oversee the implementation of this Special Provision by the Department on those contracts. DBE participation on 100 percent state-funded contracts will not be credited toward fulfilling the Department's annual overall DBE goal required by the US Department of Transportation to comply with the federal DBE program requirements.

**CONTRACTOR ASSURANCE.** The Contractor makes the following assurance and agrees to include the assurance in each subcontract the Contractor signs with a subcontractor.

The Contractor, subrecipient, or subcontractor shall not discriminate on the basis of race, color, national origin, or sex in the performance of this contract. The Contractor shall carry out applicable requirements of 49 CFR Part 26 in the award and administration of contracts funded in whole or in part with federal or state funds. Failure by the Contractor to carry out these requirements is a material breach of this contract, which may result in the termination of this contract or such other remedy as the recipient deems appropriate, which may include, but is not limited to:

- (a) Withholding progress payments;
- (b) Assessing sanctions;
- (c) Liquidated damages; and/or
- (d) Disqualifying the Contractor from future bidding as non-responsible.

**OVERALL GOAL SET FOR THE DEPARTMENT.** As a requirement of compliance with 49 CFR Part 26, the Department has set an overall goal for DBE participation in its federally assisted contracts. That goal applies to all federal-aid funds the Department will expend in its federally assisted contracts for the subject reporting fiscal year. The Department is required to make a

good faith effort to achieve the overall goal. The dollar amount paid to all approved DBE companies performing work called for in this contract is eligible to be credited toward fulfillment of the Department's overall goal.

CONTRACT GOAL TO BE ACHIEVED BY THE CONTRACTOR. This contract includes a specific DBE utilization goal established by the Department. The goal has been included because the Department has determined the work of this contract has subcontracting opportunities that may be suitable for performance by DBE companies. The determination is based on an assessment of the type of work, the location of the work, and the availability of DBE companies to do a part of the work. The assessment indicates, in the absence of unlawful discrimination and in an arena of fair and open competition, DBE companies can be expected to perform \_\_\_\_\_% of the work. This percentage is set as the DBE participation goal for this contract. Consequently, in addition to the other award criteria established for this contract, the Department will only award this contract to a bidder who makes a good faith effort to meet this goal of DBE participation in the performance of the work. A bidder makes a good faith effort for award consideration if either of the following is done in accordance with the procedures set for in this Special Provision:

- (a) The bidder documents enough DBE participation has been obtained to meet the goal or,
- (b) The bidder documents a good faith effort has been made to meet the goal, even though the effort did not succeed in obtaining enough DBE participation to meet the goal.

DBE LOCATOR REFERENCES. Bidders shall consult the IL UCP DBE Directory as a reference source for DBE-certified companies. In addition, the Department maintains a letting and item specific DBE locator information system whereby DBE companies can register their interest in providing quotes on particular bid items advertised for letting. Information concerning DBE companies willing to quote work for particular contracts may be obtained by contacting the Department's Bureau of Small Business Enterprises at telephone number (217) 785-4611, or by visiting the Department's website at:

<http://www.idot.illinois.gov/doing-business/certifications/disadvantaged-business-enterprise-certification/il-ucp-directory/index>.

BIDDING PROCEDURES. Compliance with this Special Provision is a material bidding requirement and failure of the bidder to comply will render the bid not responsive.

The bidder shall submit a DBE Utilization Plan (form SBE 2026), and a DBE Participation Statement (form SBE 2025) for each DBE company proposed for the performance of work to achieve the contract goal, with the bid. If the Utilization Plan indicates the contract goal will not be met, documentation of good faith efforts shall also be submitted. The documentation of good faith efforts must include copies of each DBE and non-DBE subcontractor quote submitted to the bidder when a non-DBE subcontractor is selected over a DBE for work on the contract. The required forms and documentation must be submitted as a single .pdf file using the "Integrated Contractor Exchange (iCX)" application within the Department's "EBids System".

The Department will not accept a Utilization Plan if it does not meet the bidding procedures set forth herein and the bid will be declared not responsive. In the event the bid is declared not responsive, the Department may elect to cause the forfeiture of the penal sum of the bidder's proposal guaranty and may deny authorization to bid the project if re-advertised for bids.

GOOD FAITH EFFORT PROCEDURES. The contract will not be awarded until the Utilization Plan is approved. All information submitted by the bidder must be complete, accurate and adequately document enough DBE participation has been obtained or document the good faith efforts of the bidder, in the event enough DBE participation has not been obtained, before the Department will commit to the performance of the contract by the bidder. The Utilization Plan will be approved by the Department if the Utilization Plan documents sufficient commercially useful DBE work to meet the contract goal or the bidder submits sufficient documentation of a good faith effort to meet the contract goal pursuant to 49 CFR Part 26, Appendix A. This means the bidder must show that all necessary and reasonable steps were taken to achieve the contract goal. Necessary and reasonable steps are those which, by their scope, intensity and appropriateness to the objective, could reasonably be expected to obtain sufficient DBE participation, even if they were not successful. The Department will consider the quality, quantity, and intensity of the kinds of efforts the bidder has made. Mere *pro forma* efforts, in other words efforts done as a matter of form, are not good faith efforts; rather, the bidder is expected to have taken genuine efforts that would be reasonably expected of a bidder actively and aggressively trying to obtain DBE participation sufficient to meet the contract goal.

- (a) The following is a list of types of action that the Department will consider as part of the evaluation of the bidder's good faith efforts to obtain participation. These listed factors are not intended to be a mandatory checklist and are not intended to be exhaustive. Other factors or efforts brought to the attention of the Department may be relevant in appropriate cases and will be considered by the Department.
  - (1) Soliciting through all reasonable and available means (e.g. attendance at pre-bid meetings, advertising and/or written notices) the interest of all certified DBE companies that have the capability to perform the work of the contract. The bidder must solicit this interest within sufficient time to allow the DBE companies to respond to the solicitation. The bidder must determine with certainty if the DBE companies are interested by taking appropriate steps to follow up initial solicitations.
  - (2) Selecting portions of the work to be performed by DBE companies in order to increase the likelihood that the DBE goals will be achieved. This includes, where appropriate, breaking out contract work items into economically feasible units to facilitate DBE participation, even when the Contractor might otherwise prefer to perform these work items with its own forces.
  - (3) Providing interested DBE companies with adequate information about the plans, specifications, and requirements of the contract in a timely manner to assist them in responding to a solicitation.

- (4) a. Negotiating in good faith with interested DBE companies. It is the bidder's responsibility to make a portion of the work available to DBE subcontractors and suppliers and to select those portions of the work or material needs consistent with the available DBE subcontractors and suppliers, so as to facilitate DBE participation. Evidence of such negotiation includes the names, addresses, and telephone numbers of DBE companies that were considered; a description of the information provided regarding the plans and specifications for the work selected for subcontracting; and evidence as to why additional agreements could not be reached for DBE companies to perform the work.
  - b. A bidder using good business judgment would consider a number of factors in negotiating with subcontractors, including DBE subcontractors, and would take a firm's price and capabilities as well as contract goals into consideration. However, the fact that there may be some additional costs involved in finding and using DBE companies is not in itself sufficient reason for a bidder's failure to meet the contract DBE goal, as long as such costs are reasonable. Also the ability or desire of a bidder to perform the work of a contract with its own organization does not relieve the bidder of the responsibility to make good faith efforts. Bidders are not, however, required to accept higher quotes from DBE companies if the price difference is excessive or unreasonable. In accordance with the above Bidding Procedures, the documentation of good faith efforts must include copies of each DBE and non-DBE subcontractor quote submitted to the bidder when a non-DBE subcontractor was selected over a DBE for work on the contract.
- (5) Not rejecting DBE companies as being unqualified without sound reasons based on a thorough investigation of their capabilities. The bidder's standing within its industry, membership in specific groups, organizations, or associations and political or social affiliations (for example union vs. non-union employee status) are not legitimate causes for the rejection or non-solicitation of bids in the bidder's efforts to meet the project goal.
  - (6) Making efforts to assist interested DBE companies in obtaining bonding, lines of credit, or insurance as required by the recipient or Contractor.
  - (7) Making efforts to assist interested DBE companies in obtaining necessary equipment, supplies, materials, or related assistance or services.
  - (8) Effectively using the services of available minority/women community organizations; minority/women contractors' groups; local, state, and federal minority/women business assistance offices; and other organizations as allowed on a case-by-case basis to provide assistance in the recruitment and placement of DBE companies.
- (b) If the Department determines the bidder has made a good faith effort to secure the work commitment of DBE companies to meet the contract goal, the Department will award the contract provided it is otherwise eligible for award. If the Department determines the

bidder has failed to meet the requirements of this Special Provision or that a good faith effort has not been made, the Department will notify the responsible company official designated in the Utilization Plan that the bid is not responsive. The notification will also include a statement of reasons for the adverse determination. If the Utilization Plan is not approved because it is deficient as a technical matter, unless waived by the Department, the bidder will be notified and will be allowed no more than a five calendar day period to cure the deficiency.

- (c) The bidder may request administrative reconsideration of an adverse determination by emailing the Department at "[DOT.DBE.UP@illinois.gov](mailto:DOT.DBE.UP@illinois.gov)" within the five calendar days after the receipt of the notification of the determination. The determination shall become final if a request is not made on or before the fifth calendar day. A request may provide additional written documentation or argument concerning the issues raised in the determination statement of reasons, provided the documentation and arguments address efforts made prior to submitting the bid. The request will be reviewed by the Department's Reconsideration Officer. The Reconsideration Officer will extend an opportunity to the bidder to meet in person to consider all issues of documentation and whether the bidder made a good faith effort to meet the goal. After the review by the Reconsideration Officer, the bidder will be sent a written decision within ten working days after receipt of the request for reconsideration, explaining the basis for finding that the bidder did or did not meet the goal or make adequate good faith efforts to do so. A final decision by the Reconsideration Officer that a good faith effort was made shall approve the Utilization Plan submitted by the bidder and shall clear the contract for award. A final decision that a good faith effort was not made shall render the bid not responsive.

**CALCULATING DBE PARTICIPATION.** The Utilization Plan values represent work anticipated to be performed and paid for upon satisfactory completion. The Department is only able to count toward the achievement of the overall goal and the contract goal the value of payments made for the work actually performed by DBE companies. In addition, a DBE must perform a commercially useful function on the contract to be counted. A commercially useful function is generally performed when the DBE is responsible for the work and is carrying out its responsibilities by actually performing, managing, and supervising the work involved. The Department and Contractor are governed by the provisions of 49 CFR Part 26.55(c) on questions of commercially useful functions as it affects the work. Specific counting guidelines are provided in 49 CFR Part 26.55, the provisions of which govern over the summary contained herein.

- (a) DBE as the Contractor: 100 percent goal credit for that portion of the work performed by the DBE's own forces, including the cost of materials and supplies. Work that a DBE subcontracts to a non-DBE does not count toward the DBE goals.
- (b) DBE as a joint venture Contractor: 100 percent goal credit for that portion of the total dollar value of the contract equal to the distinct, clearly defined portion of the work performed by the DBE's own forces.

- (c) DBE as a subcontractor: 100 percent goal credit for the work of the subcontract performed by the DBE's own forces, including the cost of materials and supplies, excluding the purchase of materials and supplies or the lease of equipment by the DBE subcontractor from the Contractor or its affiliates. Work that a DBE subcontractor in turn subcontracts to a non-DBE does not count toward the DBE goal.
- (d) DBE as a trucker: 100 percent goal credit for trucking participation provided the DBE is responsible for the management and supervision of the entire trucking operation for which it is responsible. At least one truck owned, operated, licensed, and insured by the DBE must be used on the contract. Credit will be given for the following:
  - (1) The DBE may lease trucks from another DBE firm, including an owner-operator who is certified as a DBE. The DBE who leases trucks from another DBE receives credit for the total value of the transportation services the lessee DBE provides on the contract.
  - (2) The DBE may also lease trucks from a non-DBE firm, including from an owner-operator. The DBE who leases trucks from a non-DBE is entitled to credit only for the fee or commission it receives as a result of the lease arrangement.
- (e) DBE as a material supplier:
  - (1) 60 percent goal credit for the cost of the materials or supplies purchased from a DBE regular dealer.
  - (2) 100 percent goal credit for the cost of materials or supplies obtained from a DBE manufacturer.
  - (3) 100 percent credit for the value of reasonable fees and commissions for the procurement of materials and supplies if not a DBE regular dealer or DBE manufacturer.

**CONTRACT COMPLIANCE.** Compliance with this Special Provision is an essential part of the contract. The Department is prohibited by federal regulations from crediting the participation of a DBE included in the Utilization Plan toward either the contract goal or the Department's overall goal until the amount to be applied toward the goals has been paid to the DBE. The following administrative procedures and remedies govern the compliance by the Contractor with the contractual obligations established by the Utilization Plan. After approval of the Utilization Plan and award of the contract, the Utilization Plan and individual DBE Participation Statements become part of the contract. If the Contractor did not succeed in obtaining enough DBE participation to achieve the advertised contract goal, and the Utilization Plan was approved and contract awarded based upon a determination of good faith, the total dollar value of DBE work calculated in the approved Utilization Plan as a percentage of the awarded contract value shall become the amended contract goal. All work indicated for performance by an approved DBE shall be performed, managed, and supervised by the DBE executing the DBE Participation Commitment Statement.

- (a) NO AMENDMENT. No amendment to the Utilization Plan may be made without prior written approval from the Department's Bureau of Small Business Enterprises. All requests for amendment to the Utilization Plan shall be emailed to the Department at [DOT.DBE.UP@illinois.gov](mailto:DOT.DBE.UP@illinois.gov).
- (b) CHANGES TO WORK. Any deviation from the DBE condition-of-award or contract plans, specifications, or special provisions must be approved, in writing, by the Department as provided elsewhere in the Contract. The Contractor shall notify affected DBEs in writing of any changes in the scope of work which result in a reduction in the dollar amount condition-of-award to the contract. Where the revision includes work committed to a new DBE subcontractor, not previously involved in the project, then a Request for Approval of Subcontractor, Department form BC 260A or AER 260A, must be signed and submitted. If the commitment of work is in the form of additional tasks assigned to an existing subcontract, a new Request for Approval of Subcontractor will not be required. However, the Contractor must document efforts to assure the existing DBE subcontractor is capable of performing the additional work and has agreed in writing to the change.
- (c) SUBCONTRACT. The Contractor must provide copies of DBE subcontracts to the Department upon request. Subcontractors shall ensure that all lower tier subcontracts or agreements with DBEs to supply labor or materials be performed in accordance with this Special Provision.
- (d) ALTERNATIVE WORK METHODS. In addition to the above requirements for reductions in the condition of award, additional requirements apply to the two cases of Contractor-initiated work substitution proposals. Where the contract allows alternate work methods which serve to delete or create underruns in condition of award DBE work, and the Contractor selects that alternate method or, where the Contractor proposes a substitute work method or material that serves to diminish or delete work committed to a DBE and replace it with other work, then the Contractor must demonstrate one of the following:
- (1) The replacement work will be performed by the same DBE (as long as the DBE is certified in the respective item of work) in a modification of the condition of award; or
  - (2) The DBE is aware its work will be deleted or will experience underruns and has agreed in writing to the change. If this occurs, the Contractor shall substitute other work of equivalent value to a certified DBE or provide documentation of good faith efforts to do so; or
  - (3) The DBE is not capable of performing the replacement work or has declined to perform the work at a reasonable competitive price. If this occurs, the Contractor shall substitute other work of equivalent value to a certified DBE or provide documentation of good faith efforts to do so.

(e) TERMINATION AND REPLACEMENT PROCEDURES. The Contractor shall not terminate or replace a DBE listed on the approved Utilization Plan, or perform with other forces work designated for a listed DBE except as provided in this Special Provision. The Contractor shall utilize the specific DBEs listed to perform the work and supply the materials for which each is listed unless the Contractor obtains the Department's written consent as provided in subsection (a) of this part. Unless Department consent is provided for termination of a DBE subcontractor, the Contractor shall not be entitled to any payment for work or material unless it is performed or supplied by the DBE in the Utilization Plan.

As stated above, the Contractor shall not terminate or replace a DBE subcontractor listed in the approved Utilization Plan without prior written consent. This includes, but is not limited to, instances in which the Contractor seeks to perform work originally designated for a DBE subcontractor with its own forces or those of an affiliate, a non-DBE firm, or with another DBE firm. Written consent will be granted only if the Bureau of Small Business Enterprises agrees, for reasons stated in its concurrence document, that the Contractor has good cause to terminate or replace the DBE firm. Before transmitting to the Bureau of Small Business Enterprises any request to terminate and/or substitute a DBE subcontractor, the Contractor shall give notice in writing to the DBE subcontractor, with a copy to the Bureau, of its intent to request to terminate and/or substitute, and the reason for the request. The Contractor shall give the DBE five days to respond to the Contractor's notice. The DBE so notified shall advise the Bureau and the Contractor of the reasons, if any, why it objects to the proposed termination of its subcontract and why the Bureau should not approve the Contractor's action. If required in a particular case as a matter of public necessity, the Bureau may provide a response period shorter than five days.

For purposes of this paragraph, good cause includes the following circumstances:

- (1) The listed DBE subcontractor fails or refuses to execute a written contract;
- (2) The listed DBE subcontractor fails or refuses to perform the work of its subcontract in a way consistent with normal industry standards. Provided, however, that good cause does not exist if the failure or refusal of the DBE subcontractor to perform its work on the subcontract results from the bad faith or discriminatory action of the Contractor;
- (3) The listed DBE subcontractor fails or refuses to meet the Contractor's reasonable, nondiscriminatory bond requirements;
- (4) The listed DBE subcontractor becomes bankrupt, insolvent, or exhibits credit unworthiness;
- (5) The listed DBE subcontractor is ineligible to work on public works projects because of suspension and debarment proceedings pursuant 2 CFR Parts 180, 215 and 1200 or applicable state law.



- (6) The Contractor has determined the listed DBE subcontractor is not a responsible contractor;
- (7) The listed DBE subcontractor voluntarily withdraws from the projects and provides written notice to the Contractor of its withdrawal;
- (8) The listed DBE is ineligible to receive DBE credit for the type of work required;
- (9) A DBE owner dies or becomes disabled with the result that the listed DBE subcontractor is unable to complete its work on the contract;
- (10) Other documented good cause that compels the termination of the DBE subcontractor. Provided, that good cause does not exist if the Contractor seeks to terminate a DBE it relied upon to obtain the contract so that the Contractor can self-perform the work for which the DBE contractor was engaged or so that the Contractor can substitute another DBE or non-DBE contractor after contract award.

When a DBE is terminated or fails to complete its work on the Contract for any reason, the Contractor shall make a good faith effort to find another DBE to substitute for the original DBE to perform at least the same amount of work under the contract as the terminated DBE to the extent needed to meet the established Contract goal. The good faith efforts shall be documented by the Contractor. If the Department requests documentation under this provision, the Contractor shall submit the documentation within seven days, which may be extended for an additional seven days if necessary at the request of the Contractor. The Department will provide a written determination to the Contractor stating whether or not good faith efforts have been demonstrated.

- (f) FINAL PAYMENT. After the performance of the final item of work or delivery of material by a DBE and final payment therefore to the DBE by the Contractor, but not later than 30 calendar days after payment has been made by the Department to the Contractor for such work or material, the Contractor shall submit a DBE Payment Agreement on Department form SBE 2115 to the Resident Engineer. If full and final payment has not been made to the DBE, the DBE Payment Agreement shall indicate whether a disagreement as to the payment required exists between the Contractor and the DBE or if the Contractor believes the work has not been satisfactorily completed. If the Contractor does not have the full amount of work indicated in the Utilization Plan performed by the DBE companies indicated in the Utilization Plan and after good faith efforts are reviewed, the Department may deduct from contract payments to the Contractor the amount of the goal not achieved as liquidated and ascertained damages. The Contractor may request an administrative reconsideration of any amount deducted as damages pursuant to subsection (h) of this part.
- (g) ENFORCEMENT. The Department reserves the right to withhold payment to the Contractor to enforce the provisions of this Special Provision. Final payment shall not be

made on the contract until such time as the Contractor submits sufficient documentation demonstrating achievement of the goal in accordance with this Special Provision or after liquidated damages have been determined and collected.

- (h) RECONSIDERATION. Notwithstanding any other provision of the contract, including but not limited to Article 109.09 of the Standard Specifications, the Contractor may request administrative reconsideration of a decision to deduct the amount of the goal not achieved as liquidated damages. A request to reconsider shall be delivered to the Contract Compliance Section and shall be handled and considered in the same manner as set forth in paragraph (c) of "Good Faith Effort Procedures" of this Special Provision, except a final decision that a good faith effort was not made during contract performance to achieve the goal agreed to in the Utilization Plan shall be the final administrative decision of the Department. The result of the reconsideration process is not administratively appealable to the U.S. Department of Transportation.

All District Engineers, Walter S. Kos & Miguel d'Escoto

Michael L. Hine

Special Provision for Working Days

January 11, 2002

This special provision was developed by the Bureau of Design & Environment as a result of changes to the letting proposal.

It should be inserted into all working day contracts.

The districts should include the BDE Check Sheet marked with the applicable special provisions for the April 26, 2002 and subsequent lettings. The Project Development and Implementation Section will include the paper copy in the contract.

This special provision will be transferred through the E-mail System to the district offices on January 11, 2002.

80071m

**WORKING DAYS (BDE)**

Effective: January 1, 2002

The Contractor shall complete the work within            working days.


80071



# Illinois Department of Transportation

## Memorandum

---

To: Regional Engineers  
From: Jack A. Elston, P.E.   
Subject: Special Provision for Accessible Pedestrian Signals (APS)  
Date: October 1, 2021

---

This special provision was developed by the Bureau of Operations and the Bureau of Design and Environment to provide statewide requirements for accessible pedestrian signals (APS). It has been revised to meet the requirements of the new Policy on Accessible Pedestrian Signals and Pushbuttons for Traffic Signals and Pedestrian Hybrid Beacons and to incorporate the latest national standards.

This special provision should be inserted into contracts using APS.

The installation of APS at signalized intersections should be based on the Bureau of Operations Policy on Accessible Pedestrian Signals and Pushbuttons for Traffic Signals and Pedestrian Hybrid Beacons.

### Designer Notes:

- Pedestrian pushbutton posts and pedestrian signal heads are not part of this work. If they are needed, use the appropriate pay items as per Sections 876 and 881 of the Standard Specifications.
- Signs R10-3 and R10-3a may be used at any location with pedestrian signals to direct the pedestrian to the pushbutton.
- Signs R10-3e and R10-3i may be used as an educational sign where countdown pedestrian signals are provided. In order to assist the pedestrian in understanding which button to push, Sign R10-3i adds the name of the street to be crossed.
- The name of the street to be crossed may be substituted for the word STREET in the legend of signs R10-3a and R10-4a.
- Signs R10-4 and R10-4a shall be used at locations where pedestrian signals are not used and pedestrians proceed on a green signal indication.
- Specify the sign type in the plans. This may be accomplished with a schedule of quantities.

The districts should include the BDE Check Sheet marked with the applicable special provisions for the January 21, 2022 and subsequent lettings. The Project Coordination and Implementation Section will include a copy in the contract.

80099m

## ACCESSIBLE PEDESTRIAN SIGNALS (APS) (BDE)

Effective: April 1, 2003

Revised: January 1, 2022

Description. This work shall consist of furnishing and installing accessible pedestrian signals (APS). Each APS shall consist of an interactive vibrotactile pedestrian pushbutton with speaker, an informational sign, a light emitting diode (LED) indicator light, a solid-state electronic control board, a power supply, wiring, and mounting hardware. The APS shall meet the requirements of the MUTCD and Sections 801 and 888 of the Standard Specifications, except as modified herein.

Electrical Requirements. The APS shall operate with systems providing 95 to 130 VAC, 60 Hz and throughout an ambient air temperature range of -29 to +160 °F (-34 to +70 °C).

The APS shall contain a power protection circuit consisting of both fuse and transient protection.

Audible Indications. A pushbutton locator tone shall sound at each pushbutton and shall be deactivated during the associated walk indication and when associated traffic signals are in flashing mode. Pushbutton locator tones shall have a duration of 0.15 seconds or less and shall repeat at 1-second intervals. Each actuation of the pushbutton shall be accompanied by the speech message "Wait".

If two accessible pedestrian pushbuttons are placed less than 10 ft (3 m) apart or placed on the same pole, the audible walk indication shall be a speech walk message. This message shall sound throughout the WALK interval only. The verbal message shall be modeled after: "Street Name, Walk Sign is on to cross Street Name." For signalized intersections utilizing exclusive pedestrian phasing, the verbal message shall be "Walk sign is on for all crossings". In addition, a speech pushbutton information message shall be provided by actuating the APS pushbutton when the WALK interval is not timing. This verbal message shall be modeled after: "Wait. Wait to cross Street Name at Street Name".

Where two accessible pedestrian pushbuttons are separated by at least 10 ft (3 m), the walk indication shall be an audible percussive tone. It shall repeat at 8 to 10 ticks per second with a dominant frequency of 880 Hz.

Automatic volume adjustments in response to ambient traffic sound level shall be provided up to a maximum volume of 100 dBA. Locator tone and verbal messages shall be no more than 5 dB louder than ambient sound.

At locations with railroad interconnection, an additional speech message stating "Walk time shortened when train approaches" shall be used after the speech walk message. At locations with emergency vehicle preemption, an additional speech message "Walk time shortened when emergency vehicle approaches" shall be used after the speech walk message.

Pedestrian Pushbutton. Pedestrian pushbuttons shall be at least 2 in. (50 mm) in diameter or width. The force required to activate the pushbutton shall be no greater than 3.5 lb (15.5 N).

A red LED shall be located on or near the pushbutton which, when activated, acknowledges the pedestrians request to cross the street.

Signage. A sign shall be located immediately above the pedestrian pushbutton and parallel to the crosswalk controlled by the pushbutton. The sign shall conform to one of the following standard MUTCD designs: R10-3, R10-3a, R10-3e, R10-3i, R10-4, and R10-4a.

Tactile Arrow. A tactile arrow, pointing in the direction of travel controlled by a pushbutton, shall be provided on the pushbutton.

Vibrotactile Feature. The pushbutton shall pulse when depressed and shall vibrate continuously throughout the WALK interval.

Method of Measurement. This work will be measured for payment as each, per pushbutton.

Basis of Payment. This work will be paid for at the contract unit price per each for ACCESSIBLE PEDESTRIAN SIGNALS.

80099






# Illinois Department of Transportation

## Memorandum

---

To: Regional Engineers  
From: Jack A. Elston, P.E.   
Subject: Special Provision for Steel Cost Adjustment  
Date: October 1, 2021

---

This special provision was developed by the Bureau of Design and Environment to account for the industry wide escalation in the cost of steel. It has been revised to change the term “mesh reinforcement” to “welded reinforcement” (i.e. welded wire or bar mat).

It should be included in all projects involving steel metal piling (excluding temporary sheet piling), structural steel, and reinforcing steel. It should also be included for other materials such as dowel bars, tie bars, welded reinforcement, guardrail, steel traffic signal and light poles, towers and mast arms, metal railings (excluding wire fence), and frames and grates that may be subject to a steel cost adjustment when the pay item they are used in has a contract value of \$10,000 or greater.

The districts should include the BDE Check Sheet marked with the applicable special provisions for the January 21, 2022 and subsequent lettings. The Project Coordination and Implementation Section will include a copy in the contract.

80127m

## **STEEL COST ADJUSTMENT (BDE)**

Effective: April 2, 2004

Revised: January 1, 2022

Description. Steel cost adjustments will be made to provide additional compensation to the Contractor, or a credit to the Department, for fluctuations in steel prices when optioned by the Contractor. The bidder shall indicate with their bid whether or not this special provision will be part of the contract. Failure to indicate "Yes" for any item of work will make that item of steel exempt from steel cost adjustment.

Types of Steel Products. An adjustment will be made for fluctuations in the cost of steel used in the manufacture of the following items:

- Metal Piling (excluding temporary sheet piling)
- Structural Steel
- Reinforcing Steel

Other steel materials such as dowel bars, tie bars, welded reinforcement, guardrail, steel traffic signal and light poles, towers and mast arms, metal railings (excluding wire fence), and frames and grates will be subject to a steel cost adjustment when the pay items they are used in have a contract value of \$10,000 or greater.

The adjustments shall apply to the above items when they are part of the original proposed construction, or added as extra work and paid for by agreed unit prices. The adjustments shall not apply when the item is added as extra work and paid for at a lump sum price or by force account.

Documentation. Sufficient documentation shall be furnished to the Engineer to verify the following:

- (a) The dates and quantity of steel, in lb (kg), shipped from the mill to the fabricator.
- (b) The quantity of steel, in lb (kg), incorporated into the various items of work covered by this special provision. The Department reserves the right to verify submitted quantities.

Method of Adjustment. Steel cost adjustments will be computed as follows:

$$SCA = Q \times D$$

Where: SCA = steel cost adjustment, in dollars  
Q = quantity of steel incorporated into the work, in lb (kg)  
D = price factor, in dollars per lb (kg)

$$D = MPI_M - MPI_L$$

Where:  $MPI_M$  = The Materials Cost Index for steel as published by the Engineering News-Record for the month the steel is shipped from the mill. The indices will be converted from dollars per 100 lb to dollars per lb (kg).

$MPI_L$  = The Materials Cost Index for steel as published by the Engineering News-Record for the month prior to the letting for work paid for at the contract price; or for the month the agreed unit price letter is submitted by the Contractor for extra work paid for by agreed unit price,. The indices will be converted from dollars per 100 lb to dollars per lb (kg).

The unit weights (masses) of steel that will be used to calculate the steel cost adjustment for the various items are shown in the attached table.

No steel cost adjustment will be made for any products manufactured from steel having a mill shipping date prior to the letting date.

If the Contractor fails to provide the required documentation, the method of adjustment will be calculated as described above; however, the  $MPI_M$  will be based on the date the steel arrives at the job site. In this case, an adjustment will only be made when there is a decrease in steel costs.

Basis of Payment. Steel cost adjustments may be positive or negative but will only be made when there is a difference between the  $MPI_L$  and  $MPI_M$  in excess of five percent, as calculated by:

$$\text{Percent Difference} = \{(MPI_L - MPI_M) \div MPI_L\} \times 100$$

Steel cost adjustments will be calculated by the Engineer and will be paid or deducted when all other contract requirements for the items of work are satisfied. Adjustments will only be made for fluctuations in the cost of the steel as described herein. No adjustment will be made for changes in the cost of manufacturing, fabrication, shipping, storage, etc.

The adjustments shall not apply during contract time subject to liquidated damages for completion of the entire contract.

**Attachment**

Item	Unit Mass (Weight)
Metal Piling (excluding temporary sheet piling) Furnishing Metal Pile Shells 12 in. (305 mm), 0.179 in. (3.80 mm) wall thickness) Furnishing Metal Pile Shells 12 in. (305 mm), 0.250 in. (6.35 mm) wall thickness) Furnishing Metal Pile Shells 14 in. (356 mm), 0.250 in. (6.35 mm) wall thickness) Other piling	23 lb/ft (34 kg/m) 32 lb/ft (48 kg/m) 37 lb/ft (55 kg/m) See plans
Structural Steel	See plans for weights (masses)
Reinforcing Steel	See plans for weights (masses)
Dowel Bars and Tie Bars	6 lb (3 kg) each
Welded Reinforcement	63 lb/100 sq ft (310 kg/sq m)
Guardrail Steel Plate Beam Guardrail, Type A w/steel posts Steel Plate Beam Guardrail, Type B w/steel posts Steel Plate Beam Guardrail, Types A and B w/wood posts Steel Plate Beam Guardrail, Type 2 Steel Plate Beam Guardrail, Type 6 Traffic Barrier Terminal, Type 1 Special (Tangent) Traffic Barrier Terminal, Type 1 Special (Flared)	20 lb/ft (30 kg/m) 30 lb/ft (45 kg/m) 8 lb/ft (12 kg/m) 305 lb (140 kg) each 1260 lb (570 kg) each 730 lb (330 kg) each 410 lb (185 kg) each
Steel Traffic Signal and Light Poles, Towers and Mast Arms Traffic Signal Post Light Pole, Tenon Mount and Twin Mount, 30 - 40 ft (9 - 12 m) Light Pole, Tenon Mount and Twin Mount, 45 - 55 ft (13.5 - 16.5 m) Light Pole w/Mast Arm, 30 - 50 ft (9 - 15.2 m) Light Pole w/Mast Arm, 55 - 60 ft (16.5 - 18 m) Light Tower w/Luminaire Mount, 80 - 110 ft (24 - 33.5 m) Light Tower w/Luminaire Mount, 120 - 140 ft (36.5 - 42.5 m) Light Tower w/Luminaire Mount, 150 - 160 ft (45.5 - 48.5 m)	11 lb/ft (16 kg/m) 14 lb/ft (21 kg/m) 21 lb/ft (31 kg/m) 13 lb/ft (19 kg/m) 19 lb/ft (28 kg/m) 31 lb/ft (46 kg/m) 65 lb/ft (97 kg/m) 80 lb/ft (119 kg/m)
Metal Railings (excluding wire fence) Steel Railing, Type SM Steel Railing, Type S-1 Steel Railing, Type T-1 Steel Bridge Rail	64 lb/ft (95 kg/m) 39 lb/ft (58 kg/m) 53 lb/ft (79 kg/m) 52 lb/ft (77 kg/m)
Frames and Grates Frame Lids and Grates	250 lb (115 kg) 150 lb (70 kg)


80127



# Illinois Department of Transportation

## Memorandum

---

To: Regional Engineers  
From: Maureen M. Addis   
Subject: Special Provision for Bituminous Materials Cost Adjustments  
Date: April 21, 2017

---

This special provision was developed by IDOT and Industry as a result of the volatility in the cost of bituminous materials. It has been revised to remove the form at the end of the special provision as this same form will now be electronically submitted during the bidding process.

This special provision should be included in projects with at least 1,200 tons (1,100 metric tons) of applicable bituminous work. The adjustments are applicable to permanent and temporary hot-mix asphalt (HMA) mixtures, bituminous surface treatments (cover and seal coats), and pavement preservation type surface treatments. The adjustments are not applicable to bituminous prime coats, tack coats, crack filling/sealing, or joint filling/sealing.

This special provision should not be included in alternate pavement bid projects.

The districts should include the BDE Check Sheet marked with the applicable special provisions for the August 4, 2017 and subsequent lettings. The Project Development and Implementation Section will include a copy in the contract.

This special provision will be available on the transfer directory April 21, 2017.

80173m

## BITUMINOUS MATERIALS COST ADJUSTMENTS (BDE)

Effective: November 2, 2006

Revised: August 1, 2017

Description. Bituminous material cost adjustments will be made to provide additional compensation to the Contractor, or credit to the Department, for fluctuations in the cost of bituminous materials when optioned by the Contractor. The bidder shall indicate with their bid whether or not this special provision will be part of the contract.

The adjustments shall apply to permanent and temporary hot-mix asphalt (HMA) mixtures, bituminous surface treatments (cover and seal coats), and preventative maintenance type surface treatments that are part of the original proposed construction, or added as extra work and paid for by agreed unit prices. The adjustments shall not apply to bituminous prime coats, tack coats, crack filling/sealing, joint filling/sealing, or extra work paid for at a lump sum price or by force account.

Method of Adjustment. Bituminous materials cost adjustments will be computed as follows.

$$CA = (BPI_P - BPI_L) \times (\%AC_V / 100) \times Q$$

- Where: CA = Cost Adjustment, \$.
- BPI<sub>P</sub> = Bituminous Price Index, as published by the Department for the month the work is performed, \$/ton (\$/metric ton).
- BPI<sub>L</sub> = Bituminous Price Index, as published by the Department for the month prior to the letting for work paid for at the contract price; or for the month the agreed unit price letter is submitted by the Contractor for extra work paid for by agreed unit price, \$/ton (\$/metric ton).
- %AC<sub>V</sub> = Percent of virgin Asphalt Cement in the Quantity being adjusted. For HMA mixtures, the % AC<sub>V</sub> will be determined from the adjusted job mix formula. For bituminous materials applied, a performance graded or cutback asphalt will be considered to be 100% AC<sub>V</sub> and undiluted emulsified asphalt will be considered to be 65% AC<sub>V</sub>.
- Q = Authorized construction Quantity, tons (metric tons) (see below).

For HMA mixtures measured in square yards:  $Q, \text{ tons} = A \times D \times (G_{mb} \times 46.8) / 2000$ . For HMA mixtures measured in square meters:  $Q, \text{ metric tons} = A \times D \times (G_{mb} \times 1) / 1000$ . When computing adjustments for full-depth HMA pavement, separate calculations will be made for the binder and surface courses to account for their different  $G_{mb}$  and % AC<sub>V</sub>.

For bituminous materials measured in gallons:  $Q, \text{ tons} = V \times 8.33 \text{ lb/gal} \times SG / 2000$   
For bituminous materials measured in liters:  $Q, \text{ metric tons} = V \times 1.0 \text{ kg/L} \times SG / 1000$

- Where: A = Area of the HMA mixture, sq yd (sq m).  
D = Depth of the HMA mixture, in. (mm).  
G<sub>mb</sub> = Average bulk specific gravity of the mixture, from the approved mix design.

V = Volume of the bituminous material, gal (L).  
SG = Specific Gravity of bituminous material as shown on the bill of lading.

Basis of Payment. Bituminous materials cost adjustments may be positive or negative but will only be made when there is a difference between the BPI<sub>L</sub> and BPI<sub>P</sub> in excess of five percent, as calculated by:

$$\text{Percent Difference} = \{(BPI_L - BPI_P) \div BPI_L\} \times 100$$

Bituminous materials cost adjustments will be calculated for each calendar month in which applicable bituminous material is placed; and will be paid or deducted when all other contract requirements for the work placed during the month are satisfied. The adjustments shall not apply during contract time subject to liquidated damages for completion of the entire contract.


80173



# Illinois Department of Transportation

## Memorandum

---

To: Regional Engineers  
From: Jack A. Elston   
Subject: Special Provision for Automated Flagger Assistance Devices  
Date: January 13, 2023

---

This special provision was developed by the Bureau of Safety Programs and Engineering to provide safer working conditions for flaggers by allowing the use of automated flagger assistance devices (AFADs) on two-lane, two-way highways. It has been revised to allow the use of Red/Yellow Lens AFADs, in addition to the STOP/SLOW AFADs that are currently allowed, and to eliminate redundancies with the MUTCD.

This special provision should be used on two-lane highways where two-way traffic will be maintained over one lane of pavement in segments where no sideroads or entrances require deployment of additional flaggers. Applications include rural milling and/or resurfacing projects, bridge maintenance projects, haul road crossings, pavement patching, or other similar projects with slow moving or stationary operations where the use of a flagger is required. AFADs should not be used on projects with numerous intersections where additional flaggers are required to control traffic.

Questions regarding the use of AFADs should be directed to the Bureau of Safety Programs and Engineering.

The districts should include the BDE Check Sheet marked with the applicable special provisions for the April 28, 2023 and subsequent lettings. The Project Coordination and Implementation Section will include a copy in the contract.

80192m



## **AUTOMATED FLAGGER ASSISTANCE DEVICES (BDE)**

Effective: January 1, 2008

Revised: April 1, 2023

Description. This work shall consist of furnishing and operating automated flagger assistance devices (AFADs) as part of the work zone traffic control and protection for two-lane highways where two-way traffic is maintained over one lane of pavement in segments where no sideroads or entrances require deployment of additional flaggers. Use of these devices shall be at the option of the Contractor.

Equipment. AFADs shall be the STOP/SLOW or Red/Yellow Lens type mounted on a trailer or moveable cart meeting the requirements of the MUTCD and NCHRP 350 or MASH 2016, Category 4.

General. AFADs shall be placed at each end of the traffic control, where a flagger is shown on the plans. The AFAD shall be setup within five degrees of vertical.

Flagger symbol signs as shown on the plans shall be replaced with "BE PREPARED TO STOP" signs when the AFAD is in operation.

Personal communication devices shall not be used to operate the AFAD.

Flagging Requirements. Flaggers and flagging requirements shall be according to Article 701.13 of the Standard Specifications and the following.

Each AFAD shall be operated by a flagger trained to operate the specific AFAD to be deployed. A minimum of two flaggers shall be on site at all times during operation. Each flagger shall be positioned outside the lane of traffic and near each AFAD's location.

Flagging equipment required for traditional flagging shall be available near each AFAD location in the event of AFAD equipment malfunction/failure.

For nighttime flagging, the AFAD and flagger shall be illuminated according to Article 701.13 of the Standard Specifications.

When not in use, AFADs will be considered non-operating equipment and shall be stored according to Article 701.11 of the Standard Specifications.

Basis of Payment. This work will not be paid for separately but shall be considered as included in the cost of the various traffic control items included in the contract.

All Regional Engineers

Scott E. Stitt

Special Provision for Completion Date (via calendar days)

January 14, 2011

This special provision was developed per the recommendations of an FHWA/IDOT Joint Process Review to establish a form of contract time which is based upon a set number of calendar days.

This special provision should be used at the district's discretion and per the guidance in Chapter 66 of the Bureau of Design and Environment Manual.

The districts should include the BDE Check Sheet marked with the applicable special provisions for the April 29, 2011, and subsequent lettings. The Project Development and Implementation Section will include a copy in the contract.

This special provision will be available on the transfer directory January 14, 2011.

80198m

**COMPLETION DATE (VIA CALENDAR DAYS) (BDE)**

Effective: April 1, 2008

The Contractor shall complete all work on or before the completion date of this contract which will be based upon \_\_\_\_\_ calendar days.

The completion date will be determined by adding the specified number of calendar days to the date the Contractor begins work, or to the date ten days after execution of the contract, whichever is the earlier, unless a delayed start is granted by the Engineer.

80198

All Regional Engineers

Scott E. Stitt

Special Provision for Completion Date (via calendar days) Plus  
Working Days

January 14, 2011

This special provision was developed per the recommendations of an FHWA/IDOT Joint Process Review to establish a form of contract time which is based upon a set number of calendar days.

This special provision should be used at the district's discretion and per the guidance in Chapter 66 of the Bureau of Design and Environment Manual.

The districts should include the BDE Check Sheet marked with the applicable special provisions for the April 29, 2011, and subsequent lettings. The Project Development and Implementation Section will include a copy in the contract.

This special provision will be available on the transfer directory January 14, 2011.

80199m

**COMPLETION DATE (VIA CALENDAR DAYS) PLUS WORKING DAYS (BDE)**

Effective: April 1, 2008

The Contractor shall complete \_\_\_\_\_ work on or before the completion date of this contract which will be based upon \_\_\_\_\_ calendar days. After the completion date, an additional working days will be allowed to complete \_\_\_\_\_ .

The completion date will be determined by adding the specified number of calendar days to the date the Contractor begins work, or to the date ten days after execution of the contract, whichever is the earlier, unless a delayed start is granted by the Engineer.

80199



# Illinois Department of Transportation

## Memorandum

---

To: Regional Engineers  
From: Maureen M. Addis *MAA*  
Subject: Special Provision for Fuel Cost Adjustment  
Date: April 21, 2017

---

This special provision was developed by IDOT and Industry as a result of the volatility in the cost of fuel. It has been revised to remove the form at the end of the special provision as this same form will now be electronically submitted during the bidding process.

This special provision should be included in projects with at least 25,000 cu yd (20,000 cu m) of earthwork items; 5,000 tons (4,500 metric tons) of applicable aggregate or hot-mix asphalt (HMA) bases course, pavement and shoulder items; 7,500 sq yd (6000 sq m) of applicable PCC bases course, pavement and shoulder items; and \$250,000 of applicable structure items. The adjustments are applicable to permanent and temporary items.

Note To Designer: If the designer identifies items of work, such as channel excavation, rock excavation (Category A), aggregate surface course (Category B), various widening items (Category C or D) or other work efforts which are not included in the categories of specified Sections, but represent the possibility for significant cost fluctuation due to changes in costs of fuel, the identified items should be listed in a separate special provision identifying the category under which the fuel adjustment should be included, and follow this special provision.

The districts should include the BDE Check Sheet marked with the applicable special provisions for the August 4, 2017 and subsequent lettings. The Project Development and Implementation Section will include a copy in the contract.

This special provision will be available on the transfer directory April 21, 2017.

80229m

## **FUEL COST ADJUSTMENT (BDE)**

Effective: April 1, 2009

Revised: August 1, 2017

Description. Fuel cost adjustments will be made to provide additional compensation to the Contractor, or a credit to the Department, for fluctuations in fuel prices when optioned by the Contractor. The bidder shall indicate with their bid whether or not this special provision will be part of the contract. Failure to indicate "Yes" for any category of work will make that category of work exempt from fuel cost adjustment.

General. The fuel cost adjustment shall apply to contract pay items as grouped by category. The adjustment shall only apply to those categories of work checked "Yes", and only when the cumulative plan quantities for a category exceed the required threshold. Adjustments to work items in a category, either up or down, and extra work paid for by agreed unit price will be subject to fuel cost adjustment only when the category representing the added work was subject to the fuel cost adjustment. Extra work paid for at a lump sum price or by force account will not be subject to fuel cost adjustment. Category descriptions and thresholds for application and the fuel usage factors which are applicable to each are as follows:

### (a) Categories of Work.

- (1) Category A: Earthwork. Contract pay items performed under Sections 202, 204, and 206 including any modified standard or nonstandard items where the character of the work to be performed is considered earthwork. The cumulative total of all applicable item plan quantities shall exceed 25,000 cu yd (20,000 cu m). Included in the fuel usage factor is a weighted average 0.10 gal/cu yd (0.50 liters/cu m) factor for trucking.
- (2) Category B: Subbases and Aggregate Base Courses. Contract pay items constructed under Sections 311, 312 and 351 including any modified standard or nonstandard items where the character of the work to be performed is considered construction of a subbase or aggregate, stabilized or modified base course. The cumulative total of all applicable item plan quantities shall exceed 5000 tons (4500 metric tons). Included in the fuel usage factor is a 0.60 gal/ton (2.50 liters/metric ton) factor for trucking.
- (3) Category C: Hot-Mix Asphalt (HMA) Bases, Pavements and Shoulders. Contract pay items constructed under Sections 355, 406, 407 and 482 including any modified standard or nonstandard items where the character of the work to be performed is considered HMA bases, pavements and shoulders. The cumulative total of all applicable item plan quantities shall exceed 5000 tons (4500 metric tons). Included in the fuel usage factor is 0.60 gal/ton (2.50 liters/metric ton) factor for trucking.
- (4) Category D: Portland Cement Concrete (PCC) Bases, Pavements and Shoulders. Contract pay items constructed under Sections 353, 420, 421 and 483 including any

modified standard or nonstandard items where the character of the work to be performed is considered PCC base, pavement or shoulder. The cumulative total of all applicable item plan quantities shall exceed 7500 sq yd (6000 sq m). Included in the fuel usage factor is 1.20 gal/cu yd (5.94 liters/cu m) factor for trucking.

- (5) Category E: Structures. Structure items having a cumulative bid price that exceeds \$250,000 for pay items constructed under Sections 502, 503, 504, 505, 512, 516 and 540 including any modified standard or nonstandard items where the character of the work to be performed is considered structure work when similar to that performed under these sections and not included in categories A through D.

(b) Fuel Usage Factors.

English Units		
Category	Factor	Units
A - Earthwork	0.34	gal / cu yd
B - Subbase and Aggregate Base courses	0.62	gal / ton
C - HMA Bases, Pavements and Shoulders	1.05	gal / ton
D - PCC Bases, Pavements and Shoulders	2.53	gal / cu yd
E - Structures	8.00	gal / \$1000

Metric Units		
Category	Factor	Units
A - Earthwork	1.68	liters / cu m
B - Subbase and Aggregate Base courses	2.58	liters / metric ton
C - HMA Bases, Pavements and Shoulders	4.37	liters / metric ton
D - PCC Bases, Pavements and Shoulders	12.52	liters / cu m
E - Structures	30.28	liters / \$1000

(c) Quantity Conversion Factors.

Category	Conversion	Factor
B	sq yd to ton	0.057 ton / sq yd / in depth
	sq m to metric ton	0.00243 metric ton / sq m / mm depth
C	sq yd to ton	0.056 ton / sq yd / in depth
	sq m to metric ton	0.00239 m ton / sq m / mm depth
D	sq yd to cu yd	0.028 cu yd / sq yd / in depth
	sq m to cu m	0.001 cu m / sq m / mm depth

Method of Adjustment. Fuel cost adjustments will be computed as follows.

$$CA = (FPI_P - FPI_L) \times FUF \times Q$$



Where: CA = Cost Adjustment, \$  
FPI<sub>P</sub> = Fuel Price Index, as published by the Department for the month the work is performed, \$/gal (\$/liter)  
FPI<sub>L</sub> = Fuel Price Index, as published by the Department for the month prior to the letting for work paid for at the contract price; or for the month the agreed unit price letter is submitted by the Contractor for extra work paid for by agreed unit price, \$/gal (\$/liter)  
FUF = Fuel Usage Factor in the pay item(s) being adjusted  
Q = Authorized construction Quantity, tons (metric tons) or cu yd (cu m)

The entire FUF indicated in paragraph (b) will be used regardless of use of trucking to perform the work.

Basis of Payment. Fuel cost adjustments may be positive or negative but will only be made when there is a difference between the FPI<sub>L</sub> and FPI<sub>P</sub> in excess of five percent, as calculated by:

$$\text{Percent Difference} = \{(FPI_L - FPI_P) \div FPI_L\} \times 100$$

Fuel cost adjustments will be calculated for each calendar month in which applicable work is performed; and will be paid or deducted when all other contract requirements for the items of work are satisfied. The adjustments shall not apply during contract time subject to liquidated damages for completion of the entire contract.

All Regional Engineers

Charles J. Ingersoll

Special Provision for Bridge Demolition Debris

April 17, 2009

This special provision was developed by the Bureau of Design to comply with Federal Public Law 109-59, Section 1805 which requires the department to first make the debris from the demolition of bridges available for beneficial use by Federal, State, or local government, unless such use obstructs navigation.

It should be inserted in contracts in which a unit of local government has expressed interest in the debris and has coordinated with the District Bureau of Local Roads and Streets.

The districts should include the BDE Check Sheet marked with the applicable special provisions for the July 31, 2009 and subsequent lettings. The Project Development and Implementation Section will include a copy in the contract.

This special provision will be available on the transfer directory April 17, 2009.

80241m

## **BRIDGE DEMOLITION DEBRIS (BDE)**

Effective: July 1, 2009

The debris from removing structure number \_\_\_\_\_ shall be delivered to \_\_\_\_\_ (agency name), located at \_\_\_\_\_ (address), \_\_\_\_\_ miles from the jobsite. For description of debris to be salvaged, the Contractor shall contact \_\_\_\_\_ (agency contact person and phone number). The Contractor shall coordinate delivery of the debris to the designated location, at no additional cost to the Department. Upon receipt of the debris, the receiving agency shall be responsible for additional costs of processing, delivery placement and use of the material and shall assume legal and permitting responsibility for the placement of the debris. Payment for delivery of the debris to the designated location shall be included in the cost for removal of existing structures.

80241



# Illinois Department of Transportation

## Memorandum

---

To: Regional Engineers  
From: Jack A. Elston   
Subject: Special Provision for Construction Air Quality – Diesel Retrofit  
Date: September 27, 2024

---

This special provision was developed by the Bureau of Design and Environment and the Bureau of Construction to reduce construction air emissions from older diesel equipment. It has been revised to update the weblink for the EPA verified technologies list and to eliminate the effective dates for retrofitting as they have all passed.

This special provision should be inserted in all projects within the following counties, townships and precinct; Cook, DuPage, Kane, Lake, McHenry, Will, Jersey, Madison, Monroe, St. Clair, Aux Sable and Goose Lake Township in Grundy County, Oswego Township in Kendall County, and Baldwin Precinct in Randolph County.

The districts should include the BDE Check Sheet marked with the applicable special provisions for the January 17, 2025 and subsequent lettings. The Project Coordination and Implementation Section will include a copy in the contract.

80261m

## CONSTRUCTION AIR QUALITY – DIESEL RETROFIT (BDE)

Effective: June 1, 2010

Revised: January 1, 2025

The reduction of emissions of particulate matter (PM) for off-road equipment shall be accomplished by installing retrofit emission control devices. The term “equipment” refers to diesel fuel powered devices rated at 50 hp and above, to be used on the jobsite in excess of seven calendar days over the course of the construction period on the jobsite (including rental equipment).

Contractor and subcontractor diesel powered off-road equipment assigned to the contract shall be retrofitted according to the table below.

Horsepower Range	Model Year and Older
50-99	2003
100-299	2002
300-599	2000
600-749	2001
750 and up	2005

The retrofit emission control devices shall achieve a minimum PM emission reduction of 50 percent and shall be:

- a) Included on the U.S. Environmental Protection Agency (USEPA) *Verified Retrofit Technology List* (<https://www.epa.gov/verified-diesel-tech/verified-technologies-list-clean-diesel>), or verified by the California Air Resources Board (CARB) (<http://www.arb.ca.gov/diesel/verdev/vt/cvt.htm>); or
- b) Retrofitted with a non-verified diesel retrofit emission control device if verified retrofit emission control devices are not available for equipment proposed to be used on the project, and if the Contractor has obtained a performance certification from the retrofit device manufacturer that the emission control device provides a minimum PM emission reduction of 50 percent.

Note: Large cranes (Crawler mounted cranes) which are responsible for critical lift operations are exempt from installing retrofit emission control devices if such devices adversely affect equipment operation.

Diesel powered off-road equipment with engine ratings of 50 hp and above, which are unable to be retrofitted with verified emission control devices or if performance certifications are not available which will achieve a minimum 50 percent PM reduction, may be granted a waiver by the Department if documentation is provided showing good faith efforts were made by the Contractor to retrofit the equipment.

Construction shall not proceed until the Contractor submits a certified list of the diesel powered off-road equipment that will be used, and as necessary, retrofitted with emission control devices. The list(s) shall include (1) the equipment number, type, make, Contractor/rental company name; and (2) the emission control devices make, model, USEPA or CARB verification number, or performance certification from the retrofit device manufacturer. Equipment reported as fitted with emissions control devices shall be made available to the Engineer for visual inspection of the device installation, prior to being used on the jobsite.

The Contractor shall submit an updated list of retrofitted off-road construction equipment as retrofitted equipment changes or comes on to the jobsite. The addition or deletion of any diesel powered equipment shall be included on the updated list.

If any diesel powered off-road equipment is found to be in non-compliance with any portion of this special provision, the Engineer will issue the Contractor a diesel retrofit deficiency deduction.

Any costs associated with retrofitting any diesel powered off-road equipment with emission control devices shall be considered as included in the contract unit prices bid for the various items of work involved and no additional compensation will be allowed. The Contractor's compliance with this notice and any associated regulations shall not be grounds for a claim.

#### **Diesel Retrofit Deficiency Deduction**

When the Engineer determines that a diesel retrofit deficiency exists, a daily monetary deduction will be imposed for each calendar day or fraction thereof the deficiency continues to exist. The calendar day(s) will begin when the time period for correction is exceeded and end with the Engineer's written acceptance of the correction. The daily monetary deduction will be \$1,000.00 for each deficiency identified.

The deficiency will be based on lack of diesel retrofit emissions control.


If a Contractor accumulates three diesel retrofit deficiency deductions for the same piece of equipment in a contract period, the Contractor will be shutdown until the deficiency is corrected. Such a shutdown will not be grounds for any extension of the contract time, waiver of penalties, or be grounds for any claim.



# Illinois Department of Transportation

## Memorandum

---

To: Regional Engineers  
From: Jack A. Elston   
Subject: Special Provision for Aggregate Subgrade Improvement  
Date: January 14, 2022

---

This special provision was developed by the Central Bureau of Materials to allow the use of coarse aggregate in fills ranging from 12 in. to over 24 in. in thickness. It has been revised to reduce the CA 2, CA 6, and CA 10 maximum lift thickness from 12 inches to 9 inches. In addition, it has been revised to fit with the 2022 Standard Specifications.

It should be included in contracts utilizing aggregate subgrade improvement.

The designer should check with the District Geotechnical Engineer to determine the appropriate thickness of the aggregate subgrade material.

The districts should include the BDE Check Sheet marked with the applicable special provisions for the April 29, 2022 and subsequent lettings. The Project Coordination and Implementation Section will include a copy in the contract.

80274m

## AGGREGATE SUBGRADE IMPROVEMENT (BDE)

Effective: April 1, 2012

Revised: April 1, 2022

Add the following Section to the Standard Specifications:

### “SECTION 303. AGGREGATE SUBGRADE IMPROVEMENT

**303.01 Description.** This work shall consist of constructing an aggregate subgrade improvement (ASI).

**303.02 Materials.** Materials shall be according to the following.

Item	Article/Section
(a) Coarse Aggregate .....	1004.07
(b) Reclaimed Asphalt Pavement (RAP) .....	1031.09

**303.03 Equipment.** The vibratory roller shall be according to Article 1101.01, or as approved by the Engineer. Vibratory machines, such as tampers, shall be used in areas where rollers do not fit.

**303.04 Soil Preparation.** The minimum immediate bearing value (IBV) of the soil below the improved subgrade shall be according to the Department’s “Subgrade Stability Manual” for the aggregate thickness specified.

**303.05 Placing and Compacting.** The maximum nominal lift thickness of aggregate gradations CA 2, CA 6, and CA 10 when compacted shall be 9 in. (225 mm). The maximum nominal lift thickness of aggregate gradations CS 1, CS 2, and RR 1 when compacted shall be 24 in. (600 mm).

The top surface of the aggregate subgrade improvement shall consist of a layer of capping aggregate gradations CA 6 or CA 10 that is 3 in. (75 mm) thick after compaction. Capping aggregate will not be required when aggregate subgrade improvement is used as a cubic yard pay item for undercut applications.

Each lift of aggregate shall be compacted to the satisfaction of the Engineer. If the moisture content of the material is such that compaction cannot be obtained, sufficient water shall be added so that satisfactory compaction can be obtained.

**303.06 Finishing and Maintenance.** The aggregate subgrade improvement shall be finished to the lines, grades, and cross sections shown on the plans, or as directed by the Engineer. The aggregate subgrade improvement shall be maintained in a smooth and compacted condition.



**303.07 Method of Measurement.** This work will be measured for payment according to Article 311.08.

**303.08 Basis of Payment.** This work will be paid for at the contract unit price per cubic yard (cubic meter) or ton (metric ton) for AGGREGATE SUBGRADE IMPROVEMENT or at the contract unit price per square yard (square meter) for AGGREGATE SUBGRADE IMPROVEMENT, of the thickness specified.”

Add the following to Section 1004 of the Standard Specifications:

**“1004.07 Coarse Aggregate for Aggregate Subgrade Improvement (ASI).** The aggregate shall be according to Article 1004.01 and the following.

(a) Description. The coarse aggregate shall be crushed gravel, crushed stone, or crushed concrete. In applications where greater than 24 in. (600 mm) of ASI material is required, gravel may be used below the top 12 in (300 mm) of ASI.

(b) Quality. The coarse aggregate shall consist of sound durable particles reasonably free of deleterious materials.

(c) Gradation.

(1) The coarse aggregate gradation for total ASI thickness less than or equal to 12 in. (300 mm) shall be CA 2, CA 6, CA 10, or CS 1.

The coarse aggregate gradation for total ASI thickness greater than 12 in. (300 mm) shall be CS 1 or CS 2 as shown below or RR 1 according to Article 1005.01(c).

COARSE AGGREGATE SUBGRADE GRADATIONS					
Grad No.	Sieve Size and Percent Passing				
	8”	6”	4”	2”	#4
CS 1	100	97 ± 3	90 ± 10	45 ± 25	20 ± 20
CS 2		100	80 ± 10	25 ± 15	

COARSE AGGREGATE SUBGRADE GRADATIONS (Metric)					
Grad No.	Sieve Size and Percent Passing				
	200 mm	150 mm	100 mm	50 mm	4.75 mm
CS 1	100	97 ± 3	90 ± 10	45 ± 25	20 ± 20
CS 2		100	80 ± 10	25 ± 15	

(2) Capping aggregate shall be gradation CA 6 or CA 10.”

Add the following to Article 1031.09 of the Standard Specifications:

“(b) RAP in Aggregate Subgrade Improvement (ASI). RAP in ASI shall be according to Articles 1031.01(a), 1031.02(a), 1031.06(a)(1), and 1031.06(a)(2), and the following.

- (1) The testing requirements of Article 1031.03 shall not apply.
- (2) Crushed RAP used for the lower lift may be mechanically blended with aggregate gradations CS 1, CS 2, and RR 1 but it shall be no greater than 40 percent of the total product volume. RAP agglomerations shall be no greater than 4 in. (100 mm).
- (3) For capping aggregate, well graded RAP having 100 percent passing the 1 1/2 in. (38 mm) sieve may be used when aggregate gradations CS 1, CS 2, CA 2, or RR 1 are used in the lower lift. FRAP will not be permitted as capping material.


Blending shall be through calibrated interlocked feeders or a calibrated blending plant such that the prescribed blending percentage is maintained throughout the blending process. The calibration shall have an accuracy of  $\pm 2.0$  percent of the actual quantity of material delivered.”



# Illinois Department of Transportation

## Memorandum

---

To: Regional Engineers  
From: Jack A. Elston   
Subject: Special Provision for Weekly DBE Trucking Reports  
Date: July 23, 2021

---

This special provision was developed by the Office of Business and Workforce Diversity and the Bureau of Construction as a result of revised DBE monitoring requirements set forth in 49 CFR 26.37. It has been revised to make the reporting period Sunday through Saturday as shown on SBE 723.

This special provision should be inserted into all contracts.

The districts should include the BDE Check Sheet marked with the applicable special provisions for the November 5, 2021 and subsequent lettings. The Project Coordination and Implementation Section will include a copy in the contract.

80302m

## **WEEKLY DBE TRUCKING REPORTS (BDE)**

Effective: June 2, 2012

Revised: November 1, 2021

The Contractor shall submit a weekly report of Disadvantaged Business Enterprise (DBE) trucks hired by the Contractor or subcontractors (i.e. not owned by the Contractor or subcontractors) that are used for DBE goal credit.

The report shall be submitted to the Engineer on Department form "SBE 723" within ten business days following the reporting period. The reporting period shall be Sunday through Saturday for each week reportable trucking activities occur.

Any costs associated with providing weekly DBE trucking reports shall be considered as included in the contract unit prices bid for the various items of work involved and no additional compensation will be allowed.

80302



# Illinois Department of Transportation

## Memorandum

---

To: Regional Engineers  
From: Jack A. Elston, P.E. *Jack A. Elston*  
Subject: Special Provision for Speed Display Trailer  
Date: October 1, 2021

---

This special provision was developed by the Bureau of Safety Programs and Engineering to enhance safety of the traveling public and workers in work zones by alerting drivers of their speed, thus deterring them from driving above the posted work zone speed limit. This special provision has been revised to work with the 2022 Standard Specifications.

This special provision should be inserted into all freeway and expressway projects involving Highway Standard 701400 and other contracts at the district's discretion requiring speed display trailers.

The districts should include the BDE Check Sheet marked with the applicable special provisions for the January 21, 2022 and subsequent lettings. The Project Coordination and Implementation Section will include a copy in the contract.

80340m

## **SPEED DISPLAY TRAILER (BDE)**

Effective: April 2, 2014

Revised: January 1, 2022

Revise the last paragraph of Article 701.11 of the Standard Specifications to read:

“When not being utilized to inform and direct traffic, sign trailers, speed display trailers, arrow boards, and portable changeable message boards shall be treated as nonoperating equipment.”

Add the following to Article 701.15 of the Standard Specifications:

“(m) Speed Display Trailer. A speed display trailer is used to enhance safety of the traveling public and workers in work zones by alerting drivers of their speed, thus deterring them from driving above the posted work zone speed limit.”

Add the following to Article 701.20 of the Standard Specifications:

“(k) When speed display trailers are shown on the Standard, this work will not be paid for separately but shall be considered as included in the cost of the Standard.

For all other speed display trailers, this work will be paid for at the contract unit price per calendar month or fraction thereof for each trailer as SPEED DISPLAY TRAILER.”

Add the following to Article 1106.02 of the Standard Specifications:

“(o) Speed Display Trailer. The speed display trailer shall consist of a LED speed indicator display with self-contained, one-direction radar mounted on an orange see-through trailer. The height of the display and radar shall be such that it will function and be visible when located behind concrete barrier.

The speed measurement shall be by radar and provide a minimum detection distance of 1000 ft (300 m). The radar shall have an accuracy of  $\pm 1$  mile per hour.

The speed indicator display shall face approaching traffic and shall have a sign legend of “YOUR SPEED” immediately above or below the speed display. The sign letters shall be between 5 and 8 in. (125 and 200 mm) in height. The digital speed display shall show two digits (00 to 99) in mph. The color of the changeable message legend shall be a yellow legend on a black background. The minimum height of the numerals shall be 18 in. (450 mm), and the nominal legibility distance shall be at least 750 ft (250 m).

The speed indicator display shall be equipped with a violation alert that flashes the displayed detected speed when the work zone posted speed limit is exceeded. The speed indicator shall have a maximum speed cutoff. On roadway facilities with a normal posted speed limit greater than or equal to 45 mph, the detected speeds of vehicles traveling more than 25 mph over the work zone speed limit shall not be displayed. On facilities with normal posted speed limit of less than 45 mph, the detected speeds of vehicles traveling more than 15 mph over the work zone speeds limit shall not be

displayed. On any roadway facility if detected speeds are less than 25 mph, they shall not be displayed. The display shall include automatic dimming for nighttime operation.

The speed indicator measurement and display functions shall be equipped with the power supply capable of providing 24 hours of uninterrupted service.”


80340



# Illinois Department of Transportation

## Memorandum

---

To: Regional Engineers  
From: Jack A. Elston   
Subject: Special Provision for Compensable Delay Costs  
Date: January 11, 2019

---

This special provision was developed to allow the department to pay for escalated material costs, escalated labor costs, extended project overhead, and extended traffic control when a contract delay meets certain criteria. It has been revised to remove the extended traffic control adjustment equations for completion date contracts and simply refer to Article 109.04

This special provision should be inserted into all contracts.

The districts should include the BDE Check Sheet marked with the applicable special provisions for the April 26, 2019 and subsequent lettings. The Project Coordination and Implementation Section will include a copy in the contract.

This special provision will be available on the transfer directory January 11, 2019.

80384m



## **COMPENSABLE DELAY COSTS (BDE)**

Effective: June 2, 2017

Revised: April 1, 2019

Revise Article 107.40(b) of the Standard Specifications to read:

“(b) Compensation. Compensation will not be allowed for delays, inconveniences, or damages sustained by the Contractor from conflicts with facilities not meeting the above definition; or if a conflict with a utility in an unanticipated location does not cause a shutdown of the work or a documentable reduction in the rate of progress exceeding the limits set herein. The provisions of Article 104.03 notwithstanding, compensation for delays caused by a utility in an unanticipated location will be paid according to the provisions of this Article governing minor and major delays or reduced rate of production which are defined as follows.

- (1) Minor Delay. A minor delay occurs when the work in conflict with the utility in an unanticipated location is completely stopped for more than two hours, but not to exceed two weeks.
- (2) Major Delay. A major delay occurs when the work in conflict with the utility in an unanticipated location is completely stopped for more than two weeks.
- (3) Reduced Rate of Production Delay. A reduced rate of production delay occurs when the rate of production on the work in conflict with the utility in an unanticipated location decreases by more than 25 percent and lasts longer than seven calendar days.”

Revise Article 107.40(c) of the Standard Specifications to read:

“(c) Payment. Payment for Minor, Major, and Reduced Rate of Production Delays will be made as follows.

- (1) Minor Delay. Labor idled which cannot be used on other work will be paid for according to Article 109.04(b)(1) and (2) for the time between start of the delay and the minimum remaining hours in the work shift required by the prevailing practice in the area.

Equipment idled which cannot be used on other work, and which is authorized to standby on the project site by the Engineer, will be paid for according to Article 109.04(b)(4).

- (2) Major Delay. Labor will be the same as for a minor delay.

Equipment will be the same as for a minor delay, except Contractor-owned equipment will be limited to two weeks plus the cost of move-out to either the

Contractor's yard or another job and the cost to re-mobilize, whichever is less. Rental equipment may be paid for longer than two weeks provided the Contractor presents adequate support to the Department (including lease agreement) to show retaining equipment on the job is the most economical course to follow and in the public interest.

- (3) Reduced Rate of Production Delay. The Contractor will be compensated for the reduced productivity for labor and equipment time in excess of the 25 percent threshold for that portion of the delay in excess of seven calendar days. Determination of compensation will be in accordance with Article 104.02, except labor and material additives will not be permitted.

Payment for escalated material costs, escalated labor costs, extended project overhead, and extended traffic control will be determined according to Article 109.13."

Revise Article 108.04(b) of the Standard Specifications to read:

"(b) No working day will be charged under the following conditions.

- (1) When adverse weather prevents work on the controlling item.
- (2) When job conditions due to recent weather prevent work on the controlling item.
- (3) When conduct or lack of conduct by the Department or its consultants, representatives, officers, agents, or employees; delay by the Department in making the site available; or delay in furnishing any items required to be furnished to the Contractor by the Department prevents work on the controlling item.
- (4) When delays caused by utility or railroad adjustments prevent work on the controlling item.
- (5) When strikes, lock-outs, extraordinary delays in transportation, or inability to procure critical materials prevent work on the controlling item, as long as these delays are not due to any fault of the Contractor.
- (6) When any condition over which the Contractor has no control prevents work on the controlling item."

Revise Article 109.09(f) of the Standard Specifications to read:

"(f) Basis of Payment. After resolution of a claim in favor of the Contractor, any adjustment in time required for the work will be made according to Section 108. Any adjustment in the costs to be paid will be made for direct labor, direct materials, direct equipment, direct jobsite overhead, direct offsite overhead, and other direct costs allowed by the resolution. Adjustments in costs will not be made for interest charges, loss of anticipated profit, undocumented loss of efficiency, home office overhead and unabsorbed overhead

other than as allowed by Article 109.13, lost opportunity, preparation of claim expenses and other consequential indirect costs regardless of method of calculation.

The above Basis of Payment is an essential element of the contract and the claim cost recovery of the Contractor shall be so limited.”

Add the following to Section 109 of the Standard Specifications.

**“109.13 Payment for Contract Delay.** Compensation for escalated material costs, escalated labor costs, extended project overhead, and extended traffic control will be allowed when such costs result from a delay meeting the criteria in the following table.

Contract Type	Cause of Delay	Length of Delay
Working Days	Article 108.04(b)(3) or Article 108.04(b)(4)	No working days have been charged for two consecutive weeks.
Completion Date	Article 108.08(b)(1) or Article 108.08(b)(7)	The Contractor has been granted a minimum two week extension of contract time, according to Article 108.08.

Payment for each of the various costs will be according to the following.

- (a) Escalated Material and/or Labor Costs. When the delay causes work, which would have otherwise been completed, to be done after material and/or labor costs have increased, such increases will be paid. Payment for escalated material costs will be limited to the increased costs substantiated by documentation furnished by the Contractor. Payment for escalated labor costs will be limited to those items in Article 109.04(b)(1) and (2), except the 35 percent and 10 percent additives will not be permitted.
- (b) Extended Project Overhead. For the duration of the delay, payment for extended project overhead will be paid as follows.
  - (1) Direct Jobsite and Offsite Overhead. Payment for documented direct jobsite overhead and documented direct offsite overhead, including onsite supervisory and administrative personnel, will be allowed according to the following table.

Original Contract Amount	Supervisory and Administrative Personnel
Up to \$5,000,000	One Project Superintendent
Over \$ 5,000,000 - up to \$25,000,000	One Project Manager, One Project Superintendent or Engineer, and One Clerk
Over \$25,000,000 - up to \$50,000,000	One Project Manager, One Project Superintendent, One Engineer, and

	One Clerk
Over \$50,000,000	One Project Manager, Two Project Superintendents, One Engineer, and One Clerk

(2) Home Office and Unabsorbed Overhead. Payment for home office and unabsorbed overhead will be calculated as 8 percent of the total delay cost.

(c) Extended Traffic Control. Traffic control required for an extended period of time due to the delay will be paid for according to Article 109.04.

When an extended traffic control adjustment is paid under this provision, an adjusted unit price as provided for in Article 701.20(a) for increase or decrease in the value of work by more than ten percent will not be paid.


Upon payment for a contract delay under this provision, the Contractor shall assign subrogation rights to the Department for the Department's efforts of recovery from any other party for monies paid by the Department as a result of any claim under this provision. The Contractor shall fully cooperate with the Department in its efforts to recover from another party any money paid to the Contractor for delay damages under this provision."



# Illinois Department of Transportation

## Memorandum

---

To: Regional Engineers  
From: Jack A. Elston   
Subject: Special Provision for Subcontractor Mobilization Payments  
Date: January 11, 2019

---

This special provision was developed by the Bureau of Construction and Office of Chief Council to comply with Illinois Procurement Code 30 ILCS 500/30-50. It has been revised to shorten the timing of the mobilization payment from “at least 14 days” to “at least 7 days” prior to the subcontractor starting work

This special provision should be inserted into all contracts.

The districts should include the BDE Check Sheet marked with the applicable special provisions for the April 26, 2019 and subsequent lettings. The Project Coordination and Implementation Section will include a copy in the contract.

This special provision will be available on the transfer directory January 11, 2019.

80391m

## **SUBCONTRACTOR MOBILIZATION PAYMENTS (BDE)**

Effective: November 2, 2017

Revised: April 1, 2019

Replace the second paragraph of Article 109.12 of the Standard Specifications with the following:

“This mobilization payment shall be made at least seven days prior to the subcontractor starting work. The amount paid shall be at the following percentage of the amount of the subcontract reported on form BC 260A submitted for the approval of the subcontractor’s work.

Value of Subcontract Reported on Form BC 260A	Mobilization Percentage
Less than \$10,000	25%
\$10,000 to less than \$20,000	20%
\$20,000 to less than \$40,000	18%
\$40,000 to less than \$60,000	16%
\$60,000 to less than \$80,000	14%
\$80,000 to less than \$100,000	12%
\$100,000 to less than \$250,000	10%
\$250,000 to less than \$500,000	9%
\$500,000 to \$750,000	8%
Over \$750,000	7%”


80391



# Illinois Department of Transportation

## Memorandum

---

To: Regional Engineers  
From: Jack A. Elston   
Subject: Special Provision for Subcontractor and DBE Payment Reporting  
Date: April 20, 2018

---

This special provision was developed by the Bureau of Construction and the Bureau of Small Business Enterprises to comply with the DBE program federal regulation 49 CFR 26.37, which requires that a running tally be maintained of payments made to DBE firms. This special provision also ensures compliance with 49 CFR Part 26.29, which requires federal funding recipients to monitor and enforce prompt payment to subcontractors.

This special provision should be inserted into all contracts.

The districts should include the BDE Check Sheet marked with the applicable special provisions for the August 3, 2018 and subsequent lettings. The Project Coordination and Implementation Section will include a copy in the contract.

This special provision will be available on the transfer directory April 20, 2018.

80397m

## **SUBCONTRACTOR AND DBE PAYMENT REPORTING (BDE)**

Effective: April 2, 2018

Add the following to Section 109 of the Standard Specifications.

**“109.14 Subcontractor and Disadvantaged Business Enterprise Payment Reporting.**  
The Contractor shall report all payments made to the following parties:

- (a) first tier subcontractors;
- (b) lower tier subcontractors affecting disadvantaged business enterprise (DBE) goal credit;
- (c) material suppliers or trucking firms that are part of the Contractor’s submitted DBE utilization plan.

The report shall be made through the Department’s on-line subcontractor payment reporting system within 21 days of making the payment.”

80397






# Illinois Department of Transportation

## Memorandum

---

To: Regional Engineers  
From: Jack A. Elston, P.E.   
Subject: Special Provision for Bituminous Surface Treatment with Fog Seal  
Date: October 1, 2021

---

This special provision was developed by the Bureau of Research and Central Bureau of Materials to replace the Recurring Special Provision, "Preventative Maintenance - Bituminous Surface Treatment (A-1)" and to include A-2 and A-3 treatments, as well as add a fog seal. This special provision has been revised to include pay items for A-2 and A-3 treatments, update the nomenclature "bituminous material" to the more specific term "emulsified asphalt", and to work with the 2022 Standard Specifications.

This special provision should be inserted into contracts involving bituminous surface treatment (aka chip seal) with fog seal.

Designer Note: The aggregate gradation must be specified in the plans as CA 14, CA 15, CA 16, CA 20, FA 1 (Special), FA 4 (Special), or FA 22. Districts are encouraged to use CA 20.

The districts should include the BDE Check Sheet marked with the applicable special provisions for the January 21, 2022 and subsequent lettings. The Project Coordination and Implementation Section will include a copy in the contract.

80426m

**BITUMINOUS SURFACE TREATMENT WITH FOG SEAL (BDE)**

Effective: January 1, 2020

Revised: January 1, 2022

Replace Section 403 of the Standard Specifications with the following:

**“SECTION 403. BITUMINOUS SURFACE TREATMENT WITH FOG SEAL**

**403.01 Description.** This work shall consist of constructing a single or multiple course bituminous surface treatment with fog seal.

- (a) A-1. A-1 shall consist of an emulsified asphalt and a seal coat aggregate with an emulsified asphalt fog seal.
- (b) A-2. A-2 shall consist of an emulsified asphalt and a cover coat aggregate, and an emulsified asphalt and seal coat aggregate with an emulsified asphalt fog seal.
- (c) A-3. A-3 shall consist of two separate applications of an emulsified asphalt and cover coat aggregate, and an emulsified asphalt and seal coat aggregate with an emulsified asphalt fog seal.

**403.02 Materials.** Materials shall be according to the following.

Item	Article/Section
(a) Cover Coat Aggregate.....	1003, 1004.03
(b) Seal Coat Aggregate (Note 1) .....	1003, 1004.03
(c) Emulsified Asphalts (Note 2) (Note 3) .....	1032

Note 1. The seal coat aggregate shall be either fine or coarse aggregate.

When fine aggregate is used, it shall be stone sand, wet bottom boiler slag, slag sand, or steel slag sand. The aggregate gradation shall be FA 1 (Special), FA 4 (Special), or FA 22 as specified on the plans and shall meet the following.

FINE AGGREGATE GRADATIONS						
Grad. No.	Sieve Size and Percent Passing					
	3/8 in. (9.5 mm)	No. 4 (4.75 mm)	No. 8 (2.36 mm)	No. 16 (1.18 mm)	No. 40 (425 µm)	No. 200 (75 µm)
FA 1 (Special)	100	90 ± 10	62.5 ± 17.5	32.5 ± 7.5	7.5 ± 7.5	1.5 ± 1
FA 4 (Special)	100	--	--	2 ± 2	--	1.5 ± 1
FA 22	100	1/	1/	8 ± 8	--	2 ± 2

- 1/ For the fine aggregate gradation FA 22, the aggregate producer shall set the midpoint percent passing, and the Department will apply a range of  $\pm 10$  percent. The midpoint shall not be changed without Department approval.

When coarse aggregate is used, it shall be crushed gravel, crushed stone, wet bottom boiler slag, crushed slag, crushed sandstone, or crushed steel slag. The coarse aggregate material shall be selected from the table in Article 1004.03(a) based upon the friction aggregate mixture specified. The aggregate quality shall be Class B and the total chert count shall be no more than 25.0 percent by weight (mass) as determined by the ITP 203. The aggregate gradation shall be CA 14, CA 15, CA 16, or CA 20 as specified on the plans.

Note 2. The emulsified asphalt used to construct the bituminous surface treatment shall be either CRS-2P or HFRS-2P.

Note 3. The emulsified asphalt used to construct the fog seal shall be either SS-1h or CSS-1h.

**403.03 Equipment.** Equipment shall be according to the following.

Item	Article/Section
(a) Self-Propelled Pneumatic-Tired Roller (Note 1) .....	1101.01
(b) Mechanical Sweeper (Note 2) .....	1101.03
(c) Aggregate Spreaders (Note 3) .....	1102.04
(d) General Use Pressure Distributor (Note 4) .....	1102.05(a)
(e) Heating Equipment .....	1102.07

Note 1. There shall be a minimum of two rollers, with the final number of rollers determined by the rollers' abilities to maintain proper spacing with the aggregate spreader as directed by the Engineer.

Note 2. The mechanical sweeper shall be power driven and self-propelled with the broom located between the axles. The mechanical sweeper shall not use a cantilever-mounted broom and the broom rotation shall not be operated by forward movement.

Note 3. The aggregate spreader shall be a self-propelled mechanical type with the receiving hopper in the rear and shall pull the aggregate truck. The spreader shall be fitted with an automated system which provides positive interconnected control of the aggregate flow with the forward speed of the spreader. The automated system shall provide uniform and consistent aggregate application at the rate specified.

The Engineer will check the spread roll of the aggregate spreader for straightness each day before operations begin. Should the surface of the spread roll vary off a straight line along its longitudinal dimension by more than 1/16 in. (1.5 mm), the Engineer will inspect the application of aggregate for corrugations and, should these occur, the machine shall be repaired or replaced. The forward speed of the spreader during calibration shall be the

same as is to be used during construction. The equipment required for aggregate spreader calibration may consist of several sheets of canvas, each being exactly 1 sq yd (0.8 sq m), and a weight scale. By making several runs at different gate openings over the sheets of canvas, placed to cover the full width applied by the spreader, and carefully measuring the aggregate on each canvas sheet, the gate opening at the pre-established speed required to apply aggregate at the specified rate may be determined.

Note 4. The general use pressure distributor shall have a minimum capacity of 3000 gal (11,500 L). The application rate control shall be automated and shall control the application rate regardless of ground speed or spray bar width. The computer shall have the capability of recording the application rate, gallons sprayed, square yards, and feet traveled. The general use pressure distributor shall be capable of maintaining the asphalt emulsion at the specified temperature. The spray bar nozzles shall produce a uniform triple lap application fan spray, and the shutoff shall be instantaneous, with no dripping. The general use pressure distributor shall be capable of maintaining the specified application rate within  $\pm 0.015$  gal/sq yd ( $\pm 0.070$  L/sq m) for each load. The spray-bar nozzles shall be turned to make the same angle with the longitudinal axis of the spray bar as recommended by the manufacturer.

Application rates shall be determined by the procedures listed in ASTM D 2995, except the sample may be taken on three 8 x 12 in. (200 x 300 mm) metal plates. The three plates shall be positioned as directed by the Engineer.

### CONSTRUCTION REQUIREMENTS

**403.04 Weather Limitations.** This work shall be done between May 1 and August 31. Emulsified asphalt shall be applied only when the temperature of the air in the shade is above 55 °F (13 °C). No work shall be started if local conditions indicate that rain is imminent.

Fog seal operations shall be performed during daylight hours and not during foggy weather. The road surface may be damp but shall be free of standing water.

This work may be done between September 1 and September 15 provided both of the following conditions are met:

- (a) The temperature of the air in the shade is above 70 °F (20 °C) and the temperature of the surface to which the asphalt will be applied is 70 °F (20 °C) or above, and
- (b) The National Weather Service forecast for the area does not show any rain or any temperatures below 55 °F (13 °C) for the day the work is to be done or for the following five days.

**403.05 Repair and Preparation of Base or Existing Surface.** The base or existing surface shall be prepared according to Section 358.

**403.06 Calibration.** At least three days prior to starting the work, the Contractor shall provide the Engineer with a copy of the manufacturer's recommendations for the equipment to be used. The working day prior to starting construction, the general use pressure distributor and aggregate spreader shall be calibrated and adjusted according to the manufacturer's recommendations. Calibrations and adjustments shall be made in the presence of the Engineer on a level surface at a location approved by the Engineer. The Contractor shall maintain proper calibration and adjustment of the equipment and the Engineer reserves the right to check application rates as the work progresses. Should the equipment fail to consistently apply the specified rates, the work shall be stopped, and the Contractor shall recalibrate and readjust the equipment.

**403.07 Application Rates.** Based upon the aggregate gradation to be used, the Contractor shall determine the application rates of emulsified asphalt and cover or seal coat aggregate. The application rates along with the gradations shall be submitted to the Engineer for approval prior to the start of work. Application rates shall be according to the following table for the aggregate type shown on the plans and shall result in aggregate embedment between 50 and 70 percent behind the roller. Changes in the application rate of greater than 15 percent shall be resubmitted to the Engineer for approval.

Aggregate Type	Emulsified Asphalt Rate	Aggregate Rate
CA 14	0.38 – 0.46 gal/sq yd (1.7 – 2.1 L/sq m)	24 – 32 lb/sq yd (13 – 17 kg/sq m)
CA 15	0.38 – 0.46 gal/sq yd (1.7 – 2.1 L/sq m)	22 – 30 lb/sq yd (12 – 16 kg/sq m)
CA 16	0.38 – 0.45 gal/sq yd (1.7 – 2.0 L/sq m)	18 – 26 lb/sq yd (10 – 14 kg/sq m)
CA 20	0.36 – 0.45 gal/sq yd (1.6 – 2.0 L/sq m)	18 – 26 lb/sq yd (10 – 14 kg/sq m)
FA 1 (Special)	0.26 – 0.30 gal/sq yd (1.2 – 1.4 L/sq m)	16 – 20 lb/sq yd (9 – 11 kg/sq m)
FA 4 (Special)	0.28 – 0.36 gal/sq yd (1.3 – 1.6 L/sq m)	18 – 24 lb/sq yd (10 – 13 kg/sq m)
FA 22	0.32 – 0.40 gal/sq yd (1.5 – 1.8 L/sq m)	15 – 22 lb/sq yd (8 – 12 kg/sq m)

**403.08 Preparation of Emulsified Asphalt.** The temperature of the emulsified asphalt at the time of application shall be such that it sprays uniformly without clogging the spraying nozzles and is applied within the temperature range of 150 – 190 °F (65 – 90 °C).

**403.09 Preparation of Aggregate.** The aggregate shall be stockpiled near the jobsite according to Article 1003.01(e) or 1004.01(e). The aggregate used shall contain no free moisture but the aggregate shall be slightly damp (saturated surface-dry or drier).

**403.10 Application of Emulsified Asphalt.** The emulsified asphalt shall be applied with a general use pressure distributor. The entire length of the spray bar shall be set at the height

above the surface recommended by the manufacturer for even distribution of the emulsified asphalt. A hand spray bar shall be used at locations not covered by the distributor.

The distributor shall be operated in a manner such that missing or overlapping of transverse joints shall be avoided. To prevent overlapping of successive applications of emulsified asphalt at transverse joints, heavy paper shall be spread over the previously applied emulsified asphalt and aggregates. In order to obtain a uniform application of the emulsified asphalt, the distributor shall be traveling at the speed required for the specified rate of application when the spray bar crosses the paper.

Adjacent construction, such as concrete pavement, curb and gutter, bridge floors, raised reflective pavement markers, and bridge handrails, shall be protected by shields, covers or other means. If emulsified asphalt is applied to adjacent construction, the Contractor shall remove such material to the satisfaction of the Engineer.

The emulsified asphalt shall not be applied when the wind conditions will inhibit uniform coverage from the fans of asphalt being applied.

**403.11 Application of Aggregates.** The cover and seal coat aggregates shall be spread evenly with an aggregate spreader over the entire surface being treated. When treating one-half of the pavement width at a time, an inside strip of uncovered emulsified asphalt 3 in. (75 mm) wide shall be left during construction of the first half to provide center joint overlap when the second half of the treatment is placed. In all cases, the aggregate shall be applied ahead of the truck or spreader wheels. Hand spreading will be permitted only when approved by the Engineer and, when so permitted, the aggregate shall be spread uniformly and at the approximate rate specified. Any ridges of aggregate left by the aggregate spreader shall be smoothed out with hand brooms immediately behind the aggregate spreader.

Equipment involved in the work shall operate as close to each other as practical. The aggregate spreader shall be within 150 ft (45 m) of the pressure distributor and the aggregate shall cover the asphalt emulsion within 30 seconds of application to ensure proper asphalt/aggregate adhesion.

Each aggregate truck shall be equipped with a suitable hitch for connection to the aggregate spreader while unloading. The trucks shall avoid contact between the truck body or bed and the aggregate spreader. The body or bed of the truck shall be modified, if necessary, to empty cleanly and completely into the receiving hopper of the aggregate spreader. No aggregate shall be allowed to spill onto the road surface when the truck is emptying into this hopper.

**403.12 Cover Coat.** Emulsified asphalt for the cover coat shall not be applied until the previous application is acceptable to the Engineer.

At the beginning of each day's work, no emulsified asphalt shall be applied until there is sufficient cover coat aggregate in the trucks at the work site to completely cover the first application of asphalt emulsion. The amount of surface area covered by each successive application of emulsified asphalt shall be determined by the Engineer. In no case shall this area

be greater than can be covered with cover coat aggregate and given the initial rolling while the emulsified asphalt is still in condition to hold aggregate.

The emulsified asphalt shall be applied uniformly over the surface at the rate specified in the table above. Immediately following the application of the asphalt emulsion, the cover coat aggregate shall be spread over the treated surface at the rate specified in the table above.

The aggregate shall be rolled following spreading. A maximum time of five minutes will be allowed between the spreading of aggregate and completion of the initial rolling of the aggregate. The rollers shall proceed in a longitudinal direction at a speed less than or equal to 5 mph (8 km/h). Each roller will travel over the aggregate a minimum of two times. The entire surface shall be rolled immediately with a self-propelled pneumatic-tired roller. Rolling shall proceed in a longitudinal direction beginning at the edges and progressing toward the center, overlapping on successive trips by at least 1/2 the width of the roller. The aggregate shall then be rolled with a separate pneumatic-tired roller until the aggregate is properly seated in the asphalt emulsion.

**403.13 Seal Coat.** When constructing A-2 or A-3, the seal coat shall not be started until the cover coat immediately preceding the seal coat is completed.

Application of the emulsified asphalt and aggregate and rolling of the seal coat shall be the same as specified above for the cover coat.

During the construction period, the Contractor shall maintain the completed work. If necessary, the Contractor shall apply additional seal coat aggregate to absorb excess bitumen appearing on the surface and shall repair any areas where pickup has occurred.

The Contractor shall use the appropriate sweeping equipment to perform an initial sweeping after a minimum of two hours curing and not less than one hour before sunset on the day the bituminous surface treatment is placed. The initial sweeping shall remove excess aggregate by lightly sweeping each pavement lane. The sweeping shall be sufficient to prevent migration of loose aggregate back onto any part of the pavement.

The Contractor shall sweep the pavement surface as needed to remove excess aggregate.

**403.14 Application of Fog Seal.** The emulsified asphalt for the fog seal shall not be applied to the treated surface until the seal coat has cured for at least 24 hours.

The emulsified asphalt shall be applied uniformly and at a rate that will provide a residual asphalt rate on the prepared surface of 0.03 to 0.08 lb/sq ft (0.146 to 0.391 kg/sq m). An application rate greater than 0.05 lb/sq ft (0.244 kg/sq m) shall be applied in two passes, one from each direction. The Contractor shall demonstrate the application will produce 100 percent coverage of the surface after curing. If the application demonstration does not meet the coverage requirements, the spray pattern shall be adjusted until approved by the Engineer. The emulsified asphalt shall be applied in a manner to minimize the amount of overspray.

A check shall be performed in the first 1,000 ft (300 m) to verify the application rate according to the test procedure for "Determination of Residual Asphalt in Prime and Tack Coat Materials".

**403.15 Opening to Traffic.** The road shall be opened to traffic according to Article 701.17(c)(4).

**403.16 Method of Measurement.** The bituminous surface treatment (A-1, A-2, or A-3) will be measured for payment in place and the area computed in square yards (square meters). The width for measurement will be the top width of the bituminous surface treatment as shown on the plans or as directed by the Engineer.

Emulsified asphalt for fog seal will be measured for payment as specified in Section 1032.

**403.17 Basis of Payment.** This work will be paid for at the contract unit price per square yard (square meter) for BITUMINOUS SURFACE TREATMENT, of the type specified.

Emulsified asphalt for fog seal will be paid for at the contract unit price per pound (kilogram) of residual asphalt for BITUMINOUS MATERIALS (FOG SEAL).

When provided as a payment item, the preparation of the existing surface will be measured and paid for as specified in Section 358. If not provided as a payment item, preparation of existing surface will be paid for according to Article 109.04."






# Illinois Department of Transportation

## Memorandum

---

To: Regional Engineers  
From: Jack A. Elston   
Subject: Special Provision for Work Zone Traffic Control Devices  
Date: September 27, 2024

---

This special provision was developed by the Bureau of Safety Programs and Engineering to update temporary traffic control devices to MASH-16 requirements in accordance with AASHTO and FHWA guidelines. It has been revised to eliminate the sunset date for Category 1 and Category 2 work zone devices, requiring them to be MASH compliant.

This special provision should be inserted into all contracts.

The districts should include the BDE Check Sheet marked with the applicable special provisions for the January 17, 2025 and subsequent lettings. The Project Coordination and Implementation Section will include a copy in the contract.

80427m

## WORK ZONE TRAFFIC CONTROL DEVICES (BDE)

Effective: March 2, 2020

Revised: January 1, 2025

Add the following to Article 701.03 of the Standard Specifications:

“(q) Temporary Sign Supports ..... 1106.02”

Revise the third paragraph of Article 701.14 of the Standard Specifications to read:

“For temporary sign supports, the Contractor shall provide a FHWA eligibility letter for each device used on the contract. The letter shall provide information for the set-up and use of the device as well as a detailed drawing of the device. The signs shall be supported within 20 degrees of vertical. Weights used to stabilize signs shall be attached to the sign support per the manufacturer’s specifications.”

Revise the first paragraph of Article 701.15 of the Standard Specifications to read:

“**701.15 Traffic Control Devices.** For devices that must meet crashworthiness standards, the Contractor shall provide a manufacturer’s self-certification or a FHWA eligibility letter for each Category 1 device and a FHWA eligibility letter for each Category 2 and Category 3 device used on the contract. The self-certification or letter shall provide information for the set-up and use of the device as well as a detailed drawing of the device.”

Revise the first six paragraphs of Article 1106.02 of the Standard Specifications to read:

“**1106.02 Devices.** Work zone traffic control devices and combinations of devices shall meet crashworthiness standards for their respective categories. The categories are as follows.

Category 1 includes small, lightweight, channelizing and delineating devices that have been in common use for many years and are known to be crashworthy by crash testing of similar devices or years of demonstrable safe performance. These include cones, tubular markers, plastic drums, and delineators, with no attachments (e.g. lights). Category 1 devices shall be MASH compliant.

Category 2 includes devices that are not expected to produce significant vehicular velocity change but may otherwise be hazardous. These include vertical panels with lights, barricades, temporary sign supports, and Category 1 devices with attachments (e.g. drums with lights). Category 2 devices shall be MASH compliant.

Category 3 includes devices that are expected to cause significant velocity changes or other potentially harmful reactions to impacting vehicles. These include crash cushions (impact attenuators), truck mounted attenuators, and other devices not meeting the definitions of Category 1 or 2. Category 3 devices manufactured after December 31, 2019 shall be MASH compliant. Category 3 devices manufactured on or before December 31, 2019, and compliant

with NCHRP 350, may be used on contracts let before December 31, 2029. Category 3 devices shall be crash tested for Test Level 3 or the test level specified.

Category 4 includes portable or trailer-mounted devices such as sign supports, speed feedback displays, arrow boards, changeable message signs, temporary traffic signals, and area lighting supports. It is preferable for Category 4 devices manufactured after December 31, 2019 to be MASH-16 compliant; however, there are currently no crash tested devices in this category, so it remains exempt from the NCHRP 350 or MASH compliance requirement.

For each type of device, when no more than one MASH compliant is available, an NCHRP 350 compliant device may be used, even if manufactured after December 31, 2019.”

Revise Articles 1106.02(g), 1106.02(k), and 1106.02(l) to read:

“(g) Truck Mounted/Trailer Mounted Attenuators. The attenuator shall be approved for use at Test Level 3. Test Level 2 may be used for normal posted speeds less than or equal to 45 mph.

(k) Temporary Water Filled Barrier. The water filled barrier shall be a lightweight plastic shell designed to accept water ballast and be on the Department’s qualified product list.

Shop drawings shall be furnished by the manufacturer and shall indicate the deflection of the barrier as determined by acceptance testing; the configuration of the barrier in that test; and the vehicle weight, velocity, and angle of impact of the deflection test. The Engineer shall be provided one copy of the shop drawings.

(l) Movable Traffic Barrier. The movable traffic barrier shall be on the Department’s qualified product list.


Shop drawings shall be furnished by the manufacturer and shall indicate the deflection of the barrier as determined by acceptance testing; the configuration of the barrier in that test; and the vehicle weight, velocity, and angle of impact of the deflection test. The Engineer shall be provided one copy of the shop drawings. The barrier shall be capable of being moved on and off the roadway on a daily basis.”



# Illinois Department of Transportation

## Memorandum

---

To: Regional Engineers  
From: Jack A. Elston, P.E.   
Subject: Special Provision for Ultra-Thin Bonded Wearing Course  
Date: October 1, 2021

---

This special provision was developed by the Bureau of Research to provide a pavement preservation treatment that is thinner than a conventional hot-mix asphalt surface course and has enhanced bonding characteristics which allows it to be placed directly on portland cement concrete surfaces. It has been revised to work with the 2022 Standard Specifications.

Designer Note: Select the mixture composition based upon the roadway type and calculate the quantity of the rapid setting polymer modified emulsion (RSPME), i.e. tack coat, based upon the planned residual asphalt rate shown below. The planned thickness of each mixture is shown for the designers use in determining final elevations and is not something that can be altered.

Roadway Type	Mixture Composition	Planned Thickness	Planned Residual Asphalt Rate of RSPME
Interstate	IL-12.5 UTB	0.9 in.	0.19 lb/sq ft
Non-Interstate	IL-9.5 UTB	0.75 in.	0.14 lb/sq ft

The districts should include the BDE Check Sheet marked with the applicable special provisions for the January 21, 2022 and subsequent lettings. The Project Coordination and Implementation Section will include a copy in the contract.

80429m

## ULTRA-THIN BONDED WEARING COURSE (BDE)

Effective: April 1, 2020

Revised: January 1, 2022

Description. This work shall consist of constructing an ultra-thin bonded (UTB) wearing course on a prepared pavement.

Materials. Materials shall be according to the following.

Item	Article/Section
(a) Fine Aggregate .....	1003.03
(b) Coarse Aggregate (Note 1).....	1004.03
(c) Mineral Filler .....	1011
(d) Performance Graded Asphalt Binder (Note 2) .....	1032.05
(e) Bituminous Materials (Note 3) .....	1032

Note 1. The blending, alternate use, and/or substitutions of aggregates from different sources for use in this work will not be permitted without the approval of the Engineer. Any blending shall be by interlocked mechanical feeders. The blending shall be uniform, compatible with the other components of the mix, and the equipment shall be approved by the Engineer.

If blending aggregates, the blend shall have a washed gradation performed every other day or a minimum of three tests per week. Testing shall be completed before the aggregate receives final acceptance for use in the mix.

Note 2. The asphalt binder shall be either SBR or SBS PG 70-22.

Note 3. The bituminous material used for tack coat shall be a rapid setting anionic polymer modified emulsion or a rapid setting cationic polymer modified emulsion. When using a cationic material, the supplier shall certify prior to the start of mix production, the material has a positive particle charge when tested according to AASHTO T 59. When using either a cationic or anionic material, the supplier shall certify prior to the start of mix production, the material meets the following requirements.

Tests on Emulsions (AASHTO T 59)	Result
Viscosity, Saybolt Furol, 77 °F (25 °C), s	20 - 100
Viscosity, Rotational Paddle, 77 °F (25 °C), mPa-s (AASHTO T 382)	40 - 200
Storage Stability Test, 24 hours, % <sup>1/</sup>	1 max.
Sieve Test, % retained on #20 (850 µm) sieve	0.05 max.
Residue from Distillation, %	63 min.
Demulsibility:	
35 ml, 0.02N CaCl <sub>2</sub> , %, <u>or</u>	40 min.
35 ml, 0.8% dioctyl sodium sulfosuccinate, %	40 min.

Tests on Residue from Evaporation	Result
Penetration, 77 °F (25 °C), 100 g, 5 s, 0.1 mm, (AASHTO T 49)	90 - 150
Elastic Recovery, 50 °F (10 °C), straight sided, 5 cm/min, 20 cm elongation, 5 min hold, % (AASHTO T 301)	50 min.
Ash Content, % (AASHTO T 59)	1 max.

1/ Upon examination of the storage stability test cylinder after standing undisturbed for 24 hours, the surface shall show minimal to no white, milky colored substance and shall be a homogenous brown color throughout. The material may be released prior to completion of the test based on approval of the Department.

Equipment. Equipment shall be according to the following.

Item	Article/Section
(a) Tandem Rollers (Note 1) .....	1101.01
(b) Hot-Mix Asphalt Plant .....	1102.01
(c) Spreading and Finishing Machine (Note 2) .....	1102.03
(d) Heating Equipment .....	1102.07

Note 1. A minimum of two tandem rollers ( $T_B$ ), operating in the static mode, sufficient to match paving production will be required.

Note 2. The spreading and finishing machine shall be a “spray-paver” capable of spraying the tack coat, applying the wearing course, and providing a smooth surface to the mat in one pass at the rate of 30 ft/min (9 m/min) or greater. The wearing course shall be spread over the tack coat within five seconds of applying the tack coat during normal paving speeds. No wheel or other part of the spray-paver shall come in contact with the tack coat before the wearing course is applied. The spray-paver shall also have the following:

- (1) a receiving hopper with a minimum of two heated twin screw feed augers,
- (2) an integral storage tank for tack coat material,
- (3) integral twin expandable emulsion spray bars located immediately in front of the asphalt spread augers and an activated screed,
- (4) variable width vibratory heated activated screed. The screed shall have the ability to be crowned at the center both positively and negatively and have vertically adjustable extensions to accommodate the desired pavement profile.

### CONSTRUCTION REQUIREMENTS

Mixture Design. The target values for the Job Mix Formula (JMF) shall fall within the following limits.

ULTRA-THIN BONDED, MIXTURE COMPOSITION (% PASSING)		
Sieve Size	IL-12.5 UTB	IL-9.5 UTB
3/4 in. (19 mm)	100	--
1/2 in. (12.5 mm)	85 - 100	100
3/8 in. (9.5 mm)	55 - 80	85 - 100
No. 4 (4.75 mm)	22 - 38	22 - 38
No. 8 (2.36 mm)	19 - 32	19 - 32
No. 16 (1.18 mm)	15 - 24	15 - 24
No. 30 (600 µm)	11 - 18	11 - 18
No. 50 (300 µm)	8 - 14	8 - 14
No. 100 (150 µm)	5 - 10	5 - 10
No. 200 (75 µm)	4 - 5.5	4 - 5.5
Asphalt Binder, %	4.6 - 6.1	4.8 - 6.1

The need for an anti-stripping additive shall be determined according to Article 1030.05(c).

The effective binder film thickness shall be a minimum of  $0.3 \pm 0.03$  mils ( $10 \pm 1$  µm). The percent asphalt binder of the mix shall be determined by calculating the binder film thickness in accordance with Illinois Test Procedure (ITP) 406.

Draindown from the loose mixture shall not exceed 0.10 percent when tested according to Illinois Modified AASHTO T 305. The draindown shall be tested at the job mix formula asphalt content plus 0.5 percent. The temperature shall be the mixing temperature plus 59 °F (15 °C). The temperature shall not exceed 350 °F (175 °C).

The mixture shall not contain reclaimed materials.

The mixing temperature shall be according to Illinois Modified AASHTO T 312.

Preparation of Mineral Aggregates. The aggregates shall be heated in such a manner as to assure the mixing temperature is uniformly maintained. The aggregates shall be dried to less than 0.3 percent residual moisture by weight. This may require the aggregate to be processed twice through the drier.

Mix Production. After target values have been determined for the JMF, an adjustment/plant change may be made according to the following limitations.

Parameter	Adjustment
3/8 in. (9.5 mm)	± 5 %
No. 4 (4.75 mm)	± 5 %
No. 8 (2.36 mm)	± 5 %
No. 200 (75 µm)	± 1.5 %
Asphalt Binder Content <sup>1/</sup>	± 0.3 %

1/ The quantity of anti-stripping additive will not be included in this percentage.

Adjustments outside the above limitations will require a new mix design.

Placing. The placement conditions of Article 406.06(c) shall apply, except the surface of the existing pavement shall be cleaned using a mechanical or vacuum sweeper; and the mixture shall only be placed when the pavement and ambient air temperatures are at least 50 °F (10 °C) at the time of placement and the forecast is for rising temperatures.

The IL-12.5 UTB mixture shall be placed at a rate of 90 lb/sq yd (50 kg/sq m). The IL-9.5 UTB mixture shall be placed at a rate of 75 lb/sq yd (40 kg/sq m). These placement rates are based on a mixture with a unit weight of 100 lb/sq yd/in. (2.1 kg/sq m/mm) and a specific gravity of 2.5. Mixtures with a different specific gravity will require an adjusted placement rate to maintain the planned thickness.

The tack coat shall be uniformly spray applied with the spreading and finishing machine at a temperature of 120 - 180 °F (50 - 80 °C). The rate of application shall be accurately and continuously monitored to ensure a uniform application over the entire width to be overlaid. The rate of application shall be determined as follows.

- (a) Determination of In-Place Air Voids. Two 6 in. (150 mm) specimens shall be prepared according to AASHTO T 312 to 80 gyrations. The percent air voids shall be determined according to AASHTO T 269. The air void determination shall be the average of the two specimens. 2.5 percent air voids shall be added to the lab determined air voids to approximate in-place air voids.
- (b) Calculated Application Rate. Calculate the volume of 1 sq yd (1 sq m) of mix at a depth of 70 percent of the nominal maximum aggregate size. Multiply that volume by the percent of in-place air voids. Convert the volume to gal (L). Express the result in lb/sq ft (kg/sq m).

The Engineer will make field adjustments to the calculated application rate no greater than  $\pm 0.05$  lb/sq ft ( $\pm 0.25$  kg/sq m) based on the existing surface condition. Once the target application rate is established, the tolerance shall be  $\pm 0.01$  lb/sq ft ( $\pm 0.05$  kg/sq m).

Compaction. Compaction shall consist of each area of the mat receiving a minimum of two passes with a tandem roller, before the material temperature has fallen below 180 °F (80 °C).

Opening to Traffic. The wearing course may be opened to traffic when it has hardened to the satisfaction of the Engineer.

Quality Control/Quality Assurance. Material testing shall be according to Articles 1030.06 and 1030.09, except the following tests will not be required.

- (a) Bituminous Core Density
- (b) Nuclear Density



(c)  $G_{mm}$  and  $G_{mb}$  testing

Additionally, the Contractor shall have a representative present during construction that is familiar with the lay down of the product and its design methods.

Method of Measurement. The bituminous material for tack coat will be measured for payment as specified in Section 1032.

The wearing course will be measured for payment in place and the quantity computed in square yards (square meters).

Basis of Payment. The tack coat will be paid for at the contract unit price per pound (kilogram) of residual asphalt for RAPID SETTING POLYMER MODIFIED EMULSION.

The wearing course will be paid for at the contract unit price per square yard (square meter) for ULTRA-THIN BONDED WEARING COURSE, of the mixture composition and friction aggregate specified.


80429



# Illinois Department of Transportation

## Memorandum

---

To: Regional Engineers  
From: Jack A. Elston, P.E.   
Subject: Special Provision for Green Preformed Thermoplastic Pavement Markings  
Date: October 1, 2021

---

This special provision was developed by the Bureau of Operations and the Bureau of Design and Environment to create a statewide specification for green preformed thermoplastic pavement markings used to delineate a path for bicyclists through a right turn lane conflict and to mark the location of bicycle boxes at an intersection. It has been revised to work with the 2022 Standard Specifications.

This special provision should be inserted in contracts using green thermoplastic pavement markings as part of an intersection with specific bicycle accommodation design.

Designer Note: Green pavement markings for right turn lane conflicts and bicycle boxes shall be detailed in the plans and paid for per square foot as PREFORMED THERMOPLASTIC PAVEMENT MARKINGS – LETTERS AND SYMBOLS. See BDE Manual 17-2.02(e) for more guidance.

The districts should include the BDE Check Sheet marked with the applicable special provisions for the January 21, 2022 and subsequent lettings. The Project Coordination and Implementation Section will include a copy in the contract.

80433

**GREEN PREFORMED THERMOPLASTIC PAVEMENT MARKINGS (BDE)**

Effective: January 1, 2021

Revised: January 1, 2022

Revise the following in Table 1 of Article 780.15 of the Standard Specifications to read:

"SYMBOLS <sup>1/</sup>		
Symbol	Large Size sq ft (sq m)	Small Size sq ft (sq m)
Through Arrow	11.5 (1.07)	6.5 (0.60)
Left or Right Arrow	15.6 (1.47)	8.8 (0.82)
2 Arrow Combination Left (or Right) and Through	26.0 (2.42)	14.7 (1.37)
3 Arrow Combination Left, Right, and Through	38.4 (3.56)	20.9 (1.94)
Lane Drop Arrow	41.5 (3.86)	--
Wrong Way Arrow	24.3 (2.26)	--
Railroad "R" 6 ft (1.8 m)	3.6 (0.33)	--
Railroad "X" 20 ft (6.1 m)	54.0 (5.02)	--
International Symbol of Accessibility	3.1 (0.29)	--
Bike Symbol	4.7 (0.44)	--
Shared Lane Symbol	8.0 (0.74)	
Intersection Bicycle Box <sup>2/</sup>	variable sizes	
Two-Stage Bicycle Turn Box <sup>2/</sup>	variable sizes	

1/ Table applies to all types of pavement marking materials, except intersection bicycle box and two-stage bicycle turn box which are limited to preformed thermoplastic.

2/ The cost of symbols appearing in the box are included in the overall square area of the box."

Add the following paragraph to the end of Article 1095.01(a)(2) of the Standard Specifications:

"The pigments used for the green thermoplastic compound shall not contain any hazardous materials listed in the Environmental Protection Agency Code of Federal Regulations (CFR) 40, Section 261.24, Table 1. The combined total of RCRA listed heavy metals shall not exceed 100 ppm when tested by X-ray fluorescence spectroscopy. The pigments shall also be heat resistant, UV stable, and color-fast greens. The pigment shall be uniformly distributed throughout the thermoplastic compound."

Add the following to Article 1095.01(b)(1)e. of the Standard Specifications:

"Green **	Daylight Reflectance	15 % min.
-----------	----------------------	-----------

\*\* Shall meet the coordinates of the following color tolerance chart.

x	0.230	0.266	0.367	0.444
y	0.754	0.460	0.480	0.583"


80433



# Illinois Department of Transportation

## Memorandum

---

To: Regional Engineers  
From: Jack A. Elston   
Subject: Special Provision for Surface Testing of Pavements – IRI  
Date: September 30, 2022

---

This special provision was developed by the Bureau of Research to change surface testing requirements to the International Roughness Index (IRI), add a new Illinois Test Procedure and improve quality assurance (QA) testing methods. It has been revised to clarify which types of pavement sections within a contract should use IRI, remove the seven day time frame for QC testing, allow a 16 ft straightedge for testing low-speed mainline pavement, clarify definitions and language, increase the allowable ALR value, reduce the assessments per subplot, and allow additional pavement surface grinding equipment.

This special provision should be inserted with contracts involving new concrete pavement, PCC overlays, full-depth HMA, and HMA overlays with at least 2.25 in. total thickness of new HMA combined with either HMA binder or HMA surface removal.

The districts should include the BDE Check Sheet marked with the applicable special provisions for the January 20, 2023 and subsequent lettings. The Project Coordination and Implementation Section will include a copy in the contract.

80435m

## **SURFACE TESTING OF PAVEMENTS – IRI (BDE)**

Effective: January 1, 2021

Revised: January 1, 2023

Description. This work shall consist of testing the ride quality of the finished surface of pavement sections with new concrete pavement, PCC overlays, full-depth HMA, and HMA overlays with at least 2.25 in. (57 mm) total thickness of new HMA combined with either HMA binder or HMA surface removal, according to Illinois Test Procedure 701, "Ride Quality Testing Using the International Roughness Index (IRI)". Work shall be according to Sections 406, 407, or 420 of the Standard Specifications, except as modified herein.

### **Hot-Mix Asphalt (HMA) Overlays**

Add the following to Article 406.03 of the Standard Specifications:

"(n) Pavement Surface Grinding Equipment..... 1101.04"

Revise Article 406.11 of the Standard Specifications to read:

**"406.11 Surface Tests.** Prior to HMA overlay pavement improvements, the Engineer will measure the smoothness of the existing high-speed mainline pavement. The Contractor shall measure the smoothness of the finished high-speed mainline, low-speed mainline, and miscellaneous pavements after the pavement improvement is complete but within the same construction season. Testing shall be performed in the presence of the Engineer and according to Illinois Test Procedure 701. The pavement will be identified as high-speed mainline, low-speed mainline, or miscellaneous as follows.

(a) Test Sections.

- (1) High-Speed Mainline Pavement. High-speed mainline pavement consists of pavements, ramps, and loops with a posted speed limit greater than 45 mph. These sections shall be tested with an inertial profiling system (IPS).
- (2) Low-Speed Mainline Pavement. Low-speed mainline pavement consists of pavements, ramps, and loops with a posted speed limit of 45 mph or less. These sections shall be tested using a 16 ft (5 m) straightedge or with an IPS analyzed using the rolling 16 ft (5 m) straightedge simulation in ProVAL.
- (3) Miscellaneous Pavement. Miscellaneous pavement are segments that either cannot readily be tested by an IPS or conditions beyond the control of the Contractor preclude the achievement of smoothness levels typically achievable with mainline pavement construction. This may include the following examples or as determined by the Engineer.

- a. Pavement on horizontal curves with a centerline radius of curvature of less than or equal to 1,000 ft (300 m) and the pavement within the superelevation transition of such curves;
- b. Pavement on vertical curves having a length less than or equal to 200 ft (60 m) in combination with an algebraic change in tangent grade greater than or equal to 3 percent as may occur on urban ramps or other constricted-space facilities;
- c. The first and last 50 ft (15 m) of a pavement section where the Contractor is not responsible for the adjoining surface;
- d. Intersections and the 25 ft (7.6 m) before and after an intersection or end of radius return;
- e. Variable width pavements;
- f. Side street returns, to the end of radius return;
- g. Crossovers;
- h. Pavement connector for bridge approach slab;
- i. Bridge approach slab;
- j. Pavement that must be constructed in segments of 600 ft (180 m) or less;
- k. Pavement within 25 ft (7.6 m) of manholes, utility structures, at-grade railroad crossings, or other appurtenances;
- l. Turn lanes; and
- m. Pavement within 5 ft (1.5 m) of jobsite sampling locations for HMA volumetric testing that fall within the wheel path.

Miscellaneous pavement shall be tested using a 16 ft (5 m) straightedge.

- (4) International Roughness Index (IRI). An index computed from a longitudinal profile measurement using a quarter-car simulation at a simulation speed of 50 mph (80 km/h).
- (5) Mean Roughness Index (MRI). The average of the IRI values for the right and left wheel tracks.
  - a.  $MRI_o$ . The MRI of the existing pavement prior to construction.
  - b.  $MRI_i$ . The MRI value that warrants an incentive payment.

- c. MRI<sub>F</sub>. The MRI value that warrants full payment.
  - d. MRI<sub>D</sub>. The MRI value that warrants a financial disincentive.
- (6) Areas of Localized Roughness (ALR). Isolated areas of roughness, which can cause significant increase in the calculated MRI for a given subplot.
- (7) Subplot. A continuous strip of pavement 0.1 mile (160 m) long and one lane wide. A partial subplot greater than or equal to 264 ft (80 m) will be subject to the same evaluation as a whole subplot. Partial subplots less than 264 ft (80 m) shall be included with the previous subplot for evaluation purposes.
- (b) Corrective Work. Corrective work shall be completed according to the following.
- (1) High-Speed Mainline Pavement. For high-speed mainline pavement, any 25 ft (7.6 m) interval with an ALR in excess of 200 in./mile (3,200 mm/km) will be identified by the Engineer and shall be corrected by the Contractor. Any subplot having a MRI greater than MRI<sub>D</sub>, including ALR, shall be corrected to reduce the MRI to the MRI<sub>F</sub>, or replaced at the Contractor's option.
  - (2) Low-Speed Mainline Pavement. Surface variations in low-speed mainline pavement which exceed the 5/16 in. (8 mm) tolerance will be identified by the Engineer and shall be corrected by the Contractor.
  - (3) Miscellaneous Pavements. Surface variations in miscellaneous pavement which exceed the 5/16 in. (8 mm) tolerance will be identified by the Engineer and shall be corrected by the Contractor.

Corrective work shall be completed with pavement surface grinding equipment or by removing and replacing the pavement. Corrective work shall be applied to the full lane width. When completed, the corrected area shall have uniform texture and appearance, with the beginning and ending of the corrected area perpendicular to the centerline of the paved surface.

Upon completion of the corrective work, the surface of the subplot(s) shall be retested. The Contractor shall furnish the data and reports to the Engineer within 2 working days after corrections are made. If the MRI and/or ALR still do not meet the requirements, additional corrective work shall be performed.

Corrective work shall be at no additional cost to the Department.

- (c) Smoothness Assessments. Assessments will be paid to or deducted from the Contractor for each subplot of high-speed mainline pavement per the Smoothness Assessment Schedule. Assessments will be based on the MRI of each subplot prior to performing any corrective work unless the Contractor has chosen to remove and replace the pavement.



For pavement that is replaced, assessments will be based on the MRI determined after replacement.

The upper MRI thresholds for high-speed mainline pavement are dependent on the MRI of the existing pavement before construction ( $MRI_0$ ) and shall be determined as follows.

Upper MRI Thresholds <sup>1/</sup>	MRI Thresholds (High-Speed, HMA Overlay)	
	$MRI_0 \leq 125.0$ in./mile ( $\leq 1,975$ mm/km)	$MRI_0 > 125.0$ in./mile <sup>1/</sup> ( $> 1,975$ mm/km)
Incentive ( $MRI_I$ )	45.0 in./mile (710 mm/km)	$0.2 \times MRI_0 + 20$
Full Pay ( $MRI_F$ )	75.0 in./mile (1,190 mm/km)	$0.2 \times MRI_0 + 50$
Disincentive ( $MRI_D$ )	100.0 in./mile (1,975 mm/km)	$0.2 \times MRI_0 + 75$

1/  $MRI_0$ ,  $MRI_I$ ,  $MRI_F$ , and  $MRI_D$  shall be in in./mile for calculation.

Smoothness assessments for high-speed mainline pavement shall be determined as follows.

SMOOTHNESS ASSESSMENT SCHEDULE (High-Speed, HMA Overlay)	
Mainline Pavement MRI Range	Assessment Per Sublot <sup>1/</sup>
$MRI \leq MRI_I$	$+ (MRI_I - MRI) \times \$20.00$ <sup>2/</sup>
$MRI_I < MRI \leq MRI_F$	$+ \$0.00$
$MRI_F < MRI \leq MRI_D$	$- (MRI - MRI_F) \times \$8.00$
$MRI > MRI_D$	$- \$200.00$

1/  $MRI$ ,  $MRI_I$ ,  $MRI_F$ , and  $MRI_D$  shall be in in./mile for calculation.

2/ The maximum incentive amount shall not exceed \$300.00.

Smoothness assessments will not be paid or deducted until all other contract requirements for the pavement are satisfied. Pavement that is corrected or replaced for reasons other than smoothness, shall be retested as stated herein.”

### **Hot-Mix Asphalt (HMA) Pavement (Full-Depth)**

Revise the first paragraph of Article 407.03 of the Standard Specifications to read:

**“407.03 Equipment.** Equipment shall be according to Article 406.03.”

Revise Article 407.09 of the Standard Specifications to read:

**“407.09 Surface Tests.** The finished surface of the pavement shall be tested for smoothness

according to Article 406.11, except as follows:

The testing of the existing pavement prior to improvements shall not apply and the smoothness assessment for high-speed mainline pavement shall be determined according to the following table.

SMOOTHNESS ASSESSMENT SCHEDULE (High-Speed, Full-Depth HMA)	
Mainline Pavement MRI, in./mile (mm/km)	Assessment Per Sublot <sup>1/</sup>
≤ 45.0 (710)	+ (45 – MRI) × \$45.00 <sup>2/</sup>
> 45.0 (710) to 75.0 (1,190)	+ \$0.00
> 75.0 (1,190) to 100.0 (1,580)	– (MRI – 75) × \$20.00
> 100.0 (1,580)	– \$500.00

1/ MRI shall be in in./mile for calculation.

2/ The maximum incentive amount shall not exceed \$800.00.”

### **Portland Cement Concrete Pavement**

Delete Article 420.03(i) of the Standard Specifications.

Revise Article 420.10 of the Standard Specifications to read:

**“420.10 Surface Tests.** The finished surface of the pavement shall be tested for smoothness according to Article 406.11, except as follows.

The testing of the existing pavement prior to improvements shall not apply. The Contractor shall measure the smoothness of the finished surface of the pavement after the pavement has attained a flexural strength of 250 psi (3,800 kPa) or a compressive strength of 1,600 psi (20,700 kPa).

Membrane curing damaged during testing shall be repaired as directed by the Engineer at no additional cost to the Department.

(a) Corrective Work. No further texturing for skid resistance will be required for areas corrected by grinding. Protective coat shall be reapplied to areas ground according to Article 420.18 at no additional cost to the Department.

Jointed portland cement concrete pavement corrected by removal and replacement, shall be corrected in full panel sizes.

(b) Smoothness Assessments. Smoothness assessment for high-speed mainline pavement shall be determined as follows.

SMOOTHNESS ASSESSMENT SCHEDULE (High-Speed, PCC)	
Mainline Pavement MRI, in./mile (mm/km) <sup>3/</sup>	Assessment Per Sublot <sup>1/</sup>
≤ 45.0 (710)	+ (45 – MRI) × \$60.00 <sup>2/</sup>
> 45.0 (710) to 75.0 (1,190)	+ \$0.00
> 75.0 (1,190) to 100.0 (1,580)	– (MRI – 75) × \$37.50
> 100.0 (1,580)	– \$750.00

1/ MRI shall be in in./mile for calculation.

2/ The maximum incentive amount shall not exceed \$1200.00.

3/ If pavement is constructed with traffic in the lane next to it, then an additional 10 in./mile will be added to the upper thresholds.”

### **Removal of Existing Pavement and Appurtenances**

Revise the first paragraph of Article 440.04 of the Standard Specifications to read:

“**440.04 HMA Surface Removal for Subsequent Resurfacing.** The existing HMA surface shall be removed to the depth specified on the plans with a self-propelled milling machine. The removal depth may be varied slightly at the discretion of the Engineer to satisfy the smoothness requirements of the finished pavement. The temperature at which the work is performed, the nature and condition of the equipment, and the manner of performing the work shall be such that the milled surface is not torn, gouged, shoved or otherwise damaged by the milling operation. Sufficient cutting passes shall be made so that all irregularities or high spots are eliminated to the satisfaction of the Engineer. When tested with a 16 ft (5 m) straightedge, the milled surface shall have no surface variations in excess of 3/16 in. (5 mm).”

### **General Equipment**

Revise Article 1101.04 of the Standard Specifications to read:

“**1101.04 Pavement Surface Grinding Equipment.** The pavement surface grinding device shall have a minimum effective head width of 3 ft (0.9 m).


- (a) Diamond Saw Blade Machine. The machine shall be self-propelled with multiple diamond saw blades.
- (b) Profile Milling Machine. The profile milling machine shall be a drum device with carbide or diamond teeth with spacing of 0.315 in. (8 mm) or less and maintain proper forward speed for surface texture according to the manufacturer’s specifications.”



# Illinois Department of Transportation

## Memorandum

---

To: Regional Engineers  
From: Jack A. Elston   
Subject: Special Provision for Submission of Payroll Records  
Date: September 29, 2023

---

This special provision was developed by the Central Bureau of Construction to update the process for submitting payroll records to the Illinois Department of Labor in accordance with the State Prevailing Wage Act (820 ILCS 130). It has been revised to update the contractor's payroll record requirements and what the contractor is required to submit to the Department for certified payrolls according to the Federal Register's Final Rule on the Davis-Bacon Act published August 23, 2023.

This special provision should be inserted into federal and nonfederal aid contracts on the state letting.

The districts should include the BDE Check Sheet marked with the applicable special provisions for the January 19, 2024 and subsequent lettings. The Project Coordination and Implementation Section will include a copy in the contract.

80437m

## **SUBMISSION OF PAYROLL RECORDS (BDE)**

Effective: April 1, 2021

Revised: November 2, 2023

FEDERAL AID CONTRACTS. Revise the following section of Check Sheet #1 of the Recurring Special Provisions to read:

### **“STATEMENTS AND PAYROLLS**

The payroll records shall include the worker’s name, social security number, last known address, telephone number, email address, classification(s) of work actually performed, hourly rates of wages paid (including rates of contributions or costs anticipated for bona fide fringe benefits or cash equivalents thereof), daily and weekly number of hours actually worked in total, deductions made, and actual wages paid.

The Contractor and each subcontractor shall submit certified payroll records to the Department each week from the start to the completion of their respective work, except that full social security numbers, last known addresses, telephone numbers, and email addresses shall not be included on weekly submittals. Instead, the payrolls need only include an identification number for each employee (e.g., the last four digits of the employee’s social security number). The submittals shall be made using LCPtracker Pro software. The software is web-based and can be accessed at <https://lcptracker.com/>. When there has been no activity during a work week, a payroll record shall still be submitted with the appropriate option (“No Work”, “Suspended”, or “Complete”) selected.”

STATE CONTRACTS. Revise Item 3 of Section IV of Check Sheet #5 of the Recurring Special Provisions to read:

- “3. Submission of Payroll Records. The Contractor and each subcontractor shall, no later than the 15<sup>th</sup> day of each calendar month, file a certified payroll for the immediately preceding month to the Illinois Department of Labor (IDOL) through the Illinois Prevailing Wage Portal in compliance with the State Prevailing Wage Act (820 ILCS 130). The portal can be found on the IDOL website at <https://www2.illinois.gov/idol/Laws-Rules/CONMED/Pages/Prevailing-Wage-Portal.aspx>. Payrolls shall be submitted in the format prescribed by the IDOL.

In addition to filing certified payroll(s) with the IDOL, the Contractor and each subcontractor shall certify and submit payroll records to the Department each week from the start to the completion of their respective work, except that full social security numbers shall not be included on weekly submittals. Instead, the payrolls shall include an identification number for each employee (e.g., the last four digits of the employee’s social security number). In addition, starting and ending times of work each day may be omitted from the payroll records submitted. The submittals shall be made using LCPtracker Pro software. The software is web-based and can be accessed at <https://lcptracker.com/>.

When there has been no activity during a work week, a payroll record shall still be submitted with the appropriate option (“No Work”, “Suspended”, or “Complete”) selected.”


80437



# Illinois Department of Transportation

## Memorandum

---

To: Regional Engineers  
From: Jack A. Elston   
Subject: Special Provision for Illinois Works Apprenticeship Initiative –  
State Funded Contracts  
Date: January 12, 2024

---

This special provision was created for the Illinois Works Jobs Program Act (30 ILCS 559/20-1 et seq.). It has been revised to increase job opportunities for Illinois Works graduates and provide compliance accountability measures in accordance with HB 2300 signed into law on July 28, 2023.

This special provision should be inserted into all nonfederal-aid contracts.

The districts should include the BDE Check Sheet marked with the applicable special provisions for the April 26, 2024 and subsequent lettings. The Project Coordination and Implementation Section will include a copy in the contract.

80438m

## **ILLINOIS WORKS APPRENTICESHIP INITIATIVE – STATE FUNDED CONTRACTS (BDE)**

Effective: June 2, 2021

Revised: April 2, 2024

Illinois Works Jobs Program Act (30 ILCS 559/20-1 et seq.). For contracts having an awarded contract value of \$500,000 or more, the Contractor shall comply with the Illinois Works Apprenticeship Initiative (30 ILCS 559/20-20 to 20-25) and all applicable administrative rules. The goal of the Illinois Apprenticeship Works Initiative is that apprentices will perform either 10% of the total labor hours actually worked in each prevailing wage classification or 10% of the estimated labor hours in each prevailing wage classification, whichever is less. Of this goal, at least 50% of the labor hours of each prevailing wage classification performed by apprentices shall be performed by graduates of the Illinois Works Pre-Apprenticeship Program, the Illinois Climate Works Pre-Apprenticeship Program, or the Highway Construction Careers Training Program.

The Contractor may seek from the Department of Commerce and Economic Opportunity (DCEO) a waiver or reduction of this goal in certain circumstances pursuant to 30 ILCS 559/20-20(b). The Contractor shall ensure compliance during the term of the contract and will be required to report on and certify its compliance. An apprentice use plan, apprentice hours, and a compliance certification shall be submitted to the Engineer on forms provided by the Department and/or DCEO.

80438






# Illinois Department of Transportation

## Memorandum

---

To: Regional Engineers  
From: Jack A. Elston   
Subject: Special Provision for Vehicle and Equipment Warning Lights  
Date: August 5, 2022

---

This special provision was developed to improve work zone safety by requiring the Contractor's vehicles and equipment to be equipped with warning lights.

This special provision should be inserted into contracts with closed lane construction. It should not be used with moving operations only contracts.

The districts should include the BDE Check Sheet marked with the applicable special provisions for the November 18, 2022 and subsequent lettings. The Project Coordination and Implementation Section will include a copy in the contract.

80439m

## **VEHICLE AND EQUIPMENT WARNING LIGHTS (BDE)**

Effective: November 1, 2021

Revised: November 1, 2022

Add the following paragraph after the first paragraph of Article 701.08 of the Standard Specifications:

“The Contractor shall equip all vehicles and equipment with high-intensity oscillating, rotating, or flashing, amber or amber-and-white, warning lights which are visible from all directions. In accordance with 625 ILCS 5/12-215, the lights may only be in operation while the vehicle or equipment is engaged in construction operations.”


80439



# Illinois Department of Transportation

## Memorandum

---

To: Regional Engineers  
From: Jack A. Elston   
Subject: Special Provision for Performance Graded Asphalt Binder  
Date: September 30, 2022

---

This special provision was developed by the Central Bureau of Materials to allow additional modifiers in performance graded (PG) asphalt binder. Ground tire rubber and softeners were added, as well as criteria to ensure long-term aging performance of our PG asphalt binders with and without modification.

This special provision should be inserted into contracts containing the pay item BITUMINOUS MATERIALS (TACK COAT), or any of the following types of work.

- Section 312 Stabilized Subbase
- Section 355 HMA Base Course
- Section 356 HMA Base Course Widening
- Section 404 Micro-Surfacing and Slurry Sealing
- Section 405 Cape Seal
- Section 406 HMA Binder and Surface Course
- Section 407 HMA Pavement (Full-Depth)
- Section 442 Pavement Patching
- Section 507 Timber Structures
- Section 581 Waterproofing Membrane System
- BDE special provision "Ultra-Thin Bonded Wearing Course"
- Local Roads & Streets Recurring Special Provision "Reflective Crack Control Treatment"

The districts should include the BDE Check Sheet marked with the applicable special provisions for the January 20, 2023 and subsequent lettings. The Project Coordination and Implementation Section will include a copy in the contract.

80441m

## PERFORMANCE GRADED ASPHALT BINDER (BDE)

Effective: January 1, 2023

Revise Article 1032.05 of the Standard Specifications to read:

**“1032.05 Performance Graded Asphalt Binder.** These materials will be accepted according to the Bureau of Materials Policy Memorandum, “Performance Graded Asphalt Binder Qualification Procedure.” The Department will maintain a qualified producer list. These materials shall be free from water and shall not foam when heated to any temperature below the actual flash point. Air blown asphalt, recycle engine oil bottoms (ReOB), and polyphosphoric acid (PPA) modification shall not be used.

When requested, producers shall provide the Engineer with viscosity/temperature relationships for the performance graded asphalt binders delivered and incorporated in the work.

- (a) Performance Graded (PG) Asphalt Binder. The asphalt binder shall meet the requirements of AASHTO M 320, Table 1 “Standard Specification for Performance Graded Asphalt Binder” for the grade shown on the plans and the following.

Test	Parameter
Small Strain Parameter (AASHTO PP 113) BBR, $\Delta T_c$ , 40 hrs PAV (40 hrs continuous or 2 PAV at 20 hrs)	-5 °C min.

- (b) Modified Performance Graded (PG) Asphalt Binder. The asphalt binder shall meet the requirements of AASHTO M 320, Table 1 “Standard Specification for Performance Graded Asphalt Binder” for the grade shown on the plans.

Asphalt binder modification shall be performed at the source, as defined in the Bureau of Materials Policy Memorandum, “Performance Graded Asphalt Binder Qualification Procedure.”

Modified asphalt binder shall be safe to handle at asphalt binder production and storage temperatures or HMA construction temperatures. Safety Data Sheets (SDS) shall be provided for all asphalt modifiers.

- (1) Polymer Modification (SB/SBS or SBR). Elastomers shall be added to the base asphalt binder to achieve the specified performance grade and shall be either a styrene-butadiene diblock, triblock copolymer without oil extension, or a styrene-butadiene rubber. The polymer modified asphalt binder shall be smooth, homogeneous, and be according to the requirements shown in Table 1 or 2 for the grade shown on the plans.

Table 1 - Requirements for Styrene-Butadiene Copolymer (SB/SBS) Modified Asphalt Binders		
Test	Asphalt Grade SB/SBS PG 64-28 SB/SBS PG 70-22	Asphalt Grade SB/SBS PG 64-34 SB/SBS PG 70-28 SB/SBS PG 76-22 SB/SBS PG 76-28
Separation of Polymer ITP, "Separation of Polymer from Asphalt Binder" Difference in °F (°C) of the softening point between top and bottom portions	4 (2) max.	4 (2) max.
TESTS ON RESIDUE FROM ROLLING THIN FILM OVEN TEST (AASHTO T 240)		
Elastic Recovery ASTM D 6084, Procedure A, 77 °F (25 °C), 100 mm elongation, %	60 min.	70 min.

Table 2 - Requirements for Styrene-Butadiene Rubber (SBR) Modified Asphalt Binders		
Test	Asphalt Grade SBR PG 64-28 SBR PG 70-22	Asphalt Grade SB/SBS PG 64-34 SB/SBS PG 70-28 SBR PG 76-22 SBR PG 76-28
Separation of Polymer ITP, "Separation of Polymer from Asphalt Binder" Difference in °F (°C) of the softening point between top and bottom portions	4 (2) max.	4 (2) max.
Toughness ASTM D 5801, 77 °F (25 °C), 20 in./min. (500 mm/min.), in.-lbs (N-m)	110 (12.5) min.	110 (12.5) min.
Tenacity ASTM D 5801, 77 °F (25 °C), 20 in./min. (500 mm/min.), in.-lbs (N-m)	75 (8.5) min.	75 (8.5) min.
TESTS ON RESIDUE FROM ROLLING THIN FILM OVEN TEST (AASHTO T 240)		
Elastic Recovery ASTM D 6084, Procedure A, 77 °F (25 °C), 100 mm elongation, %	40 min.	50 min.

- (2) Ground Tire Rubber (GTR) Modification. GTR modification is the addition of recycled ground tire rubber to liquid asphalt binder to achieve the specified performance grade. GTR shall be produced from processing automobile and/or truck tires by the ambient

grinding method or micronizing through a cryogenic process. GTR shall not exceed 1/16 in. (2 mm) in any dimension and shall not contain free metal particles, moisture that would cause foaming of the asphalt, or other foreign materials. A mineral powder (such as talc) meeting the requirements of AASHTO M 17 may be added, up to a maximum of four percent by weight of GTR to reduce sticking and caking of the GTR particles. When tested in accordance with Illinois Modified AASHTO T 27 “Standard Method of Test for Sieve Analysis of Fine and Coarse Aggregates” or AASHTO PP 74 “Standard Practice for Determination of Size and Shape of Glass Beads Used in Traffic Markings by Means of Computerized Optical Method”, a 50 g sample of the GTR shall conform to the following gradation requirements.

Sieve Size	Percent Passing
No. 16 (1.18 mm)	100
No. 30 (600 µm)	95 ± 5
No. 50 (300 µm)	> 20

GTR modified asphalt binder shall be tested for rotational viscosity according to AASHTO T 316 using spindle S27. GTR modified asphalt binder shall be tested for original dynamic shear and RTFO dynamic shear according to AASHTO T 315 using a gap of 2 mm.

The GTR modified asphalt binder shall meet the requirements of Table 3.

Table 3 - Requirements for Ground Tire Rubber (GTR) Modified Asphalt Binders		
Test	Asphalt Grade GTR PG 64-28 GTR PG 70-22	Asphalt Grade GTR PG 76-22 GTR PG 76-28 GTR PG 70-28
TESTS ON RESIDUE FROM ROLLING THIN FILM OVEN TEST (AASHTO T 240)		
Elastic Recovery ASTM D 6084, Procedure A, 77 °F (25 °C), 100 mm elongation, %	60 min.	70 min.

- (3) Softener Modification (SM). Softener modification is the addition of organic compounds, such as engineered flux, bio-oil blends, modified vegetable oils, glycol amines, and fatty acid derivatives, to the base asphalt binder to achieve the specified performance grade. Softeners shall be dissolved, dispersed, or reacted in the asphalt binder to enhance its performance and shall remain compatible with the asphalt binder with no separation. Softeners shall not be added to modified PG asphalt binder as defined in Articles 1032.05(b)(1) or 1032.05(b)(2).

An Attenuated Total Reflectance-Fourier Transform Infrared spectrum (ATR-FTIR) shall be collected for both the softening compound as well as the softener modified

asphalt binder at the dose intended for qualification. The ATR-FTIR spectra shall be collected on unaged softener modified binder, 20-hour Pressurized Aging Vessel (PAV) aged softener modified binder, and 40-hour PAV aged softener modified binder. The ATR-FTIR shall be collected in accordance with Illinois Test Procedure 601. The electronic files spectral files (in one of the following extensions or equivalent: \*.SPA, \*.SPG, \*.IRD, \*.IFG, \*.CSV, \*.SP, \*.IRS, \*.GAML, \*. [0-9], \*.IGM, \*.ABS, \*.DRT, \*.SBM, \*.RAS) shall be submitted to the Central Bureau of Materials.

Softener modified asphalt binders shall meet the requirements in Table 4.

Test	Asphalt Grade	
	SM PG 46-28	SM PG 46-34
	SM PG 52-28	SM PG 52-34
	SM PG 58-22	SM PG 58-28
	SM PG 64-22	
Small Strain Parameter (AASHTO PP 113) BBR, $\Delta T_c$ , 40 hrs PAV (40 hrs continuous or 2 PAV at 20 hrs)	-5°C min.	
Large Strain Parameter (Illinois Modified AASHTO T 391) DSR/LAS Fatigue Property, $\Delta G^* _{peak}$ , 40 hrs PAV (40 hrs continuous or 2 PAV at 20 hrs)	≥ 54 %	

The following grades may be specified as tack coats.

Asphalt Grade	Use
PG 58-22, PG 58-28, PG 64-22	Tack Coat

Revise Article 1031.06(c)(1) and 1031.06(c)(2) of the Standard Specifications to read:

“(1) RAP/RAS. When RAP is used alone or RAP is used in conjunction with RAS, the percentage of virgin ABR shall not exceed the amounts listed in the following table.

Ndesign	Binder	Surface	Polymer Modified Binder or Surface <sup>3/</sup>
30	30	30	10
50	25	15	10
70	15	10	10
90	10	10	10

1/ For Low ESAL HMA shoulder and stabilized subbase, the RAP/RAS ABR shall not exceed 50 percent of the mixture.

- 2/ When RAP/RAS ABR exceeds 20 percent, the high and low virgin asphalt binder grades shall each be reduced by one grade (i.e. 25 percent ABR would require a virgin asphalt binder grade of PG 64-22 to be reduced to a PG 58-28).
  - 3/ The maximum ABR percentages for ground tire rubber (GTR) modified mixes shall be equivalent to the percentages specified for SBS/SBR polymer modified mixes.
- (2) FRAP/RAS. When FRAP is used alone or FRAP is used in conjunction with RAS, the percentage of virgin asphalt binder replacement shall not exceed the amounts listed in the following table.

HMA Mixtures - FRAP/RAS Maximum ABR % <sup>1/2/</sup>			
Ndesign	Binder	Surface	Polymer Modified Binder or Surface <sup>3/</sup>
30	55	45	15
50	45	40	15
70	45	35	15
90	45	35	15
SMA	--	--	25
IL-4.75	--	--	35

- 1/ For Low ESAL HMA shoulder and stabilized subbase, the FRAP/RAS ABR shall not exceed 50 percent of the mixture.
- 2/ When FRAP/RAS ABR exceeds 20 percent for all mixes, the high and low virgin asphalt binder grades shall each be reduced by one grade (i.e. 25 percent ABR would require a virgin asphalt binder grade of PG 64-22 to be reduced to a PG 58-28).
- 3/ The maximum ABR percentages for GTR modified mixes shall be equivalent to the percentages specified for SBS/SBR polymer modified mixes.”

Add the following to the end of Note 2 of Article 1030.03 of the Standard Specifications.

“A dedicated storage tank for the ground tire rubber (GTR) modified asphalt binder shall be provided. This tank shall be capable of providing continuous mechanical mixing throughout and/or recirculation of the asphalt binder to provide a uniform mixture. The tank shall be heated and capable of maintaining the temperature of the asphalt binder at 300 °F to 350 °F (149 °C to 177 °C). The asphalt binder metering systems of dryer drum plants shall be calibrated with the actual GTR modified asphalt binder material with an accuracy of ±0.40 percent.”





# Illinois Department of Transportation

## Memorandum

---

To: Regional Engineers  
From: Jack A. Elston *Jack A. Elston*  
Subject: Special Provision for Seeding  
Date: August 5, 2022

---

This special provision was developed to update the seeding mixtures by eliminating seed varieties no longer available and allowing alternative fescues. It was also revised to replace the seeding dates with temperature requirements and establish a consistent period of establishment.

This special provision should be inserted into all contracts with SEEDING or INTERSEEDING.

The districts should include the BDE Check Sheet marked with the applicable special provisions for the November 18, 2022 and subsequent lettings. The Project Coordination and Implementation Section will include a copy in the contract.

80445m

## **SEEDING (BDE)**

Effective: November 1, 2022

Revise Article 250.07 of the Standard Specifications to read:

**“250.07 Seeding Mixtures.** The classes of seeding mixtures and combinations of mixtures will be designated in the plans.

When an area is to be seeded with two or more seeding classes, those mixtures shall be applied separately on the designated area within a seven day period. Seeding shall occur prior to placement of mulch cover. A Class 7 mixture can be applied at any time prior to applying any seeding class or added to them and applied at the same time.

TABLE 1 - SEEDING MIXTURES

Class - Type	Seeds	lb/acre (kg/hectare)
1 Lawn Mixture 1/	Kentucky Bluegrass	100 (110)
	Perennial Ryegrass	60 (70)
	<i>Festuca rubra</i> ssp. <i>rubra</i> (Creeping Red Fescue)	40 (50)
1A Salt Tolerant Lawn Mixture 1/	Kentucky Bluegrass	60 (70)
	Perennial Ryegrass	20 (20)
	<i>Festuca rubra</i> ssp. <i>rubra</i> (Creeping Red Fescue)	20 (20)
	<i>Festuca brevipila</i> (Hard Fescue)	20 (20)
	<i>Puccinellia distans</i> (Fulfs Saltgrass or Salty Alkaligrass)	60 (70)
1B Low Maintenance Lawn Mixture 1/	Turf-Type Fine Fescue 3/	150 (170)
	Perennial Ryegrass	20 (20)
	Red Top	10 (10)
	<i>Festuca rubra</i> ssp. <i>rubra</i> (Creeping Red Fescue)	20 (20)
2 Roadside Mixture 1/	<i>Lolium arundinaceum</i> (Tall Fescue)	100 (110)
	Perennial Ryegrass	50 (55)
	<i>Festuca rubra</i> ssp. <i>rubra</i> (Creeping Red Fescue)	40 (50)
	Red Top	10 (10)
2A Salt Tolerant Roadside Mixture 1/	<i>Lolium arundinaceum</i> (Tall Fescue)	60 (70)
	Perennial Ryegrass	20 (20)
	<i>Festuca rubra</i> ssp. <i>rubra</i> (Creeping Red Fescue)	30 (20)
	<i>Festuca brevipila</i> (Hard Fescue)	30 (20)
	<i>Puccinellia distans</i> (Fulfs Saltgrass or Salty Alkaligrass)	60 (70)
3 Northern Illinois Slope Mixture 1/	<i>Elymus canadensis</i> (Canada Wild Rye) 5/	5 (5)
	Perennial Ryegrass	20 (20)
	Alsike Clover 4/	5 (5)
	<i>Desmanthus illinoensis</i> (Illinois Bundleflower) 4/ 5/	2 (2)
	<i>Schizachyrium scoparium</i> (Little Bluestem) 5/	12 (12)
	<i>Bouteloua curtipendula</i> (Side-Oats Grama) 5/	10 (10)
	<i>Puccinellia distans</i> (Fulfs Saltgrass or Salty Alkaligrass)	30 (35)
	Oats, Spring	50 (55)
	Slender Wheat Grass 5/	15 (15)
	Buffalo Grass 5/ 7/	5 (5)
	3A Southern Illinois Slope Mixture 1/	Perennial Ryegrass
<i>Elymus canadensis</i> (Canada Wild Rye) 5/		20 (20)
<i>Panicum virgatum</i> (Switchgrass) 5/		10 (10)
<i>Schizachyrium scoparium</i> (Little Blue Stem) 5/		12 (12)
<i>Bouteloua curtipendula</i> (Side-Oats Grama) 5/		10 (10)
<i>Dalea candida</i> (White Prairie Clover) 4/ 5/		5 (5)
<i>Rudbeckia hirta</i> (Black-Eyed Susan) 5/		5 (5)
Oats, Spring		50 (55)

Class – Type	Seeds	lb/acre (kg/hectare)
4 Native Grass 2/ 6/	<i>Andropogon gerardi</i> (Big Blue Stem) 5/	4 (4)
	<i>Schizachyrium scoparium</i> (Little Blue Stem) 5/	5 (5)
	<i>Bouteloua curtipendula</i> (Side-Oats Grama) 5/	5 (5)
	<i>Elymus canadensis</i> (Canada Wild Rye) 5/	1 (1)
	<i>Panicum virgatum</i> (Switch Grass) 5/	1 (1)
	<i>Sorghastrum nutans</i> (Indian Grass) 5/	2 (2)
	Annual Ryegrass	25 (25)
	Oats, Spring	25 (25)
	Perennial Ryegrass	15 (15)
	4A Low Profile Native Grass 2/ 6/	<i>Schizachyrium scoparium</i> (Little Blue Stem) 5/
<i>Bouteloua curtipendula</i> (Side-Oats Grama) 5/		5 (5)
<i>Elymus canadensis</i> (Canada Wild Rye) 5/		1 (1)
<i>Sporobolus heterolepis</i> (Prairie Dropseed) 5/		0.5 (0.5)
Annual Ryegrass		25 (25)
Oats, Spring		25 (25)
Perennial Ryegrass		15 (15)
4B Wetland Grass and Sedge Mixture 2/ 6/	Annual Ryegrass	25 (25)
	Oats, Spring	25 (25)
	Wetland Grasses (species below) 5/	6 (6)
<u>Species:</u>		<u>% By Weight</u>
<i>Calamagrostis canadensis</i> (Blue Joint Grass)		12
<i>Carex lacustris</i> (Lake-Bank Sedge)		6
<i>Carex slipata</i> (Awl-Fruited Sedge)		6
<i>Carex stricta</i> (Tussock Sedge)		6
<i>Carex vulpinoidea</i> (Fox Sedge)		6
<i>Eleocharis acicularis</i> (Needle Spike Rush)		3
<i>Eleocharis obtusa</i> (Blunt Spike Rush)		3
<i>Glyceria striata</i> (Fowl Manna Grass)		14
<i>Juncus effusus</i> (Common Rush)		6
<i>Juncus tenuis</i> (Slender Rush)		6
<i>Juncus torreyi</i> (Torrey's Rush)		6
<i>Leersia oryzoides</i> (Rice Cut Grass)		10
<i>Scirpus acutus</i> (Hard-Stemmed Bulrush)		3
<i>Scirpus atrovirens</i> (Dark Green Rush)		3
<i>Bolboschoenus fluviatilis</i> (River Bulrush)		3
<i>Schoenoplectus tabernaemontani</i> (Softstem Bulrush)		3
<i>Spartina pectinata</i> (Cord Grass)		4

Class – Type	Seeds	lb/acre (kg/hectare)	
5	Forb with Annuals Mixture 2/ 5/ 6/	Annuals Mixture (Below) Forb Mixture (Below)	1 (1) 10 (10)
Annuals Mixture - Mixture not exceeding 25 % by weight of any one species, of the following:			
<i>Coreopsis lanceolata</i> (Sand Coreopsis) <i>Leucanthemum maximum</i> (Shasta Daisy) <i>Gaillardia pulchella</i> (Blanket Flower) <i>Ratibida columnifera</i> (Prairie Coneflower) <i>Rudbeckia hirta</i> (Black-Eyed Susan)			
Forb Mixture - Mixture not exceeding 5 % by weight PLS of any one species, of the following:			
<i>Amorpha canescens</i> (Lead Plant) 4/ <i>Anemone cylindrica</i> (Thimble Weed) <i>Asclepias tuberosa</i> (Butterfly Weed) <i>Aster azureus</i> (Sky Blue Aster) <i>Symphotrichum leave</i> (Smooth Aster) <i>Aster novae-angliae</i> (New England Aster) <i>Baptisia leucantha</i> (White Wild Indigo) 4/ <i>Coreopsis palmata</i> (Prairie Coreopsis) <i>Echinacea pallida</i> (Pale Purple Coneflower) <i>Eryngium yuccifolium</i> (Rattlesnake Master) <i>Helianthus mollis</i> (Downy Sunflower) <i>Heliopsis helianthoides</i> (Ox-Eye) <i>Liatris aspera</i> (Rough Blazing Star) <i>Liatris pycnostachya</i> (Prairie Blazing Star) <i>Monarda fistulosa</i> (Prairie Bergamot) <i>Parthenium integrifolium</i> (Wild Quinine) <i>Dalea candida</i> (White Prairie Clover) 4/ <i>Dalea purpurea</i> (Purple Prairie Clover) 4/ <i>Physostegia virginiana</i> (False Dragonhead) <i>Potentilla arguta</i> (Prairie Cinquefoil) <i>Ratibida pinnata</i> (Yellow Coneflower) <i>Rudbeckia subtomentosa</i> (Fragrant Coneflower) <i>Silphium laciniatum</i> (Compass Plant) <i>Silphium terebinthinaceum</i> (Prairie Dock) <i>Oligoneuron rigidum</i> (Rigid Goldenrod) <i>Tradescantia ohiensis</i> (Spiderwort) <i>Veronicastrum virginicum</i> (Culver's Root)			

Class – Type	Seeds	lb/acre (kg/hectare)
5A Large Flower Native Forb Mixture 2/ 5/ 6/	Forb Mixture (see below)	5 (5)
	<u>Species:</u>	<u>% By Weight</u>
	<i>Aster novae-angliae</i> (New England Aster)	5
	<i>Echinacea pallida</i> (Pale Purple Coneflower)	10
	<i>Helianthus mollis</i> (Downy Sunflower)	10
	<i>Heliopsis helianthoides</i> (Ox-Eye)	10
	<i>Liatris pycnostachya</i> (Prairie Blazing Star)	10
	<i>Ratibida pinnata</i> (Yellow Coneflower)	5
	<i>Rudbeckia hirta</i> (Black-Eyed Susan)	10
	<i>Silphium laciniatum</i> (Compass Plant)	10
	<i>Silphium terebinthinaceum</i> (Prairie Dock)	20
	<i>Oligoneuron rigidum</i> (Rigid Goldenrod)	10
5B Wetland Forb 2/ 5/ 6/	Forb Mixture (see below)	2 (2)
	<u>Species:</u>	<u>% By Weight</u>
	<i>Acorus calamus</i> (Sweet Flag)	3
	<i>Angelica atropurpurea</i> (Angelica)	6
	<i>Asclepias incarnata</i> (Swamp Milkweed)	2
	<i>Aster puniceus</i> (Purple Stemmed Aster)	10
	<i>Bidens cernua</i> (Beggarticks)	7
	<i>Eutrochium maculatum</i> (Spotted Joe Pye Weed)	7
	<i>Eupatorium perfoliatum</i> (Boneset)	7
	<i>Helenium autumnale</i> (Autumn Sneezeweed)	2
	<i>Iris virginica shrevei</i> (Blue Flag Iris)	2
	<i>Lobelia cardinalis</i> (Cardinal Flower)	5
	<i>Lobelia siphilitica</i> (Great Blue Lobelia)	5
	<i>Lythrum alatum</i> (Winged Loosestrife)	2
	<i>Physostegia virginiana</i> (False Dragonhead)	5
	<i>Persicaria pensylvanica</i> (Pennsylvania Smartweed)	10
	<i>Persicaria lapathifolia</i> (Curlytop Knotweed)	10
	<i>Pycnanthemum virginianum</i> (Mountain Mint)	5
	<i>Rudbeckia laciniata</i> (Cut-leaf Coneflower)	5
	<i>Oligoneuron riddellii</i> (Riddell Goldenrod)	2
	<i>Sparganium eurycarpum</i> (Giant Burreed)	5
6 Conservation Mixture 2/ 6/	<i>Schizachyrium scoparium</i> (Little Blue Stem) 5/ <i>Elymus canadensis</i> (Canada Wild Rye) 5/ Buffalo Grass 5/ 7/ Vernal Alfalfa 4/ Oats, Spring	5 (5) 2 (2) 5 (5) 15 (15) 48 (55)
6A Salt Tolerant Conservation Mixture 2/ 6/	<i>Schizachyrium scoparium</i> (Little Blue Stem) 5/ <i>Elymus canadensis</i> (Canada Wild Rye) 5/ Buffalo Grass 5/ 7/ Vernal Alfalfa 4/ Oats, Spring <i>Puccinellia distans</i> (Fults Saltgrass or Salty Alkaligrass)	5 (5) 2 (2) 5 (5) 15 (15) 48 (55) 20 (20)
7 Temporary Turf Cover Mixture	Perennial Ryegrass Oats, Spring	50 (55) 64 (70)

Notes:

- 1/ Seeding shall be performed when the ambient temperature has been between 45 °F (7 °C) and 80 °F (27 °C) for a minimum of seven (7) consecutive days and is forecasted to be the same for the next five (5) days according to the National Weather Service.
- 2/ Seeding shall be performed in late fall through spring beginning when the ambient temperature has been below 45 °F (7 °C) for a minimum of seven (7) consecutive days and ending when the ambient temperature exceeds 80 °F (27 °C) according to the National Weather Service.
- 3/ Specific variety as shown in the plans or approved by the Engineer.
- 4/ Inoculation required.
- 5/ Pure Live Seed (PLS) shall be used.
- 6/ Fertilizer shall not be used.
- 7/ Seed shall be primed with  $\text{KNO}_3$  to break dormancy and dyed to indicate such.

Seeding will be inspected after a period of establishment. The period of establishment shall be six (6) months minimum, but not to exceed nine (9) months. After the period of establishment, areas not exhibiting 75 percent uniform growth shall be interseeded or reseeded, as determined by the Engineer, at no additional cost to the Department.”


80445



# Illinois Department of Transportation

## Memorandum

---

To: Regional Engineers  
From: Jack A. Elston   
Subject: Special Provision for Hot-Mix Asphalt – Longitudinal Joint Sealant  
Date: April 21, 2023

---

This special provision was developed by the Central Bureau of Materials to provide longitudinal joint sealant (LJS) in half-widths for applications, like inlays (mill and fill) or narrow stage construction, where the full width of LJS is not possible in a single application operation. It also requires a fine aggregate cover when the forecast calls for rain and traffic is to be on the LJS or when pickup/tracking is likely. It has been revised to clarify payment for fine aggregate will be included in the cost of the LJS, same as tack coat and full lane sealant.

This special provision should be inserted into contracts with longitudinal joint sealant.

Designer Note: Ideally, LJS should be applied in one single 18-inch wide (full width) application centered on the joint of the HMA lift to be placed above it. LJS half-width should only be used when new HMA is only being placed on one side of the joint (e.g. inlays) or in the case of narrow stage construction requiring two half-width applications for each side of the joint. LJS is recommended on lane to lane joints and not edge joints. If both LONGITUDINAL JOINT SEALANT and LONGITUDINAL JOINT SEALANT, HALF-WIDTH are used, plans should clearly indicate the locations of each via a schedule, typical sections, and/or stage construction details.

The districts should include the BDE Check Sheet marked with the applicable special provisions for the August 4, 2023 and subsequent lettings. The Project Coordination and Implementation Section will include a copy in the contract.

80446m



## HOT-MIX ASPHALT – LONGITUDINAL JOINT SEALANT (BDE)

Effective: November 1, 2022

Revised: August 1, 2023

Add the following after the second sentence in the eighth paragraph of Article 406.06(h)(2) of the Standard Specifications:

“If rain is forecasted and traffic is to be on the LJS or if pickup/tracking of the LJS material is likely, the LJS shall be covered immediately following its application with FA 20 fine aggregate mechanically spread uniformly at a rate of  $1.5 \pm 0.5$  lb/sq yd ( $0.75 \pm 0.25$  kg/sq m). Fine aggregate landing outside of the LJS shall be removed prior to application of tack coat.”

Add the following after the first sentence in the ninth paragraph of Article 406.06(h)(2) of the Standard Specifications:

“LJS half-width shall be applied at a width of  $9 \pm 1$  in. ( $225 \pm 25$  mm) in the immediate lane to be placed with the outside edge flush with the joint of the next HMA lift. The vertical face of any longitudinal joint remaining in place shall also be coated.”

Add the following after the eleventh paragraph of Article 406.06(h)(2) of the Standard Specifications:

“LJS Half-Width Application Rate, lb/ft (kg/m) <sup>1/</sup>			
Lift Thickness, in. (mm)	Coarse Graded Mixture (IL-19.0, IL-19.0L, IL-9.5, IL-9.5L, IL-4.75)	Fine Graded Mixture (IL-9.5FG)	SMA Mixture (SMA-9.5, SMA-12.5)
$\frac{3}{4}$ (19)	0.44 (0.66)		
1 (25)	0.58 (0.86)		
1 $\frac{1}{4}$ (32)	0.66 (0.98)	0.44 (0.66)	
1 $\frac{1}{2}$ (38)	0.74 (1.10)	0.48 (0.71)	0.63 (0.94)
1 $\frac{3}{4}$ (44)	0.82 (1.22)	0.52 (0.77)	0.69 (1.03)
2 (50)	0.90 (1.34)	0.56 (0.83)	0.76 (1.13)
$\geq 2 \frac{1}{4}$ (60)	0.98 (1.46)		

1/ The application rate includes a surface demand for liquid. The thickness of the LJS may taper from the center of the application to a lesser thickness on the edge of the application, provided the correct width and application rate are maintained.”

Revise the second paragraph of Article 406.13(b) of the Standard Specifications to read:

“Aggregate for covering tack, LJS, or FLS will not be measured for payment.”

Add the following to the end of the second paragraph of Article 406.14 of the Standard Specifications:

“Longitudinal joint sealant (LJS) half-width will be paid for at the contract unit price per foot (meter) for LONGITUDINAL JOINT SEALANT, HALF-WIDTH.”


80446



# Illinois Department of Transportation

## Memorandum

---

To: Regional Engineers  
From: Jack A. Elston   
Subject: Special Provision for Grading and Shaping Ditches  
Date: September 30, 2022

---

This special provision was developed by the Bureau of Design and Environment to clarify the handling of surplus and unsuitable material when grading and shaping ditches.

This special provision should be inserted into contracts with GRADING AND SHAPING DITCHES.

The districts should include the BDE Check Sheet marked with the applicable special provisions for the January 20, 2023 and subsequent lettings. The Project Coordination and Implementation Section will include a copy in the contract.

80447m

**GRADING AND SHAPING DITCHES (BDE)**

Effective: January 1, 2023

Delete the second paragraph of Article 214.03 of the Standard Specifications.

Delete the second paragraph of Article 214.04 of the Standard Specifications.


80447



# Illinois Department of Transportation

## Memorandum

---

To: Regional Engineers  
From: Jack A. Elston   
Subject: Special Provision for Source of Supply and Quality Requirements  
Date: January 13, 2023

---

This special provision was created for the Build America, Buy America Act under the Infrastructure Investment and Jobs Act (IIJA) / Bipartisan Infrastructure Law (BIL) in accordance with Public Law 117-58 to expand the list of construction materials required to be manufactured in the United States beyond what is currently only required for steel/iron products.

This special provision should be inserted into all federal-aid contracts.

The districts should include the BDE Check Sheet marked with the applicable special provisions for the April 28, 2023 and subsequent lettings. The Project Coordination and Implementation Section will include a copy in the contract.

80448m

## **SOURCE OF SUPPLY AND QUALITY REQUIREMENTS (BDE)**

Effective: January 2, 2023

Add the following to Article 106.01 of the Standard Specifications:

“The final manufacturing process for construction materials and the immediately preceding manufacturing stage for construction materials shall occur within the United States. Construction materials shall include an article, material, or supply that is or consists primarily of the following.

- (a) Non-ferrous metals;
- (b) Plastic and polymer-based products (including polyvinylchloride, composite building materials, and polymers used in fiber optic cables);
- (c) Glass (including optic glass);
- (d) Lumber;
- (e) Drywall.

Items consisting of two or more of the listed construction materials that have been combined through a manufacturing process, and items including at least one of the listed materials combined with a material that is not listed through a manufacturing process shall be exempt.”


80448



# Illinois Department of Transportation

## Memorandum

---

To: Regional Engineers  
From: Jack A. Elston   
Subject: Special Provision for Mechanically Stabilized Earth Retaining Walls  
Date: April 21, 2023

---

This special provision was developed by the Central Bureau of Materials to clarify that lifting devices in mechanically stabilized earth (MSE) panels need to be galvanized. It also adds an Illinois Modified test procedure for fine and coarse aggregates used in MSE wall select fill to achieve the required friction angle in accordance with Article 522.09(b)(4).

This special provision should be inserted into contracts requiring permanent or temporary mechanically stabilized earth (MSE) retaining walls.

The districts should include the BDE Check Sheet marked with the applicable special provisions for the August 4, 2023 and subsequent lettings. The Project Coordination and Implementation Section will include a copy in the contract.

80450m

**MECHANICALLY STABILIZED EARTH RETAINING WALLS (BDE)**

Effective: August 1, 2023

Revise the second sentence of Articles 1003.07(d) and 1004.06(d) of the Standard Specifications to read:

“The Illinois Modified AASHTO T 296 test with pore pressure measurement may be used in lieu of AASHTO T 236.”

Add the following to Article 522.02 of the Standard Specifications:

“(s) Metal Hardware Cast into Concrete .....1006.13”

80450






# Illinois Department of Transportation

## Memorandum

---

To: Regional Engineers  
From: Jack A. Elston   
Subject: Special Provision for Full Lane Sealant Waterproofing System  
Date: August 4, 2023

---

This special provision was developed by the Central Bureau of Materials as the result of an experimental feature on the full lane sealant (FLS) waterproofing system. The FLS waterproofing system creates a cost effective, beneficial alternative to the traditional waterproofing membrane system for concrete bridge decks. The system uses a combination of highly polymerized asphalt interlayers, FLS, with dense, high-quality HMA to create a waterproofing system that is easier to construct, prevents the ingress of water, and deicing/anti-icing chemicals to protect concrete bridge decks from chloride ingress and subsequent spalling and corrosion.

This special provision should be inserted into contracts utilizing FULL LANE SEALANT WATERPROOFING SYSTEM.

The districts should include the BDE Check Sheet marked with the applicable special provisions for the November 17, 2023 and subsequent lettings. The Project Coordination and Implementation Section will include a copy in the contract.

80452m

## FULL LANE SEALANT WATERPROOFING SYSTEM (BDE)

Effective: November 1, 2023

Replace Section 581 of the Standard Specifications with the following:

### “SECTION 581. FULL LANE SEALANT WATERPROOFING SYSTEM

**581.01 Description.** This work shall consist of furnishing and placing a full lane sealant (FLS) waterproofing system over a prepared concrete bridge deck.

**581.02 Materials.** Materials shall be according to the following.

Item	Article/Section
(a) Hot-Mix Asphalt .....	1030
(b) Bituminous Materials (Note 1) .....	1032
(c) Full Lane Sealant (FLS) .....	1032.13

Note 1. The bituminous material used for the tack coat shall be emulsified asphalt according to Article 1032.06. The emulsion producer shall perform any dilution with water. The emulsified asphalt shall be thoroughly agitated within 24 hours of application and show no separation of water and emulsion.

**581.03 Equipment.** Equipment shall be according to Article 406.03 and the following.

(a) Regenerative Air Vacuum Sweeper (Note 1)

Note 1. The regenerative air vacuum sweeper shall blast re-circulated, filtered air through a vacuum head having a minimum width of 6.0 ft (1.83 m) at a minimum rate of 20,000 cu ft/min (560 cu m/min).

### CONSTRUCTION REQUIREMENTS

**581.04 General.** FLS waterproofing system shall be constructed according to Section 406, except as modified herein, with a tack coat, a layer of FLS, a layer of IL-4.75, a second layer of FLS, and a final layer of SMA-9.5 as shown on the plans.

**581.05 Preparation of Concrete Deck.** Surfaces shall be cleaned according to Article 406.05(c). In non-attainment areas, vacuum sweeping shall be performed using a regenerative air vacuum sweeper.

Deck drains shall be temporarily plugged before the tack coat is applied. The material used to plug the drains shall be removed and disposed of upon completion of the work.

From the time the bridge deck is cleaned and prepared for the FLS until the HMA is spread and compacted, the only traffic permitted shall be the necessary workers and equipment to perform the work.

**581.06 Application of Full Lane Sealant Waterproofing System.** FLS shall be applied uniformly to the surface of the bridge deck in a single application per pass with an FLS pressure distributor. Hand application with a squeegee shall be used at places not covered by the FLS pressure distributor.

If FLS pickup occurs, paving shall cease in order for corrective measures to be taken. Corrective measures shall include applying water to the wheels or paving in cooler ambient conditions, and repairing all areas where the pickup occurred.

Before applying the second layer of FLS, remove any standing water from the IL-4.75 binder course.

**581.07 HMA Compaction.** HMA shall be compacted according to Article 406.07, except the density requirement for mixtures on bridge decks shall be replaced with 5 and 7 roller pass coverages per location of IL-4.75 and SMA-9.5 mixtures, respectively.

**581.08 Sequence of Construction Operations.** The sequence of construction operations shall be as follows.

- (a) Tack coat shall be applied at a residual rate of 0.05 lb/sq ft (0.244 kg/sq m).
- (b) FLS shall be applied at a residual rate of 0.25 lb/sq ft (1.21 kg/sq m).
- (c) HMA IL-4.75 binder course shall have a compacted lift thickness of 3/4 in. (19 mm).
- (d) FLS shall be applied at a residual rate of 0.15 lb/sq ft (0.73 kg/sq m).
- (e) HMA SMA-9.5 surface course shall have a compacted lift thickness of 1 1/2 in. (38 mm).

**581.09 Method of Measurement.** This work will be measured for payment as follows.

- (a) Contract Quantities. The requirements for the use of contract quantities shall conform to Article 202.07(a).
- (b) Measured Quantities. This work will be measured for payment and the area computed in square yards (square meters) of the bridge deck surface covered. No measurement or allowance will be made for laps, the material used for extending up curb faces, other vertical barriers, or extensions over lips or edges.

HMA SMA-9.5 will be measured for payment according to Article 406.13(b).

**581.10 Basis of Payment.** This work will be paid for at the contract unit price per square yard (square meter) for FULL LANE SEALANT WATERPROOFING SYSTEM.

HMA SMA-9.5 will be paid for at the contract unit price per ton (metric ton) for POLYMERIZED HOT-MIX ASPHALT SURFACE COURSE, STONE MATRIX ASPHALT, 9.5, of the friction aggregate and Ndesign specified, according to Article 406.14.”


80452



# Illinois Department of Transportation

## Memorandum

---

To: Regional Engineers  
From: Jack A. Elston   
Subject: Special Provision for Concrete Sealer  
Date: April 19, 2024

---

This special provision was developed by the Central Bureau of Materials as a result of work completed through the AASHTO Committee on Materials and Pavements (COMP) and AASHTO Product Evaluation and Audit Solutions (formerly NTPEP) technical committees to improve standardized testing and develop material specifications to evaluate the universal performance properties of concrete sealers.

This special provision should be inserted into contracts utilizing the pay item CONCRETE SEALER.

The districts should include the BDE Check Sheet marked with the applicable special provisions for the November 17, 2023 and subsequent lettings. The Project Coordination and Implementation Section will include a copy in the contract.

80453m

## **CONCRETE SEALER (BDE)**

Effective: November 1, 2023

Replace Section 1026 of the Standard Specifications with the following:

### **“SECTION 1026. CONCRETE SEALER**

**1026.01 General.** Sealer types shall be according to the listing in AASHTO M 224. All concrete sealer types shall meet the sealer requirements of AASHTO M 224 when tested in accordance with AASHTO T 384. The sealer shall be listed on the Department’s qualified product list.

The sealer shall have a clear or amber color when dry.

The Department will perform the sealer characterization properties of ATR-FTIR spectra, total solids, and specific gravity in accordance with AASHTO M 224.”


80453



# Illinois Department of Transportation

## Memorandum

---

To: Regional Engineers  
From: Jack A. Elston   
Subject: Special Provision for Wood Sign Support  
Date: August 4, 2023

---

This special provision was developed by the Central Bureau of Materials to require permanent wood signs posts to be treated.

This special provision should be inserted into contracts utilizing the pay item WOOD SIGN SUPPORT.

The districts should include the BDE Check Sheet marked with the applicable special provisions for the November 17, 2023 and subsequent lettings. The Project Coordination and Implementation Section will include a copy in the contract.

80454m

**WOOD SIGN SUPPORT (BDE)**

Effective: November 1, 2023

Add the following to Article 730.02 of the Standard Specifications:

“(c) Preservative Treatment .....1007.12”

Revise the first paragraph of Article 730.03 of the Standard Specifications to read:

“**730.03 General.** Wood sign supports shall be treated. When the 4 x 6 in. (100 x 150 mm) posts are used, they shall be modified to satisfy the breakaway requirements by drilling 1 1/2 in. (38 mm) diameter holes centered at 4 and 18 in. (100 and 450 mm) above the groundline and perpendicular to the centerline of the roadway.”

80454






# Illinois Department of Transportation

## Memorandum

---

To: Regional Engineers  
From: Jack A. Elston   
Subject: Special Provision for Removal and Disposal of Regulated Substances  
Date: January 12, 2024

---

This special provision was developed by the Bureau of Design and Environment to provide options for temporarily staging topsoil, bring back priority pollutant analysis pay items so effluent water may be discharged on site, clarify the contractor's responsibilities when choosing a disposal facility, and incorporate recurring language from the project specific special provision. It also allows for disposal outside of Illinois at facilities meeting Illinois regulations for governing landfills and clarifies hazardous waste is to be disposed of outside of Illinois as no facility in-state is currently accepting this material. It has been revised to clarify that, when circumstances are beyond the Contractor's control, extra work payment for temporary staging is for the specific soil classifications that are to be managed and disposed of (not topsoil for re-use).

This special provision should be inserted into all contracts.

The districts should include the BDE Check Sheet marked with the applicable special provisions for the April 26, 2024 and subsequent lettings. The Project Coordination and Implementation Section will include a copy in the contract.

80455m

## REMOVAL AND DISPOSAL OF REGULATED SUBSTANCES (BDE)

Effective: January 1, 2024

Revised: April 1, 2024

Revise the first paragraph of Article 669.04 of the Standard Specifications to read:

**“669.04 Regulated Substances Monitoring.** Regulated substances monitoring includes environmental observation and field screening during regulated substances management activities. The excavated soil and groundwater within the work areas shall be managed as either uncontaminated soil, hazardous waste, special waste, or non-special waste.

As part of the regulated substances monitoring, the monitoring personnel shall perform and document the applicable duties listed on form BDE 2732 “Regulated Substances Monitoring Daily Record (RSM DR)”.

Revise the first two sentences of the nineteenth paragraph of Article 669.05 of the Standard Specifications to read:

“The Contractor shall coordinate waste disposal approvals with the disposal facility and provide the specific analytical testing requirements of that facility. The Contractor shall make all arrangements for collection, transportation, and analysis of landfill acceptance testing.”

Revise the last paragraph of Article 669.05 of the Standard Specifications to read:

“The Contractor shall select a permitted landfill facility or CCDD/USFO facility meeting the requirements of 35 Ill. Admin. Code Parts 810-814 or Part 1100, respectively. The Department will review and approve or reject the facility proposed by the Contractor based upon information provided in BDE 2730. The Contractor shall verify whether the selected facility is compliant with those applicable standards as mandated by their permit and whether the facility is presently, has previously been, or has never been, on the United States Environmental Protection Agency (U.S. EPA) National Priorities List or the Resource Conservation and Recovery Act (RCRA) List of Violating Facilities. The use of a Contractor selected facility shall in no manner delay the construction schedule or alter the Contractor's responsibilities as set forth.”

Revise the first paragraph of Article 669.07 of the Standard Specifications to read:

**“669.07 Temporary Staging.** Soil classified according to Articles 669.05(a)(2), (b)(1), or (c) may be temporarily staged at the Contractor's option. All other soil classified according to Articles 669.05(a)(1), (a)(3), (a)(4), (a)(5), (a)(6), or (b)(2) shall be managed and disposed of without temporary staging to the greatest extent practicable. If circumstances beyond the Contractor's control require temporary staging of these latter materials, the Contractor shall request approval from the Engineer in writing.

Topsoil for re-use as final cover which has been field screened and found not to exhibit PID readings over daily background readings as documented on the BDE 2732, visual staining or

odors, and is classified according to Articles 669.05(a)(2), (a)(3), (a)(4), (b)(1), or (c) may be temporarily staged at the Contractor's option."

Add the following paragraph after the sixth paragraph of Article 669.11 of the Standard Specifications.

"The sampling and testing of effluent water derived from dewatering discharges for priority pollutants volatile organic compounds (VOCs), priority pollutants semi-volatile organic compounds (SVOCs), or priority pollutants metals, will be paid for at the contract unit price per each for VOCS GROUNDWATER ANALYSIS using EPA Method 8260B, SVOCs GROUNDWATER ANALYSIS using EPA Method 8270C, or RCRA METALS GROUNDWATER ANALYSIS using EPA Methods 6010B and 7471A. This price shall include transporting the sample from the job site to the laboratory."

Revise the first sentence of the eight paragraph of Article 669.11 of the Standard Specifications to read:

"Payment for temporary staging of soil classified according to Articles 669.05(a)(1), (a)(3), (a)(4), (a)(5), (a)(6), or (b)(2) to be managed and disposed of, if required and approved by the Engineer, will be paid according to Article 109.04."


80455



# Illinois Department of Transportation

## Memorandum

---

To: Regional Engineers  
From: Jack A. Elston   
Subject: Special Provision for Hot-Mix Asphalt  
Date: September 27, 2024

---

This special provision was developed by the Central Bureau of Materials to update the maximum theoretical specific gravity ( $G_{mm}$ ) used in the calculation of HMA density and to allow HMA production to continue after a test strip has been constructed for all HMA Quality Management Programs (PFP, QCP, and QC/QA). It has been revised to address the updated requirements for maintaining active certification in the IDOT Quality Management Training Program, adding the technician trainee role to personnel, and to fix a table reference.

This special provision should be inserted into all HMA paving contracts.

The districts should include the BDE Check Sheet marked with the applicable special provisions for the January 17, 2025 and subsequent lettings. The Project Coordination and Implementation Section will include a copy in the contract.

80456m

## HOT-MIX ASPHALT (BDE)

Effective: January 1, 2024

Revised: January 1, 2025

Revise the first and second paragraphs of Articles 1030.06(c)(2) of the Standard Specifications to read:

“(2) Personnel. The Contractor shall provide a QC Manager who shall have overall responsibility and authority for quality control. This individual shall maintain active certification as a Hot-Mix Asphalt Level II technician.

In addition to the QC Manager, the Contractor shall provide sufficient personnel to perform the required visual inspections, sampling, testing, and documentation in a timely manner. Mix designs shall be developed by personnel with an active certification as a Hot-Mix Asphalt Level III technician. Technicians performing mix design testing and plant sampling/testing shall maintain active certification as a Hot-Mix Asphalt Level I technician. The Contractor may provide a technician trainee who has successfully completed the Department's "Hot-Mix Asphalt Trainee Course" to assist in the activities completed by a Hot-Mix Asphalt Level I technician for a period of one year after the course completion date. The Contractor may also provide a Gradation Technician who has successfully completed the Department's "Gradation Technician Course" to run gradation tests only under the supervision of a Hot-Mix Asphalt Level II Technician. The Contractor shall provide a Hot-Mix Asphalt Density Tester who has successfully completed the Department's "Nuclear Density Testing" course to run all nuclear density tests on the job site.”

Revise the second paragraph of Articles 1030.07(a)(11) and 1030.08(a)(9) of the Standard Specifications to read:

“When establishing the target density, the HMA maximum theoretical specific gravity ( $G_{mm}$ ) will be based on the running average of four available Department test results for that project. If less than four  $G_{mm}$  test results are available, an average of all available Department test results for that project will be used. The initial  $G_{mm}$  will be the last available Department test result from a QMP project. If there is no available Department test result from a QMP project, the Department mix design verification test result will be used as the initial  $G_{mm}$ .”

Revise Article 1030.09(g)(2) of the Standard Specifications to read:

“(2) The Contractor shall complete split verification sample tests listed in the Limits of Precision table in Article 1030.09(h)(1).”

In the Supplemental Specifications, replace the revision for the end of the third paragraph of Article 1030.09(h)(2) with the following:

“When establishing the target density, the HMA maximum theoretical specific gravity ( $G_{mm}$ ) will be the Department mix design verification test result.”

Revise the tenth paragraph of Article 1030.10 of the Standard Specifications to read:

“Production is not required to stop after a test strip has been constructed.”


80456



# Illinois Department of Transportation

## Memorandum

---

To: Regional Engineers  
From: Jack A. Elston   
Subject: Special Provision for Short Term and Temporary Pavement Markings  
Date: April 19, 2024

---

This special provision was developed by the Central Bureau of Operations to restrict the use of pavement marking tapes to Type IV and blackout tape used in short term and temporary applications, as the Type IV material has better reflectivity under wet conditions at a comparable price to the Type III material. It has been revised to allow Type I tape for applications of 14 days or fewer, correct the thickness and skid resistance of Type IV tape, clarify that Type IV tape requires manufacturer pre-approval, and to differentiate blackout tape as its own category.

This special provision should be inserted into contracts with short term or temporary pavement markings.

The districts should include the BDE Check Sheet marked with the applicable special provisions for the April 26, 2024 and subsequent lettings. The Project Coordination and Implementation Section will include a copy in the contract.

80457m

## SHORT TERM AND TEMPORARY PAVEMENT MARKINGS (BDE)

Effective: April 1, 2024

Revised: April 2, 2024

Revise Article 701.02(d) of the Standard Specifications to read:

“(d) Pavement Marking Tapes (Note 3) ..... 1095.06”

Add the following Note to the end of Article 701.02 of the Standard Specifications:

“Note 3. White or yellow pavement marking tape that is to remain in place longer than 14 days shall be Type IV tape.”

Revise Article 703.02(c) of the Standard Specifications to read:

“(c) Pavement Marking Tapes (Note 1) ..... 1095.06”

Add the following Note to the end of Article 703.02 of the Standard Specifications:

“Note 1. White or yellow pavement marking tape that is to remain in place longer than 14 days shall be Type IV tape.”

Revise Article 1095.06 of the Standard Specifications to read:

**“1095.06 Pavement Marking Tapes.** Type I white or yellow marking tape shall consist of glass spheres embedded into a binder on a foil backing that is precoated with a pressure sensitive adhesive. The spheres shall be of uniform gradation and distributed evenly over the surface of the tape.

Type IV tape shall consist of white or yellow tape with wet reflective media incorporated to provide immediate and continuing retroreflection in wet and dry conditions. The wet retroreflective media shall be bonded to a durable polyurethane surface. The patterned surface shall have approximately  $40 \pm 10$  percent of the surface area raised and presenting a near vertical face to traffic from any direction. The channels between the raised areas shall be substantially free of exposed reflective elements or particles.

Blackout tape shall consist of a matte black, non-reflective, patterned surface that is precoated with a pressure sensitive adhesive.

- (a) Color. The white and yellow markings shall meet the following requirements for daylight reflectance and color, when tested, using a color spectrophotometer with 45 degrees circumferential/zero degree geometry, illuminant D65, and two degree observer angle. The color instrument shall measure the visible spectrum from 380 to 720 nm with a wavelength measurement interval and spectral bandpass of 10 nm.



Color	Daylight Reflectance %Y
White	65 min.
Yellow *	36 - 59

\*Shall match Aerospace Material Specification Standard 595 33538 (Orange Yellow) and the chromaticity limits as follows.

x	0.490	0.475	0.485	0.530
y	0.470	0.438	0.425	0.456

- (b) Retroreflectivity. The white and yellow markings shall be retroreflective. Reflective values measured in accordance with the photometric testing procedure of ASTM D 4061 shall not be less than those listed in the table below. The coefficient of retroreflected luminance,  $R_L$ , shall be expressed as average millicandelas/footcandle/sq ft (millicandelas/lux/sq m), measured on a 3.0 x 0.5 ft (900 mm x 150 mm) panel at 86 degree entrance angle.

Coefficient of Retroreflected Luminance, $R_L$ , Dry					
Type I			Type IV		
Observation Angle	White	Yellow	Observation Angle	White	Yellow
0.2°	2700	2400	0.2°	1300	1200
0.5°	2250	2000	0.5°	1100	1000

Wet retroreflectance shall be measured for Type IV under wet conditions according to ASTM E 2177 and meet the following.

Wet Retroreflectance, Initial $R_L$	
Color	$R_L$ 1.05/88.76
White	300
Yellow	200

- (c) Skid Resistance. The surface of Type IV and blackout markings shall provide a minimum skid resistance of 45 BPN when tested according to ASTM E 303.
- (d) Application. The pavement marking tape shall have a precoated pressure sensitive adhesive and shall require no activation procedures. Test pieces of the tape shall be applied according to the manufacturer's instructions and tested according to ASTM D 1000, Method A, except that a stiff, short bristle roller brush and heavy hand pressure will be substituted for the weighted rubber roller in applying the test pieces to the metal test panel. Material tested as directed above shall show a minimum adhesion value of 750 g/in. (30 g/mm) width at the temperatures specified in ASTM D 1000. The adhesive shall be resistant to oils, acids, solvents, and water, and shall not leave objectionable stains or residue after removal. The material shall be flexible and conformable to the texture of the pavement.

(e) Durability. Type IV and blackout tape shall be capable of performing for the duration of a normal construction season and shall then be capable of being removed intact or in large sections at pavement temperatures above 40 °F (4 °C) either manually or with a roll-up device without the use of sandblasting, solvents, or grinding. The Contractor shall provide a manufacturer's certification that the material meets the requirements for being removed after the following minimum traffic exposure based on transverse test decks with rolling traffic.

- (1) Time in place - 400 days
- (2) ADT per lane - 9,000 (28 percent trucks)
- (3) Axle hits - 10,000,000 minimum

Samples of the material applied to standard specimen plates will be measured for thickness and tested for durability in accordance with ASTM D 4060, using a CS-17 wheel and 1000-gram load, and shall meet the following criteria showing no significant change in color after being tested for the number of cycles indicated.

Test	Type I	Type IV	Blackout
Minimum Initial Thickness, mils (mm)	20 (0.51)	65 (1.65) <sup>1/</sup> 20 (0.51) <sup>2/</sup>	65 (1.65) <sup>1/</sup> 20 (0.51) <sup>2/</sup>
Durability (cycles)	5,000	1,500	1,500

1/ Measured at the thickest point of the patterned surface.

2/ Measured at the thinnest point of the patterned surface.

The pavement marking tape, when applied according to the manufacturer's recommended procedures, shall be weather resistant and shall show no appreciable fading, lifting, or shrinkage during the useful life of the marking. The tape, as applied, shall be of good appearance, free of cracks, and edges shall be true, straight, and unbroken.

(f) Sampling and Inspection.

(1) Sample. Prior to approval and use of Type IV pavement marking tape, the manufacturer shall submit a notarized certification from an independent laboratory, together with the results of all tests, stating that the material meets the requirements as set forth herein. The independent laboratory test report shall state the lot tested, the manufacturer's name, and the date of manufacture.

After initial approval by the Department, samples and certification by the manufacturer shall be submitted for each subsequent batch of Type IV tape used. The manufacturer shall submit a certification stating that the material meets the requirements as set forth herein and is essentially identical to the material sent for qualification. The certification shall state the lot tested, the manufacturer's name, and the date of manufacture.

(2) Inspection. The Contractor shall provide a manufacturer's certification to the Engineer stating the material meets all requirements of this specification. All material samples for acceptance tests shall be taken or witnessed by a representative of the Bureau of Materials and shall be submitted to the Engineer of Materials, 126 East Ash Street, Springfield, Illinois 62704-4766 at least 30 days in advance of the pavement marking operations."


80457



# Illinois Department of Transportation

## Memorandum

---

To: Regional Engineers  
From: Jack A. Elston   
Subject: Special Provision for Waterproofing Membrane System  
Date: April 19, 2024

---

This special provision was developed by the Central Bureau of Materials to update the specifications for coal tar pitch emulsion used in the waterproofing membrane system to represent an available and approved emulsion on the market today.

This special provision should be inserted into contracts using the pay item WATERPROOFING MEMBRANE SYSTEM.

The districts should include the BDE Check Sheet marked with the applicable special provisions for the August 2, 2024 and subsequent lettings. The Project Coordination and Implementation Section will include a copy in the contract.

80458m

## **WATERPROOFING MEMBRANE SYSTEM (BDE)**

Effective: August 1, 2024

Revise Article 1061.03 of the Standard Specifications to read:

**“1061.03 Coal Tar Pitch Emulsion.** The coal tar pitch emulsion shall be compounded of heavy closed ring hydrocarbons dispersed in water by means of a combination of irreversible colloidal clays meeting ASTM D 5727. The Contractor shall submit a manufacturer’s certification stating it meets these requirements.”


80458



# Illinois Department of Transportation

## Memorandum

---

To: Regional Engineers  
From: Jack A. Elston   
Subject: Special Provision for Preformed Plastic Pavement Marking  
Date: April 19, 2024

---

This special provision was developed by the Central Bureau of Materials (CBM) to correct a typographical error in the 2022 Standard Specifications for the minimum refractive index of glass beads in Type D preformed plastic pavement markings and to clarify that manufacturers are required to get pre-approval from CBM for all types of preformed plastic markings.

This special provision should be inserted into contracts with PREFORMED PLASTIC PAVEMENT MARKING.

The districts should include the BDE Check Sheet marked with the applicable special provisions for the August 2, 2024 and subsequent lettings. The Project Coordination and Implementation Section will include a copy in the contract.

80459m

## **PREFORMED PLASTIC PAVEMENT MARKING (BDE)**

Effective: June 2, 2024

Revise Article 1095.03(h) of the Standard Specifications to read:

“(h) Glass Beads. Glass beads shall be colorless and uniformly distributed throughout the yellow and white portions of the material only. A top coating of beads shall be bonded to or directly embedded into the surface of the markings such that the beads are not easily removed when the film is scratched firmly with a thumb nail.

The glass bead refractive index shall be tested using the liquid immersion method.

Type B material shall have an inner mix of glass beads with a minimum refractive index of 1.50 and a top coating of ceramic beads bonded to top urethane wear surface with a minimum refractive index of 1.70. Beads with a refractive index greater than 1.80 shall not be used.

Type C material shall have glass beads with a minimum refractive index of 1.50 and a layer of skid resistant ceramic particles bonded to the top urethane wear surface. The urethane wear surface shall have a nominal thickness of 5 mils (0.13 mm).”

Revise Article 1095.03(n) of the Standard Specifications to read:

“(n) Sampling and Inspection.

(1) Sample. Prior to approval and use of preformed plastic pavement markings, the manufacturer shall submit a notarized certification from an independent laboratory, together with the results of all tests, stating that the material meets the requirements as set forth herein. The independent laboratory test report shall state the lot tested, the manufacturer’s name, and the date of manufacture.

After initial approval by the Department, samples and certification by the manufacturer shall be submitted for each subsequent batch used. The manufacturer shall submit a certification stating that the material meets the requirements as set forth herein and is essentially identical to the material sent for qualification. The certification shall state the lot tested, the manufacturer’s name, and the date of manufacture.


(2) Inspection. The Contractor shall provide a manufacturer’s certification to the Engineer stating the material meets all requirements of this specification. All material samples for acceptance tests will be taken or witnessed by a representative of the Bureau of Materials and will be submitted to the Engineer of Materials, 126 East Ash Street, Springfield, Illinois 62704-4766 at least 30 days in advance of the pavement marking operations.”



# Illinois Department of Transportation

## Memorandum

---

To: Regional Engineers  
From: Jack A. Elston   
Subject: Special Provision for Cement, Finely Divided Minerals,  
Admixtures, Concrete, and Mortar  
Date: September 27, 2024

---

This special provision was developed by the Central Bureau of Materials to transition concrete admixtures to AASHTO Product Eval and Audit testing, increase retesting intervals for repair material, to more widely allow Type IL cement and ground granulated blast furnace slag, and to bring in existing special provisions "Cement, Type IL (BDE)" and "Portland Cement Concrete (BDE)".

This special provision should be inserted into all contracts.

The districts should include the BDE Check Sheet marked with the applicable special provisions for the January 17, 2025 and subsequent lettings. The Project Coordination and Implementation Section will include a copy in the contract.

80460m



**CEMENT, FINELY DIVIDED MINERALS, ADMIXTURES; CONCRETE, AND MORTAR (BDE)**

Effective: January 1, 2025

Revise the first paragraph of Article 285.05 of the Standard Specifications to read:

**“285.05 Fabric Formed Concrete Revetment Mat.** The grout shall consist of a mixture of cement, fine aggregate, and water so proportioned and mixed as to provide a pumpable slurry. Fly ash or ground granulated blast furnace (GGBF) slag, and concrete admixtures may be used at the option of the Contractor. The grout shall have an air content of not less than 6.0 percent nor more than 9.0 percent of the volume of the grout. The mix shall obtain a compressive strength of 2500 psi (17,000 kPa) at 28 days according to Article 1020.09.”

Revise Article 302.02 of the Standard Specifications to read:

**“302.02 Materials.** Materials shall be according to the following.

Item	Article/Section
(a) Cement .....	1001
(b) Water .....	1002
(c) Hydrated Lime .....	1012.01
(d) By-Product, Hydrated Lime .....	1012.02
(e) By-Product, Non-Hydrated Lime .....	1012.03
(f) Lime Slurry .....	1012.04
(g) Fly Ash .....	1010
(h) Soil for Soil Modification (Note 1) .....	1009.01
(i) Bituminous Materials (Note 2) .....	1032

Note 1. This soil requirement only applies when modifying with lime (slurry or dry).

Note 2. The bituminous materials used for curing shall be emulsified asphalt RS-2, CRS-2, HFE 90, or HFE 150; rapid curing liquid asphalt RC-70; or medium curing liquid asphalt MC-70 or MC-250.”

Revise Article 312.07(c) of the Standard Specifications to read:

“(c) Cement .....1001”

Add Article 312.07(i) of the Standard Specifications to read:

“(i) Ground Granulated Blast Furnace (GGBF) Slag .....1010”

Revise the first paragraph of Article 312.09 of the Standard Specifications to read:

**“312.09 Proportioning and Mix Design.** At least 60 days prior to start of placing CAM II, the Contractor shall submit samples of materials to be used in the work for proportioning and testing.

The mixture shall contain a minimum of 200 lb (120 kg) of cement per cubic yard (cubic meter). Cement may be replaced with fly ash or ground granulated blast furnace (GGBF) slag according to Article 1020.05(c)(1) or 1020.05(c)(2), respectively, however the minimum cement content in the mixture shall be 170 lbs/cu yd (101 kg/cu m). Blends of coarse and fine aggregates will be permitted, provided the volume of fine aggregate does not exceed the volume of coarse aggregate. The Engineer will determine the proportions of materials for the mixture according to the "Portland Cement Concrete Level III Technician Course" manual. However, the Contractor may substitute their own mix design. Article 1020.05(a) shall apply, and a Level III PCC Technician shall develop the mix design."

Revise Article 352.02 of the Standard Specifications to read:

**"352.02 Materials.** Materials shall be according to the following.

Item	Article/Section
(a) Cement (Note 1) .....	1001
(b) Soil for Soil-Cement Base Course .....	1009.03
(c) Water .....	1002
(d) Bituminous Materials (Note 2) .....	1032

Note 1. Bulk cement may be used for the traveling mixing plant method if the equipment for handling, weighing, and spreading the cement is approved by the Engineer.

Note 2. The bituminous materials used for curing shall be emulsified asphalt RS-2, CRS-2, HFE 90, or HFE 150; rapid curing liquid asphalt RC-70; or medium curing liquid asphalt MC-70 or MC-250."

Revise Article 404.02 of the Standard Specifications to read:

**"404.02 Materials.** Materials shall be according to the following.

Item	Article/Section
(a) Cement .....	1001
(b) Water .....	1002
(c) Fine Aggregate .....	1003.08
(d) Bituminous Material (Tack Coat) .....	1032.06
(e) Emulsified Asphalts (Note 1) (Note 2) .....	1032.06
(f) Fiber Modified Joint Sealer .....	1050.05
(g) Additives (Note 3)	

Note 1. When used for slurry seal, the emulsified asphalt shall be CQS-1h according to Article 1032.06(b).

Note 2. When used for micro-surfacing, the emulsified asphalt shall be CQS-1hP according to Article 1032.06(e).

Note 3. Additives may be added to the emulsion mix or any of the component materials to provide the control of the quick-traffic properties. They shall be included as part of the mix design and be compatible with the other components of the mix.

Revise the last sentence of the fourth paragraph of Article 404.08 of the Standard Specifications to read:

“When approved by the Engineer, the sealant may be dusted with fine sand, cement, or mineral filler to prevent tracking.”

Revise Note 2 of Article 516.02 of the Standard Specifications to read:

“Note 2. The sand-cement grout mix shall be according to Section 1020 and shall be a 1:1 blend of sand and cement comprised of a Type I, IL, or II cement at 185 lb/cu yd (110 kg/cu m). The maximum water cement ratio shall be sufficient to provide a flowable mixture with a typical slump of 10 in. (250 mm).”

Revise Note 2 of Article 543.02 of the Standard Specifications to read:

“Note 2. The grout mixture shall be 6.50 hundredweight/cu yd (385 kg/cu m) of cement plus fine aggregate and water. Fly ash or ground granulated blast furnace (GGBF) slag may replace a maximum of 5.25 hundredweight/cu yd (310 kg/cu m) of the cement. The water/cement ratio, according to Article 1020.06, shall not exceed 0.60. An air-entraining admixture shall be used to produce an air content, according to Article 1020.08, of not less than 6.0 percent nor more than 9.0 percent of the volume of the grout. The Contractor shall have the option to use a water-reducing or high range water-reducing admixture.”

Revise Article 583.01 of the Standard Specifications to read:

“**583.01 Description.** This work shall consist of placing cement mortar along precast, prestressed concrete bridge deck beams as required for fairing out any unevenness between adjacent deck beams prior to placing of waterproofing membrane and surfacing.”

Revise Article 583.02(a) of the Standard Specifications to read:

“(a) Cement .....1001”

Revise the first paragraph of Article 583.03 of the Standard Specifications to read:

“**583.03 General.** This work shall only be performed when the air temperature is 45 °F (7 °C) and rising. The mixture for cement mortar shall consist of three parts sand to one part cement by volume. The amount of water shall be no more than that necessary to produce a workable, plastic mortar.”

Revise Note 2/ in Article 1003.01(b) of the Standard Specifications to read:

"2/ Applies only to sand. Sand exceeding the colorimetric test standard of 11 (Illinois Modified AASHTO T 21) will be checked for mortar making properties according to Illinois Modified ASTM C 87 and shall develop a compressive strength at the age of 14 days when using Type I, IL, or II cement of not less than 95 percent of the comparable standard.

Revise the second sentence of Article 1003.02(e)(1) of the Standard Specifications to read:

"The test will be performed with Type I, IL, or II portland cement having a total equivalent alkali content ( $\text{Na}_2\text{O} + 0.658\text{K}_2\text{O}$ ) of 0.90 percent or greater."

Revise the first sentence of the second paragraph of Article 1003.02(e)(3) of the Standard Specifications to read:

"The ASTM C 1293 test shall be performed with Type I, IL, or II portland cement having a total equivalent alkali content ( $\text{Na}_2\text{O} + 0.658\text{K}_2\text{O}$ ) of 0.80 percent or greater."

Revise the second sentence of Article 1004.02(g)(1) of the Standard Specifications to read:

"The test will be performed with Type I, IL, or II portland cement having a total equivalent alkali content ( $\text{Na}_2\text{O} + 0.658\text{K}_2\text{O}$ ) of 0.90 percent or greater."

Revise Article 1017.01 of the Standard Specifications to read:

**"1017.01 Requirements.** The mortar shall be high-strength according to ASTM C 387 and shall have a minimum 80.0 percent relative dynamic modulus of elasticity when tested by the Department according to Illinois Modified AASHTO T 161 or AASHTO T 161 when tested by an independent lab. The high-strength mortar shall have a water-soluble chloride ion content of less than 0.40 lb/cu yd (0.24 kg/cu m). The test shall be performed according to ASTM C 1218, and the high-strength mortar shall have an age of 28 to 42 days at the time of test. The ASTM C 1218 test shall be performed by an independent lab a minimum of once every five years, and the test results shall be provided to the Department. Mixing of the high-strength mortar shall be according to the manufacturer's specifications. The Department will maintain a qualified product list."

Revise the fourth sentence of Article 1018.01 of the Standard Specifications to read:

"The ASTM C 1218 test shall be performed by an independent lab a minimum of once every five years, and the test results shall be provided to the Department."

Revise Article 1019.02 of the Standard Specifications to read:

**"1019.02 Materials.** Materials shall be according to the following.

Item	Article/Section
(a) Cement .....	1001
(b) Water .....	1002

- (c) Fine Aggregate for Controlled Low-Strength Material (CLSM) ..... 1003.06
- (d) Fly Ash ..... 1010
- (e) Ground Granulated Blast Furnace (GGBF) Slag..... 1010
- (f) Admixtures (Note 1)

Note 1. The air-entraining admixture may be in powder or liquid form. Prior to approval, a CLSM air-entraining admixture will be evaluated by the Department. The admixture shall be able to meet the air content requirements of Mix 2. The Department will maintain a qualified product list.”

Revise Article 1019.05 of the Standard Specifications to read:

“**1019.05 Department Mix Design.** The Department mix design shall be Mix 1, 2, or 3 and shall be proportioned to yield approximately one cubic yard (cubic meter).

Mix 1	
Cement	50 lb (30 kg)
Fly Ash – Class C or F, and/or GGBF Slag	125 lb (74 kg)
Fine Aggregate – Saturated Surface Dry	2900 lb (1720 kg)
Water	50-65 gal (248-322 L)
Air Content	No air is entrained

Mix 2	
Cement	125 lb (74 kg)
Fine Aggregate – Saturated Surface Dry	2500 lb (1483 kg)
Water	35-50 gal (173-248 L)
Air Content	15-25 %

Mix 3	
Cement	40 lb (24 kg)
Fly Ash – Class C or F, and/or GGBF Slag	125 lb (74 kg)
Fine Aggregate – Saturated Surface Dry	2500 lb (1483 kg)
Water	35-50 gal (179-248 L)
Air Content	15-25 %”

Revise Article 1020.04, Table 1, Note (8) of the Standard Specifications to read:

“(8) In addition to the Type III portland cement, 100 lb/cu yd of ground granulated blast-furnace slag and 50 lb/cu yd of microsilica (silica fume) shall be used. For an air temperature greater than 85 °F, the Type III portland cement may be replaced with Type I, IL, or II portland cement.”

Revise Article 1020.04, Table 1 (Metric), Note (8) of the Standard Specifications to read:

“(8) In addition to the Type III portland cement, 60 kg/cu m of ground granulated blast-furnace slag and 30 kg/cu m of microsilica (silica fume) shall be used. For an air temperature greater than 30 °C, the Type III portland cement may be replaced with Type I, IL, or II portland cement.”

Revise the second paragraph of Article 1020.05(a) of the Standard Specifications to read:

“For a mix design using a portland-pozzolan cement, portland blast-furnace slag cement, portland-limestone cement, or replacing portland cement with finely divided minerals per Articles 1020.05(c) and 1020.05(d), the Contractor may submit a mix design with a minimum portland cement content less than 400 lbs/cu yd (237 kg/cu m), but not less than 375 lbs/cu yd (222 kg/cu m), if the mix design is shown to have a minimum relative dynamic modulus of elasticity of 80 percent determined according to AASHTO T 161. Testing shall be performed by an independent laboratory accredited by AASHTO re:source for Portland Cement Concrete.”

Revise the first sentence of the first paragraph of Article 1020.05(b) of the Standard Specifications to read:

“Corrosion inhibitors and concrete admixtures shall be according to the qualified product lists.”

Delete the fourth and fifth sentences of the second paragraph of Article 1020.05(b) of the Standard Specifications.

Revise the third sentence of the second paragraph of Article 1020.05(b)(5) of the Standard Specifications to read:

“The qualified product lists of concrete admixtures shall not apply.”

Revise second paragraph of Article 1020.05(b)(10) of the Standard Specifications to read:

“When calcium nitrite is used, it shall be added at the rate of 4 gal/cu yd (20 L/cu m) and shall be added to the mix immediately after all compatible admixtures have been introduced to the batch. Other corrosion inhibitors shall be added per the manufacturer’s specifications.”

Delete the third paragraph of Article 1020.05(b)(10) of the Standard Specifications.

Revise Article 1020.15(b)(1)c. of the Standard Specifications to read:

“c. The minimum portland cement content in the mixture shall be 375 lbs/cu yd (222 kg/cu m). When the total of organic processing additions, inorganic processing additions, and limestone addition exceed 5.0 percent in the cement, the minimum portland cement content in the mixture shall be 400 lbs/cu yd (237 kg/cu m). For a drilled shaft, foundation, footing, or substructure, the

minimum portland cement may be reduced to as low as 330 lbs/cu yd (196 kg/cu m) if the concrete has adequate freeze/thaw durability. The Contractor shall provide freeze/thaw test results according to AASHTO T 161, and the relative dynamic modulus of elasticity of the mix design shall be a minimum of 80 percent. Testing shall be performed by an independent laboratory accredited by AASHTO re:source for Portland Cement Concrete. Freeze/thaw testing will not be required for concrete that will not be exposed to freezing and thawing conditions as determined by the Engineer.”

Revise Article 1021.01 of the Standard Specifications to read:

“**1021.01 General.** Admixtures shall be furnished in liquid or powder form ready for use. The admixtures shall be delivered in the manufacturer's original containers, bulk tank trucks or such containers or tanks as are acceptable to the Engineer. Delivery shall be accompanied by a ticket which clearly identifies the manufacturer, the date of manufacture, and trade name of the material. Containers shall be readily identifiable as to manufacturer, the date of manufacture, and trade name of the material they contain.

Concrete admixtures shall be on one of the Department's qualified product lists. Unless otherwise noted, admixtures shall have successfully completed and remain current with the AASHTO Product Eval and Audit Concrete Admixture (CADD) testing program. For admixture submittals to the Department; the product brand name, manufacturer name, admixture type or types, an electronic link to the product's technical data sheet, and the NTPEP testing number which contains an electronic link to all test data shall be provided. In addition, a letter shall be submitted certifying that no changes have been made in the formulation of the material since the most current round of tests conducted by AASHTO Product Eval and Audit. After 28 days of testing by AASHTO Product Eval and Audit, air-entraining admixtures may be provisionally approved and used on Departmental projects. For all other admixtures, unless otherwise noted, the time period after which provisionally approved status may be earned is 6 months.

The manufacturer shall include the following in the submittal to the AASHTO Product Eval and Audit CADD testing program: the manufacturing range for specific gravity, the midpoint and manufacturing range for residue by oven drying, and manufacturing range of pH. The submittal shall also include an infrared spectrophotometer trace no more than five years old.

For air-entraining admixtures according to Article 1021.02, the specific gravity allowable manufacturing range established by the manufacturer shall be according to AASHTO M 194. For residue by oven drying and pH, the allowable manufacturing range and test methods shall be according to AASHTO M 194.

For admixtures according to Articles 1021.03, 1021.04, 1021.05, 1021.06, 1021.07, and 1021.08, the pH allowable manufacturing range established by the manufacturer shall be according to ASTM E 70. For specific gravity and residue by oven drying, the allowable manufacturing range and test methods shall be according to AASHTO M 194.

All admixtures, except chloride-based accelerators, shall contain a maximum of 0.3 percent chloride by weight (mass) as determined by an appropriate test method. To verify the test result, the Department will use Illinois Modified AASHTO T 260, Procedure A, Method 1.

Prior to final approval of an admixture, the Engineer reserves the right to request a sample for testing. The test and reference concrete mixtures tested by the Engineer will contain a cement content of 5.65 cwt/cu yd (335 kg/cu m). For freeze-thaw testing, the Department will perform the test according to Illinois Modified AASHTO T 161. The flexural strength test will be performed according to AASHTO T 177. If the Engineer decides to test the admixture, the manufacturer shall submit AASHTO T 197 water content and set time test results on the standard cement used by the Department. The manufacturer may select their lab or an independent lab to perform this testing. The laboratory is not required to be accredited by AASHTO.

Random field samples may be taken by the Department to verify an admixture meets specification. A split sample will be provided to the manufacturer if requested. Admixtures that do not meet specification requirements or an allowable manufacturing range established by the manufacturer shall be replaced with new material.”

Revise Article 1021.03 of the Standard Specifications to read:

“**1021.03 Retarding and Water-Reducing Admixtures.** The admixture shall be according to the following.

- (a) Retarding admixtures shall be according to AASHTO M 194, Type B (retarding) or Type D (water-reducing and retarding).
- (b) Water-reducing admixtures shall be according to AASHTO M 194, Type A.
- (c) High range water-reducing admixtures shall be according to AASHTO M 194, Type F (high range water-reducing) or Type G (high range water-reducing and retarding).”

Revise Article 1021.05 of the Standard Specifications to read:

“**1021.05 Self-Consolidating Admixtures.** Self-consolidating admixture systems shall consist of either a high range water-reducing admixture only or a high range water-reducing admixture combined with a separate viscosity modifying admixture. The one or two component admixture system shall be capable of producing a concrete that can flow around reinforcement and consolidate under its own weight without additional effort and without segregation.

High range water-reducing admixtures shall be according to AASHTO M 194, Type F.

Viscosity modifying admixtures shall be according to AASHTO M 194, Type S (specific performance).”

Revise Article 1021.06 of the Standard Specifications to read:



**“1021.06 Rheology-Controlling Admixture.** Rheology-controlling admixtures shall be capable of producing a concrete mixture with a lower yield stress that will consolidate easier for slipform applications used by the Contractor. Rheology-controlling admixtures shall be according to AASHTO M 194, Type S (specific performance).”

Revise Article 1021.07 of the Standard Specifications to read:

**“1021.07 Corrosion Inhibitor.** The corrosion inhibitor shall be according to one of the following.

- (a) Calcium Nitrite. Corrosion inhibitors shall contain a minimum 30 percent calcium nitrite by weight (mass) of solution and shall comply with either the requirements of AASHTO M 194, Type C (accelerating) or the requirements of ASTM C 1582. The corrosion inhibiting performance requirements of ASTM C 1582 shall not apply.
- (b) Other Materials. The corrosion inhibitor shall be according to ASTM C 1582.

For submittals requiring testing according to ASTM M 194, Type C (accelerating), the admixture shall meet the requirements of the AASHTO Product Eval and Audit CADD testing program according to Article 1021.01.

For submittals requiring testing according to ASTM C 1582, a report prepared by an independent laboratory accredited by AASHTO re:source for portland cement concrete shall be provided. The report shall show the results of physical tests conducted no more than five years prior to the time of submittal, according to applicable specifications. However, ASTM G 109 test information specified in ASTM C 1582 is not required to be from an independent accredited lab. All other information in ASTM C 1582 shall be from an independent accredited lab. Test data and other information required to be submitted to AASHTO Product Eval and Audit according to Article 1021.01, shall instead be submitted directly to the Department.”

Add Article 1021.08 of the Standard Specifications as follows:

**“1021.08 Other Specific Performance Admixtures.** Other specific performance admixtures shall, at a minimum, be according to AASHTO M 194, Type S (specific performance). The Department also reserves the right to require other testing, as determined by the Engineer, to show evidence of specific performance characteristics.

Initial testing according to AASHTO M 194 may be conducted under the AASHTO Product Eval and Audit CADD testing program according to Article 1021.01, or by an independent laboratory accredited by AASHTO re:source for Portland Cement Concrete. In either case, test data and other information required to be submitted to AASHTO Product Eval and Audit according to Article 1021.01, shall also be submitted directly to the Department. The independent accredited lab report shall show the results of physical tests conducted no more than five years prior to the time of submittal, according to applicable specifications.”

Revise Article 1024.01 of the Standard Specifications to read:

**“1024.01 Requirements for Grout.** The grout shall be proportioned by dry volume, thoroughly mixed, and shall have a minimum temperature of 50 °F (10 °C). Water shall not exceed the minimum needed for placement and finishing.

Materials for the grout shall be according to the following.

Item	Article/Section
(a) Cement .....	1001
(b) Water .....	1002
(c) Fine Aggregate .....	1003.02
(d) Fly Ash .....	1010
(e) Ground Granulated Blast Furnace (GGBF) Slag.....	1010
(f) Concrete Admixtures .....	1021”

Revise Note 1 of Article 1024.02 of the Standard Specifications to read:

“Note 1. Nonshrink grout shall be according to Illinois Modified ASTM C 1107.

The nonshrink grout shall have a water-soluble chloride ion content of less than 0.40 lb/cu yd (0.24 kg/cu m). The test shall be performed according to ASTM C 1218, and the grout shall have an age of 28 to 42 days at the time of test. The ASTM C 1218 test shall be performed by an independent lab a minimum of once every five years, and the test results shall be provided to the Department. Mixing of the nonshrink grout shall be according to the manufacturer’s specifications. The Department will maintain a qualified product list.”

Revise Article 1029.02 of the Standard Specifications to read:

**“1029.02 Materials.** Materials shall be according to the following.

Item	Article/Section
(a) Cement.....	1001
(b) Fly Ash .....	1010
(c) Ground Granulated Blast Furnace (GGBF) Slag .....	1010
(d) Water.....	1002
(e) Fine Aggregate.....	1003
(f) Concrete Admixtures .....	1021
(g) Foaming Agent (Note 1)	

Note 1. The manufacturer shall submit infrared spectrophotometer trace and test results indicating the foaming agent meets the requirements of ASTM C 869 in order to be on the Department’s qualified product list. Submitted data/results shall not be more than five years old.”

Revise the second paragraph of Article 1103.03(a)(4) the Standard Specifications to read:

“The dispenser system shall provide a visual indication that the liquid admixture is actually entering the batch, such as via a transparent or translucent section of tubing or by independent check with an integrated secondary metering device. If approved by the Engineer, an alternate indicator may be used for admixtures dosed at rates of 25 oz/cwt (1630 mL/100 kg) or greater, such as accelerating admixtures, corrosion inhibitors, and viscosity modifying admixtures.”

Revise the first two sections of Check Sheet #11 of the Supplemental Specifications and Recurring Special Provisions to read:

“Description. This work shall consist of filling voids beneath rigid and composite pavements with cement grout.

Materials. Materials shall be according to the following Articles of Division 1000 - Materials of the Standard Specifications:

Item	Article/Section
(a) Cement .....	1001
(b) Water .....	1002
(c) Fly Ash .....	1010
(d) Ground Granulated Blast Furnace (GGBF) Slag.....	1010
(e) Admixtures .....	1021
(f) Packaged Rapid Hardening Mortar or Concrete .....	1018”

Revise the third paragraph of Materials Note 2 of Check Sheet #28 of the Supplemental Specifications and Recurring Special Provisions to read:


“The Department will maintain a qualified product list of synthetic fibers, which will include the minimum required dosage rate. For the minimum required fiber dosage rate based on the Illinois Modified ASTM C 1609 test, a report prepared by an independent laboratory accredited by AASHTO re:source for Portland Cement Concrete shall be provided. The report shall show results of tests conducted no more than five years prior to the time of submittal.”



# Illinois Department of Transportation

## Memorandum

---

To: Regional Engineers  
From: Jack A. Elston   
Subject: Special Provision for Concrete Barrier  
Date: September 27, 2024

---

This special provision was developed by the Bureau of Design and Environment to update the maximum variation allowed in Concrete Barrier, Double Face before Concrete Barrier, Variable Cross-Section is used.

This special provision should be inserted into contracts with CONCRETE BARRIER.

The districts should include the BDE Check Sheet marked with the applicable special provisions for the January 17, 2025 and subsequent lettings. The Project Coordination and Implementation Section will include a copy in the contract.

80461m

## **CONCRETE BARRIER (BDE)**

Effective: January 1, 2025

Revise the second paragraph of Article 637.12 of the Standard Specifications to read:

“When a double face concrete barrier with a variable cross-section is required, and the variation exceeds 1/2 in. (13 mm), the barrier will be paid for at the contract unit price per foot (meter) for CONCRETE BARRIER, VARIABLE CROSS-SECTION, of the height specified.”

80461



# Illinois Department of Transportation

## Memorandum

---

To: Regional Engineers  
From: Jack A. Elston   
Subject: Special Provision for Sign Panels and Appurtenances  
Date: September 27, 2024

---

This special provision was developed by the Central Bureaus of Operations and Materials to update the standards for steel support channels on permanent signs.

This special provision should be inserted into contracts with SIGN PANELS.

The districts should include the BDE Check Sheet marked with the applicable special provisions for the January 17, 2025 and subsequent lettings. The Project Coordination and Implementation Section will include a copy in the contract.

80462m

## **SIGN PANELS AND APPURTENANCES (BDE)**

Effective: January 1, 2025

Revise the third paragraph of Article 720.02 of the Standard Specifications to read:

“Steel support channels shall be according to ASTM A 653 (A 653M) (mild strip), Standard 720001, and galvanized according to AASHTO M 232, Class B 2 after forming.”

Revise the fifth paragraph of Article 720.02 of the Standard Specifications to read:

“The stainless steel banding for mounting signs or sign support channels to light or signal standards shall be according to ASTM A 240 (A 240M) Type 302 stainless steel.”

80462