

Accessing Pharmacy Services Online

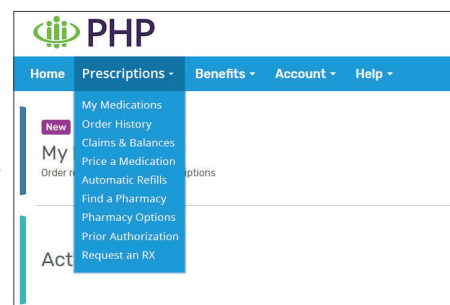

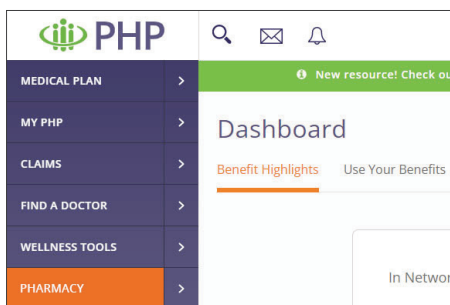
Contact the PHP Customer Service Team at 1-800-982-6257 or 260-432-6690 or Fax: 260-432-0493

PHP understands how important it is for you to have access to information about your pharmacy services. Login as a PHP member at phpni.com and select **Pharmacy** from the left hand menu.

The Pharmacy menu gives you access to the following features and information: **Save on Prescriptions, My Pharmacy Services, Price a Medication, Benefits, Pharmacy Claims, Pharmacy Benefits, and Drug Listings.**

Selecting the **My Pharmacy Services** menu option will direct you to your online pharmacy account (through our vendor partner website), giving you access to the following features and information:

- My Medications
- Order History
- Claims & Balances
- Price a Medication
- Automatic Refills
- Find a Pharmacy
- Pharmacy Options
- Prior Authorization



Tips for registering at phpni.com:

- 1 Choose a **Password** that is easy for you to remember. For privacy reasons, each family member is required to have an individualized **User ID** and **Password**.
- 2 Write your **User ID** and **Password** down. File it with your health insurance information for safekeeping.
- 3 Note that once you have registered for the first time and created your account, PHP will be able to access your ID. However, we will NOT be able to access your Password. *If lost, Passwords can be reset.*

Call our Customer Service Department if you need assistance:

Phone: 260-432-6690, ext. 11 or Toll Free: 800-982-6257, ext. 11