



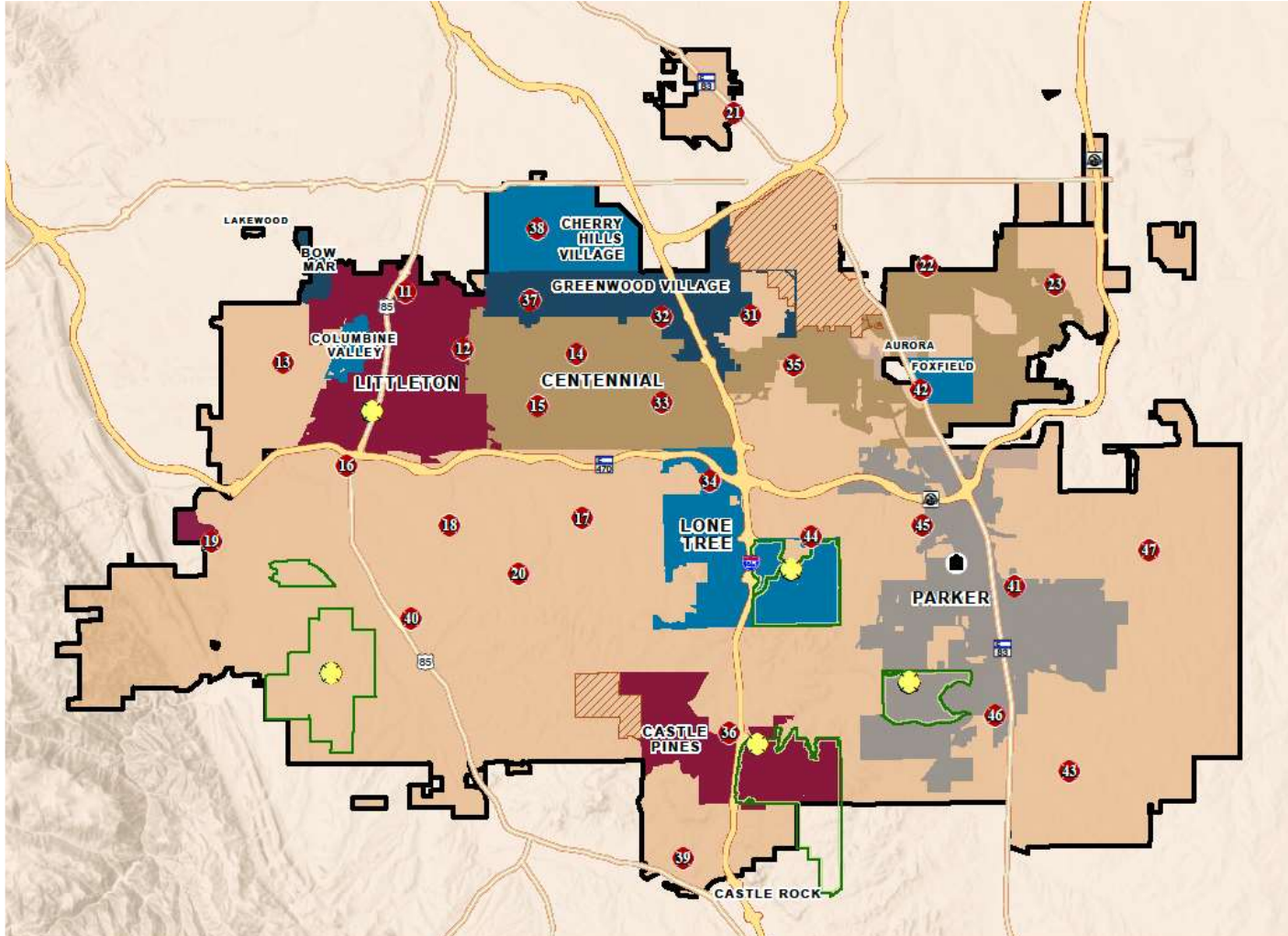
South Metro Fire Rescue



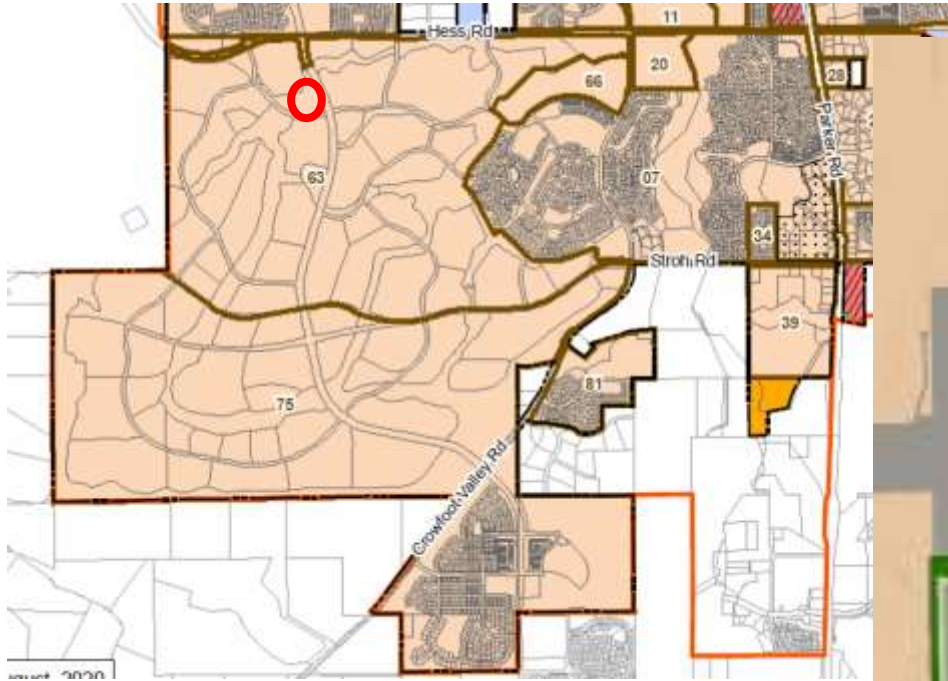
*Board of Directors
Facility Overview*

July 15, 2024

Facility Overview



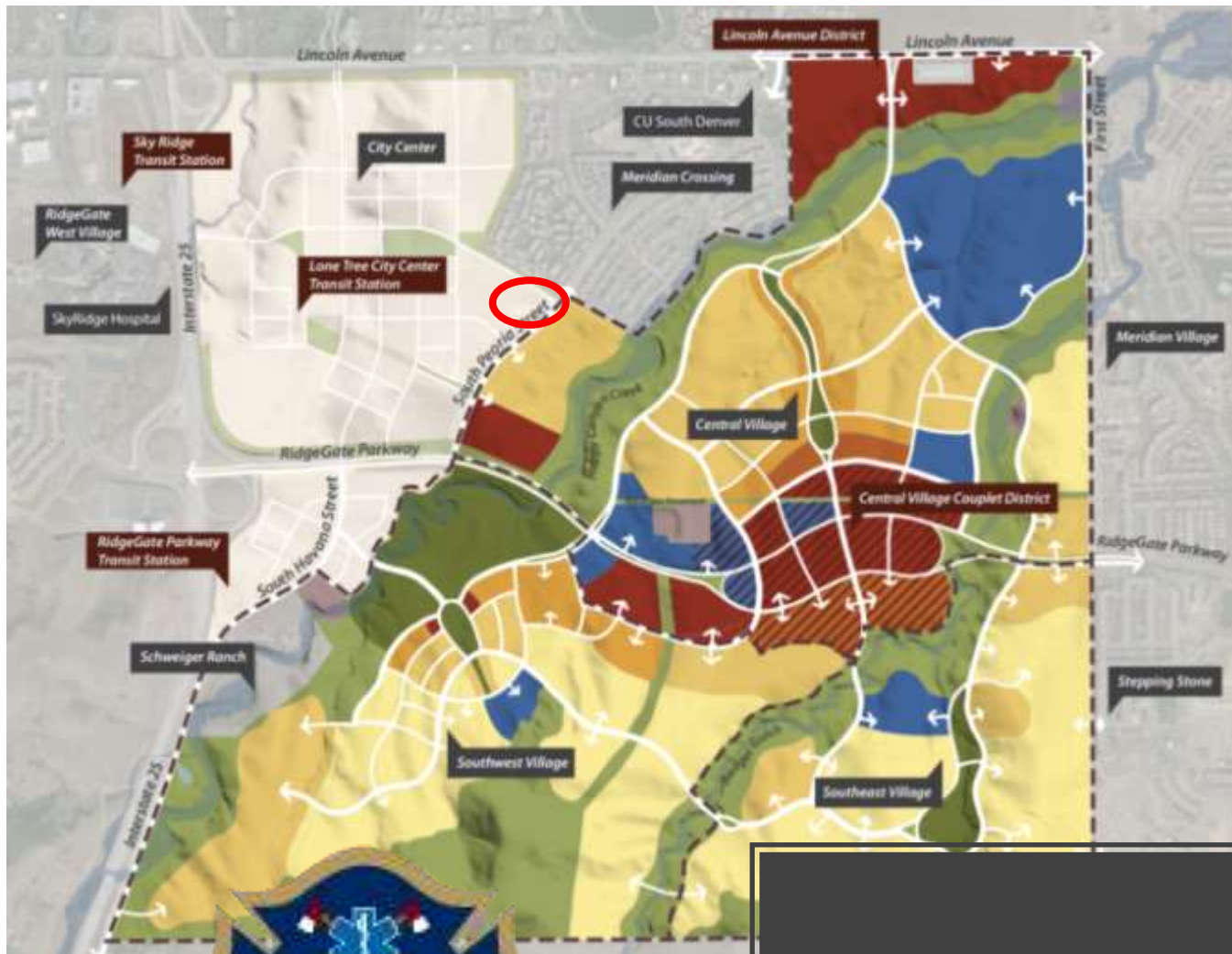
- Station Planning
 - Needs assessment
 - Land status
 - Timelines
- Support Facility Planning
 - Needs assessment
 - Project status
- Future Financial Discussions



- 6,500 units
- Distribution, density
- **ADD** Tanterra Station
 - Developer obligation
 - Land selection: done
 - Buildable: unknown
 - Excise tax
 - Recommended: 5-10 years



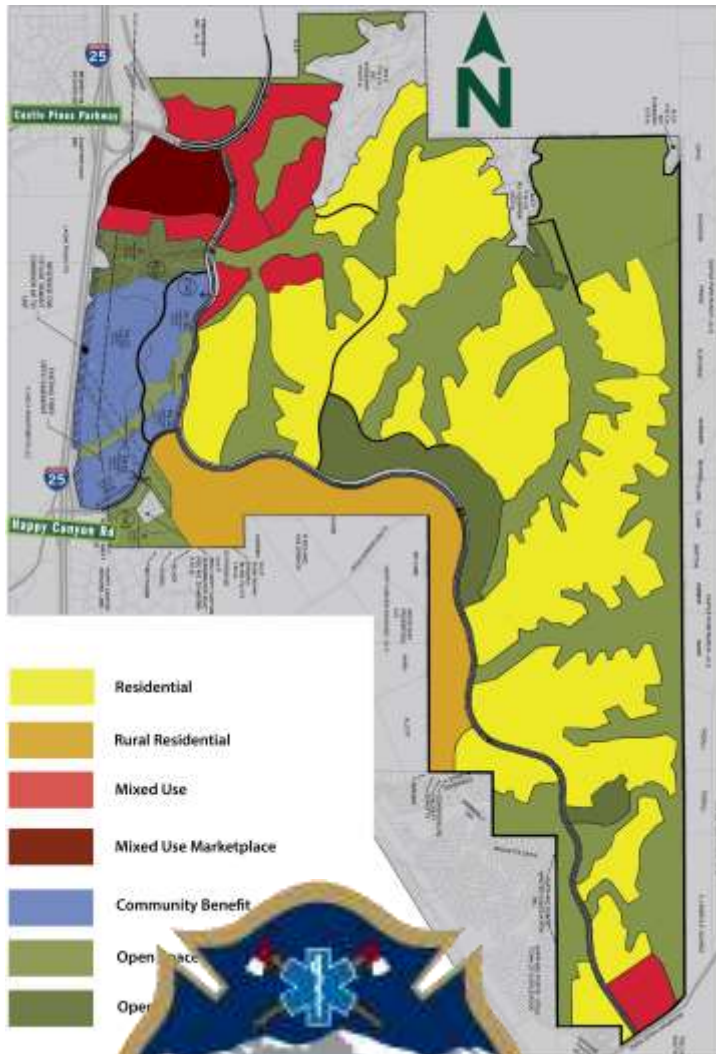
Tanterra/Hess Ranch/Trails at Crowfoot



- 10,000 units
- City Center commercial
- Large call volume
- Existing Station 44
- **RELOCATE** Station 44
 - Developer obligation
 - Land selection: done
 - Buildable: unknown
 - Recommended: 5-10 years



RidgeGate East



- 5,000 units
- 10,000 units city-wide
- Station 36
- **RELOCATE** Station 36
 - Developer obligation
 - Land selection: evaluating
 - Buildable: unknown
 - Recommended: 10 years

The Canyons



- 13,500+++ units
- Commercial
- **ADD** Sterling Ranch Fire Station
 - Developer obligation
 - Land selection: in progress
 - Buildable: 2027
 - Recommended: 2-3 years
- **KEEP** Station 40
 - HWY 85
 - ISO
 - Evaluate: 5-10 years

Sterling Ranch



- Performance
 - Current: 50% (travel)
 - Predicted: +10%; 2-3 min.
 - Distribution, density
- Growth
 - Littleton (south)
 - 2,100+ units (multifamily)
 - Asst. living
- Existing Station 16



Mineral & Santa Fe



- **RELOCATE** Station 16
 - Land purchase: 2024
 - Buildable: 2025
 - Land value: in progress
 - Recommended: 2-5 years



Mineral & Santa Fe



- Current State
 - Facility Assessment
 - Unique facilities and features
 - Facility Standards
 - Useful Life
 - Operational Effectiveness



Existing Facilities



- Evaluation of current training facilities
- D2C Architects
- Options

Training Centers – JSF and TJTC



- Existing facility
 - Capacity
 - Ceiling height
 - Bay length
- Expand current site?



JSF - Fleet

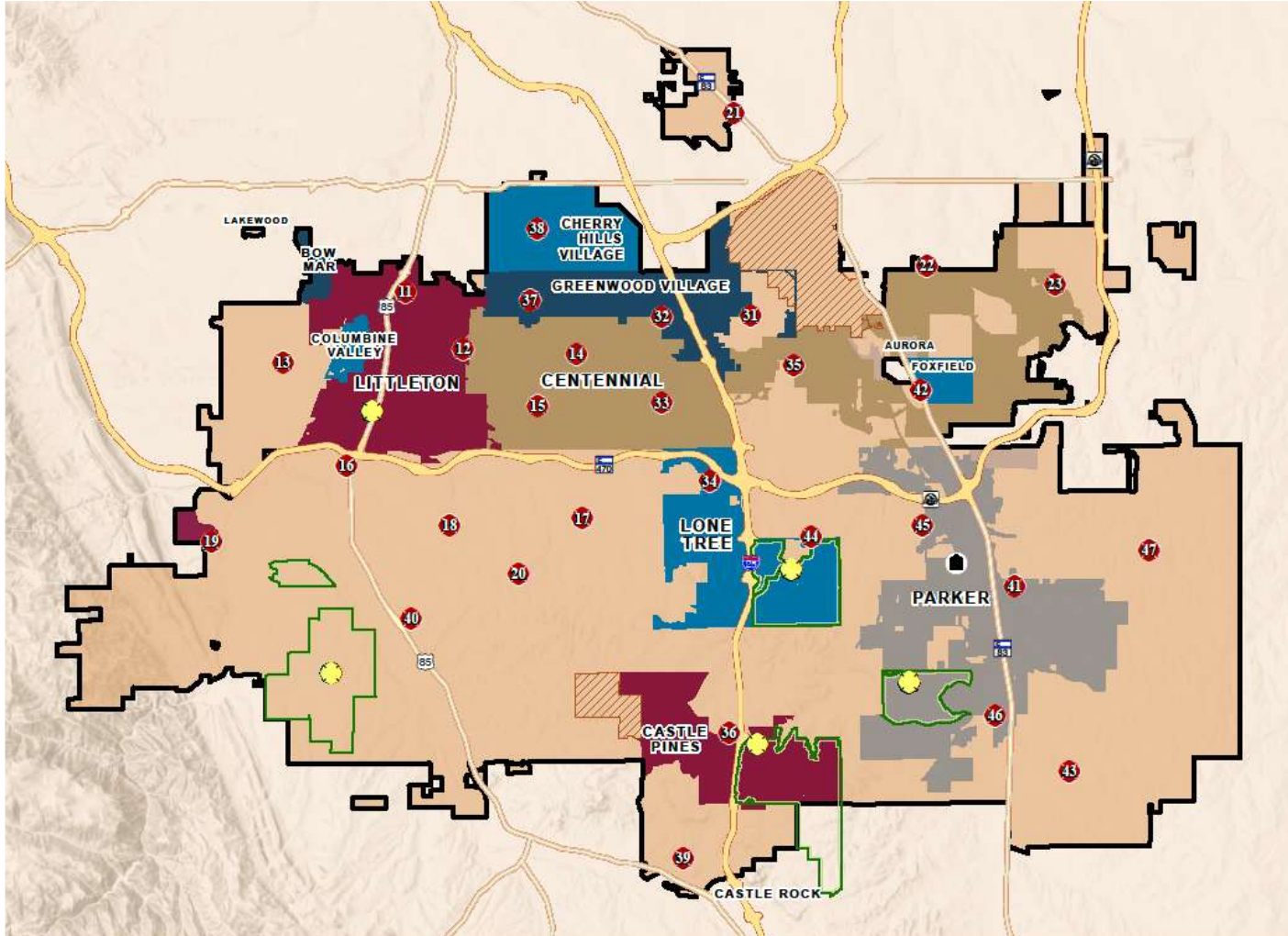


- Relocating fleet facility
 - Working with Fleet to complete facility needs assessment
 - Determine land needs
 - Estimated land construction cost projections
 - Recommended: 3-5 years



Future Fleet

Summary



- Upcoming
 - Land – 16
 - Fleet cost assessment
 - Include training facility needs in the capital planning
 - Proactive Station planning
- Financial Planning
 - Timeline
 - Budget
- Flexibility



Questions?